

Arizona

The dockets of trademark cases in Arizona were examined to identify decisions on contested preliminary injunction motions. The number of decisions found, the number granted, and the number denied are as follows:

Total Decisions: 152

Total Granted: 79 Plaintiff Granted: 74 Defendant Granted: 5

Total Denied: 67 Plaintiff Denied: 62 Defendant Denied: 5

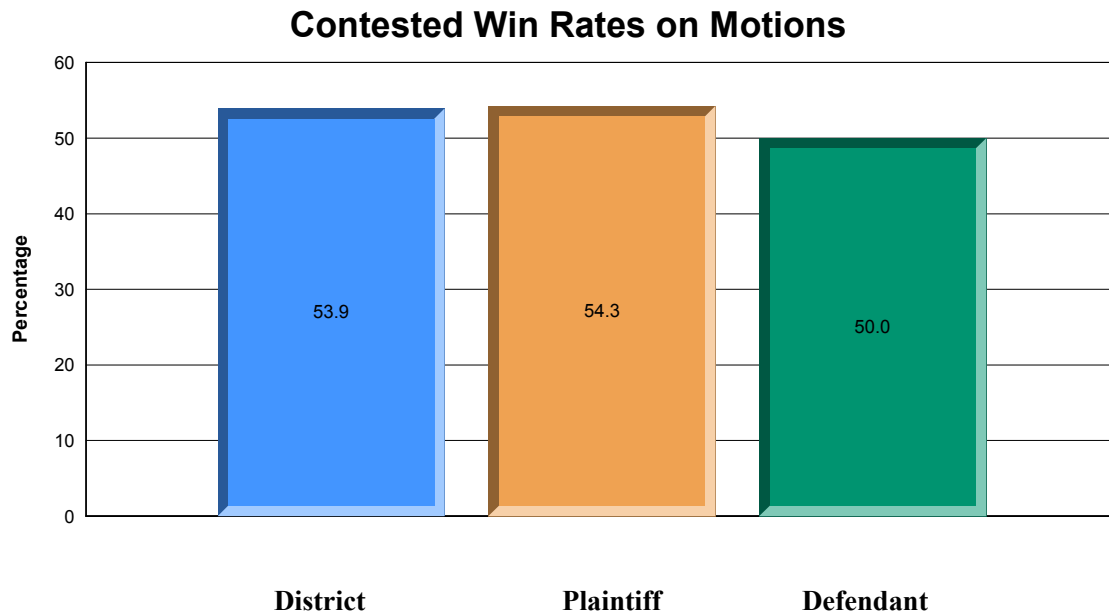
Total Granted in Part, Denied in Part: 6 Plaintiff Granted in Part: 5

Defendant Granted in Part: 1

Plaintiff Win Rate: 54.3%

Defendant Win Rate: 50.0%

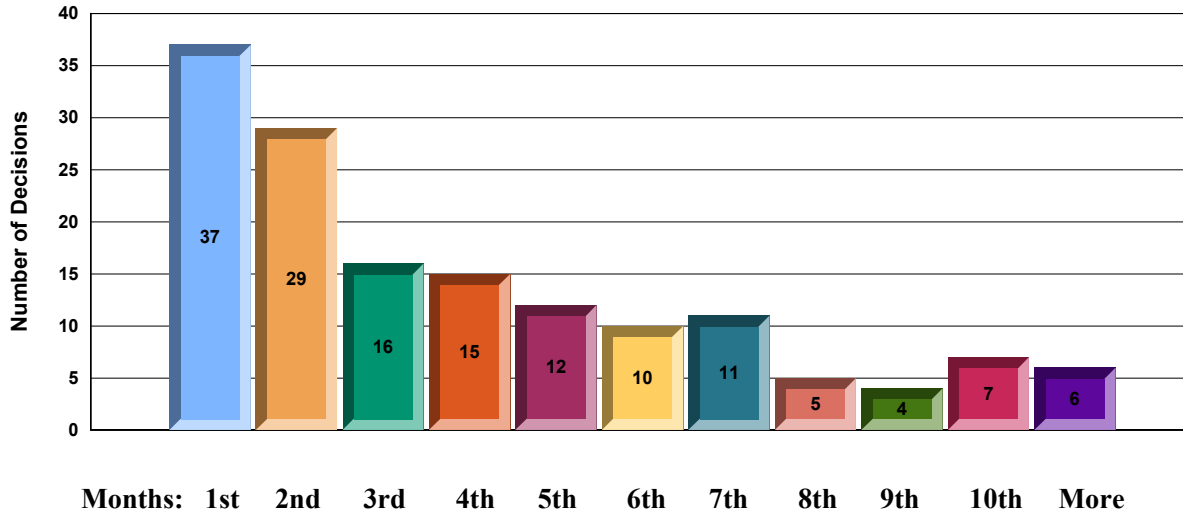
Overall Win Rate: 53.9%



The average time from motion filing to decision was 3.6 months from motion filing. The distribution of times to decision for these motions is illustrated in the chart below.

Distribution of Decisions

For Arizona



Bolton, Susan

Total Decisions: 8

Total Granted: 3

Total Denied: 4

Total Granted in Part, Denied in Part: 1

Overall Win Rate: 43.8%

Average Time to Decision: 4.7 months from motion filing

Case Number	Case Name	Movant	Decision	Pendency (months)	Decision Date
2:03cv01807	Best Western Intl v. Royal Vale Hospital, et al	Plaintiff	Granted	0.99	10/16/2003
2:00cv02166	Furniture Medic LP v. Jantzen	Plaintiff	Denied	14.77	2/5/2002
2:01cv00817	Golfer LLC v. Naughton, et al	Plaintiff	Granted in part, Denied in Part	2.80	8/2/2001
2:04cv02405	Best Western Intl v. Platinum Properties, et al	Plaintiff	Granted	1.58	12/22/2004
2:07cv01099	Ecce Panis, Inc. v. Maple Leaf Foods USA Inc., et al.,	Plaintiff	Denied	5.26	11/7/2007
2:09cv00741	Denny's, Inc., et al v. Kennedy Restaurants, LLC, et al	Plaintiff	Denied	5.20	9/15/2009
2:10cv01288	Smith & Wesson Holding Corporation et al v. Cybergun, S.A.	Plaintiff	Denied without Prejudice	5.79	8/24/2011
2:11cv02030	Validus Holdings Limited v. Kiana et al	Plaintiff	Granted	1.09	11/23/2011

Broomfield, Robert

Total Decisions: 17

Total Granted: 11

Total Denied: 5

Total Granted in Part, Denied in Part: 1

Overall Win Rate: 67.6%

Average Time to Decision: 3.7 months from motion filing

Case Number	Case Name	Movant	Decision	Pendency (months)	Decision Date
2:01cv00633	H&R Block Tax Servic v. Miller	Plaintiff	Granted	1.51	5/25/2001
2:01cv00633	H&R Block Tax Servic v. Miller	Plaintiff	Denied	6.35	8/27/2002
2:01cv02243	Best Western Intl v. Auyang John Inc, et al	Plaintiff	Granted	1.78	1/9/2002
2:00cv00214	New Times Inc v. Ticketmaster Online	Plaintiff	Granted	4.08	11/15/2000
2:01cv02110	Best Western Intl v. KM Properties of MN, et al	Plaintiff	Granted	1.35	12/10/2001
2:01cv02444	Best Western Intl v. Kings Inn Venture, et al	Plaintiff	Granted	1.48	1/28/2002
2:03cv00592	Lorillard Tobacco Co v. Bromert, et al	Plaintiff	Granted	0.33	4/7/2003
2:93cv00287	Best Western Int'l v. Goforth, et al	Plaintiff	Granted	1.55	3/29/1993
2:93cv01065	Best Western Int'l v. Safaie	Plaintiff	Denied	9.64	3/23/1994
3:00cv00453	Symbiotics Inc v. Immune-Tree Inc, et al	Plaintiff	Granted	0.79	4/6/2000
2:97cv00797	Park Inns Intl Inc v. Pacific Plaza Hotels, et al	Plaintiff	Denied without Prejudice	9.34	3/30/1998
2:97cv01614	Best Western Intl v. Kant, et al	Plaintiff	Denied	7.63	3/19/1998
2:99cv02270	American Dairy Queen v. Sierra Bonne Inc, et al	Plaintiff	Granted	7.60	8/15/2000
3:03cv00252	Lorillard Tobacco Co v. Patel	Plaintiff	Granted	0.23	2/14/2003
2:97cv02239	Heating & Cooling Sup v. Sun Energy Inc, et al	Plaintiff	Granted in part, Denied in Part	2.70	2/7/1998
2:07cv00807	Best Western International, Inc. v. Patel	Plaintiff	Granted	6.68	11/6/2007
2:07cv00807	Best Western International, Inc. v. Patel	Plaintiff	Denied	0.43	4/2/2008

Bury, David

Total Decisions: 1
 Total Granted: 0
 Total Denied: 1
 Total Granted in Part, Denied in Part: 0
 Overall Win Rate: 0.0%
 Average Time to Decision: 0.2 months from motion filing

Case Number	Case Name	Movant	Decision	Pendency (months)	Decision Date
4:12cv00059	Slep-Tone Entertainment Corporation v. Mann	Plaintiff	Denied	0.20	3/1/2012

Campbell, David

Total Decisions: 13
 Total Granted: 5
 Total Denied: 7
 Total Granted in Part, Denied in Part: 1
 Overall Win Rate: 42.3%
 Average Time to Decision: 3.3 months from motion filing

Case Number	Case Name	Movant	Decision	Pendency (months)	Decision Date
2:02cv01935	Smarthealth Inc v. Brinkman	Defendant	Denied	10.59	2/20/2004
2:03cv02353	Century 21 Real Esta v. Motlagh, et al	Plaintiff	Granted	0.89	12/23/2003
2:04cv00084	Best Western Intl v. Patel, et al	Plaintiff	Granted	1.22	2/20/2004
2:04cv01054	AZ Tenants Assn Inc, et al v. AZ Tenants Advoc Inc, et al	Plaintiff	Denied without Prejudice	9.77	3/17/2005
2:05cv02266	Best Western International, Inc. v. Heer Motel Partners, LLC et al	Plaintiff	Denied	7.50	3/14/2006
2:05cv00012	Refco Group Ltd LLC v. <RefcoGroup.biz>, et al	Plaintiff	Granted	0.92	2/1/2005
2:08cv00233	Windermere Real Estate Services Company v. Windermere Red Mountain, LLC, et al	Defendant	Denied	0.26	2/13/2008
2:09cv00637	Signatures Network, Inc. v. Does 1-100 et al	Plaintiff	Granted	0.49	4/14/2009
2:09cv01548	Shoen v Symons, et al	Plaintiff	Denied	1.28	9/16/2011
2:10cv02250	Best Western International Incorporated v. D3M Incorporated et al	Plaintiff	Denied	4.38	3/4/2011
2:10cv02423	TMC Franchise Corporation v. Millennium Vision LLC et al	Plaintiff	Granted	0.66	1/6/2011
2:11cv01081	AFL Telecommunications LLC v. Fiberoptic Hardware LLC et al	Plaintiff	Granted in part, Denied in Part	3.68	9/20/2011
3:10cv08163	Wolf v. Martin et al	Plaintiff	Denied	1.38	10/12/2010

Carroll, Earl

Total Decisions: 11

Total Granted: 7

Total Denied: 4

Total Granted in Part, Denied in Part: 0

Overall Win Rate: 63.6%

Average Time to Decision: 3.7 months from motion filing

Case Number	Case Name	Movant	Decision	Pendency (months)	Decision Date
2:00cv01336	Whitewater Pools v. Gmeiner, et al	Plaintiff	Granted	2.76	10/5/2000
2:01cv02097	Best Western Intl v. Shivraj Inc, et al	Plaintiff	Granted	6.88	5/23/2002
2:03cv01390	Best Western Intl v. Beauty Seven, et al	Plaintiff	Granted	1.68	9/25/2003
2:04cv01267	Best Western Intl v. Kashi Corp, et al	Plaintiff	Granted	8.26	2/24/2005
2:93cv00440	Pebble Beach Company v. Evergreen Golf	Plaintiff	Granted	0.63	3/23/1993
2:93cv01467	Nextbase Limited v. Automap Inc, et al	Plaintiff	Denied	0.00	9/2/1993
2:94cv01075	Udrac Inc v. Welch	Plaintiff	Granted	3.91	9/23/1994
2:95cv01380	Service Center Inc, et al v. All-Serve Inc, et al	Plaintiff	Denied without Prejudice	0.39	10/16/1995
2:95cv01380	Service Center Inc, et al v. All-Serve Inc, et al	Plaintiff	Denied	9.41	9/17/1996
2:96cv01044	Troy Biosciences Inc v. Dowelanco, et al	Plaintiff	Granted	6.02	11/6/1996
3:91cv01193	Kampgrounds of Ameri v. Bologa	Plaintiff	Denied without Prejudice	0.66	8/12/1991

Collins, Raner

Total Decisions: 4

Total Granted: 2

Total Denied: 1

Total Granted in Part, Denied in Part: 1

Overall Win Rate: 62.5%

Average Time to Decision: 1.5 months from motion filing

Case Number	Case Name	Movant	Decision	Pendency (months)	Decision Date
4:06cv00173	Freecycle Network, Inc. v. Oey et al	Plaintiff	Granted	0.76	5/12/2006
4:06cv00504	Cummings Plumbing vs Arico Heating and Cooling et al	Plaintiff	Granted	0.59	10/17/2006
4:11cv00714	Volvo Trademark Holding AB et al v. AGA & Sons Incorporated et al	Plaintiff	Granted in part, Denied in Part	3.52	3/1/2012
4:11cv00714	Volvo Trademark Holding AB et al v. AGA & Sons Incorporated et al	Plaintiff	Denied	1.28	4/13/2012

Holland, Hezekiah

Total Decisions: 3

Total Granted: 0

Total Denied: 3

Total Granted in Part, Denied in Part: 0

Overall Win Rate: 0.0%

Average Time to Decision: 4.1 months from motion filing

Case Number	Case Name	Movant	Decision	Pendency (months)	Decision Date
2:02cv01876	Marlyn Nutraceutical v. World Nutrition, Inc., et al	Plaintiff	Denied	5.92	8/13/2003
2:09cv00336	Best Western International, Inc. v. Mantiff Cheyenne Hospitality, LLC et al	Plaintiff	Denied	4.38	7/2/2009
2:12cv01204	BU Holdings LLC v. Hayn et al	Plaintiff	Denied	2.01	8/6/2012

Martone, Frederick

Total Decisions: 5

Total Granted: 1

Total Denied: 4

Total Granted in Part, Denied in Part: 0

Overall Win Rate: 20.0%

Average Time to Decision: 2.8 months from motion filing

Case Number	Case Name	Movant	Decision	Pendency (months)	Decision Date
2:03cv02029	Medicis Pharmaceut, et al v. AJR Productions Inc	Plaintiff	Denied	1.45	12/18/2003
2:04cv02195	Best Western Intl v. Shanti Corporation, et al	Plaintiff	Granted	1.15	11/19/2004
2:05cv01439	Best Western Intl v. Preas	Plaintiff	Denied without Prejudice	6.88	12/13/2005
2:11cv01086	AFL Telecommunications LLC v. SurplusEQ.com Incorporated et al	Plaintiff	Denied	3.45	9/14/2011
2:11cv01517	BBK Tobacco & Foods LLP v. Rocky Patel Premium Cigars Incorporated	Plaintiff	Denied	1.12	7/26/2012

McNamee, Stephen

Total Decisions: 21

Total Granted: 11

Total Denied: 9

Total Granted in Part, Denied in Part: 1

Overall Win Rate: 54.8%

Average Time to Decision: 3.3 months from motion filing

Case Number	Case Name	Movant	Decision	Pendency (months)	Decision Date
2:00cv00819	Best Western Intl v. Blackwell Coliseum, et al	Plaintiff	Granted	2.96	8/1/2000
2:00cv00825	Best Western Intl v. Kinseth Hotel Corp, et al	Plaintiff	Denied	4.90	9/29/2000
2:00cv00825	Best Western Intl v. Kinseth Hotel Corp, et al	Defendant	Granted	2.57	9/29/2000
2:02cv00219	Bar-S-Foods Co v. Sain, et al	Plaintiff	Denied without Prejudice	2.53	5/8/2002
2:04cv00973	9969 Industries Inc v. Sikktoys LLC, et al	Plaintiff	Granted	3.52	9/2/2004
2:04cv00973	9969 Industries Inc v. Sikktoys LLC, et al	Plaintiff	Granted	3.29	9/2/2004
2:94cv02210	Mick Doyle Marketing v. Micrel Ltd Inc, et al	Plaintiff	Denied	4.70	3/24/1995
2:95cv00307	First Investors Corp, et al v. Blair, et al	Plaintiff	Granted	0.07	2/17/1995
2:95cv02894	Facility Merchandise, et al v. , et al	Plaintiff	Granted	0.43	1/9/1996
2:97cv02617	Boulders Jt Venture, et al v. Berry and Boyle Inc, et al	Plaintiff	Granted	3.13	8/24/1999
2:98cv01627	Eurail Community v. Student Flights Inc	Plaintiff	Granted	1.58	2/4/1999
2:98cv02075	Prove It! Sportsgear v. TWIZY World Is Yours, et al	Plaintiff	Denied without Prejudice	10.00	9/16/1999
2:98cv02250	Fluoro-Dye Prod Inc v. Corrosion Consultant	Plaintiff	Denied	1.97	11/16/1999
2:99cv00255	Best Western Intl v. Philtown Inn Inc, et al	Plaintiff	Denied	5.33	7/20/1999
2:99cv00255	Best Western Intl v. Philtown Inn Inc, et al	Defendant	Granted	1.41	7/20/1999
2:99cv00411	Best Western Intl v. Chaniara, et al	Plaintiff	Denied without Prejudice	4.38	7/15/1999
2:99cv00416	Best Western Intl v. Vaghmar	Plaintiff	Granted	2.43	5/17/1999
2:99cv00645	SP Franchising Inc v. Shipley, et al	Plaintiff	Granted	1.91	6/2/1999
3:97cv01428	Days Inn of America, et al v. Motel V-7 Inc, et al	Plaintiff	Denied without Prejudice	5.82	2/4/1998
2:94cv02190	Hollywood Entertain v. Hollywood Enter OR	Defendant	Granted in part, Denied in Part	1.61	12/30/1994

3:10cv08200 Southwest Windpower Plaintiff Denied 4.80 3/7/2011
Incorporated v. Imperial without
Electric Incorporated Prejudice

Murguia, Mary

Total Decisions: 4
Total Granted: 3
Total Denied: 1
Total Granted in Part, Denied in Part: 0
Overall Win Rate: 75.0%
Average Time to Decision: 5.5 months from motion filing

Case Number	Case Name	Movant	Decision	Pendency (months)	Decision Date
2:02cv00381	Best Western Intl v. Halstengard, et al	Plaintiff	Granted	12.27	3/12/2003
2:02cv01654	Dialtone Internet v. Kaya	Plaintiff	Granted	1.41	10/8/2002
2:04cv00098	Best Western Intl v. Desai, et al	Plaintiff	Granted	3.03	4/16/2004
2:05cv02656	Skydive Arizona, Inc. vs. Quattrochi, et al.	Plaintiff	Denied	5.16	2/2/2009

Rosenblatt, Paul

Total Decisions: 14

Total Granted: 6

Total Denied: 8

Total Granted in Part, Denied in Part: 0

Overall Win Rate: 42.9%

Average Time to Decision: 3.7 months from motion filing

Case Number	Case Name	Movant	Decision	Pendency (months)	Decision Date
2:00cv00137	Chevron USA Inc v. Sunshine Western Inc, et al	Plaintiff	Granted	2.17	3/31/2000
2:00cv00824	Best Western Intl v. Shakti Hospitality, et al	Plaintiff	Denied	9.18	2/6/2001
2:01cv01486	Best Western Intl v. ST Country Inn, et al	Plaintiff	Denied without Prejudice	4.90	1/11/2002
2:04cv00469	Best Western Intl v. Hosmer Hospitality, et al	Plaintiff	Granted	5.82	9/2/2004
2:92cv00853	Brandt, et al v. Rosen, et al	Plaintiff	Granted	4.74	9/28/1992
2:92cv00853	Brandt, et al v. Rosen, et al	Plaintiff	Granted	2.24	9/28/1992
2:94cv01723	UDRAC Inc v. Arnold, et al	Plaintiff	Granted	0.63	9/6/1994
2:94cv02124	Aerobic Life Ind v. Smith, et al	Plaintiff	Denied	6.22	4/27/1995
2:97cv02625	Hy-Lite Products Inc, et al v. Florida Block Window, et al	Plaintiff	Granted	8.65	9/11/1998
2:98cv01415	Rainbow Play Systems v. Play & Leisure System, et al	Plaintiff	Denied without Prejudice	5.76	1/25/1999
2:99cv00408	Best Western Intl v. Patel, et al	Plaintiff	Denied	0.13	3/8/1999
2:99cv00413	Best Western Intl v. Khalsa Investment, et al	Plaintiff	Denied	0.13	3/8/1999
3:01cv00568	H&R Block Tax Serv v. Harrington, et al	Plaintiff	Denied	0.03	3/29/2001
2:07cv01807	BP West Coast Products LLC, et al v. Takhar Brothers Inc., et al	Plaintiff	Denied	1.58	11/8/2007

Silver, Roslyn

Total Decisions: 11

Total Granted: 5

Total Denied: 6

Total Granted in Part, Denied in Part: 0

Overall Win Rate: 45.5%

Average Time to Decision: 3.9 months from motion filing

Case Number	Case Name	Movant	Decision	Pendency (months)	Decision Date
2:99cv02121	Marlyn Nutraceutical v. Natures Greatest LLC, et al	Plaintiff	Granted	3.85	4/25/2000
2:03cv00173	RA Scottsdale Corp v. SA Development Group	Plaintiff	Granted	2.83	6/6/2003
2:95cv01211	TMCARE v. FHP, Inc.	Plaintiff	Denied	3.03	7/26/1995
2:97cv01796	Callaway Golf Co v. Piasp Inc, et al	Plaintiff	Granted	1.12	10/8/1997
2:06cv01959	Calnese v. Nike Inc	Plaintiff	Denied	6.81	3/6/2007
2:07cv01409	Quaker Oats Company v. Nadajafinia, et al	Plaintiff	Granted	0.07	7/25/2007
2:07cv01569	Best Western International, Inc. v. Chang & Sons, L.L.C. et al	Plaintiff	Denied without Prejudice	6.88	3/10/2008
2:03cv02021	Desert Subway Inc, et al v. Tempe, City of	Plaintiff	Granted	0.79	11/13/2003
2:09cv00562	Realty Executives International, Inc. v. RE/EX California, Inc. et al	Plaintiff	Denied	8.85	12/17/2009
2:09cv02551	Best Western International, Inc. v. Patidar, et al	Plaintiff	Denied	1.45	1/20/2010
2:09cv00562	Realty Executives International, Inc. v. RE/EX California, Inc. et al	Defendant	Denied	7.11	12/17/2009

Snow, G

Total Decisions: 2

Total Granted: 2

Total Denied: 0

Total Granted in Part, Denied in Part: 0

Overall Win Rate: 100.0%

Average Time to Decision: 2.7 months from motion filing

Case Number	Case Name	Movant	Decision	Pendency (months)	Decision Date
2:09cv01080	Productive People, LLC v. Ives Design, et al	Plaintiff	Granted	0.76	6/18/2009
2:09cv02565	Native New Yorker Franchising, Inc. v. Shabaz, Inc., et al	Plaintiff	Granted	4.64	4/29/2010

Strand, Roger

Total Decisions: 15

Total Granted: 11

Total Denied: 4

Total Granted in Part, Denied in Part: 0

Overall Win Rate: 73.3%

Average Time to Decision: 4.1 months from motion filing

Case Number	Case Name	Movant	Decision	Pendency (months)	Decision Date
2:02cv01332	Barefoot v. Holt MD Consulting, et al	Plaintiff	Denied	0.20	3/13/2003
2:91cv00426	Best Western Inter v. Viveros	Plaintiff	Granted	0.53	4/4/1991
2:91cv01617	Best Western Int'l v. Red Leaf Inc, et al	Plaintiff	Granted	0.26	10/18/1991
2:91cv01761	Choice Hotels Intl v. Summit Hotel Corp, et al	Plaintiff	Granted	0.56	11/22/1991
2:94cv00588	Udrac Inc v. Winthrop-Knight Inc, et al	Plaintiff	Granted	3.09	6/20/1994
2:94cv00732	Global Gumball Inc v. Mr Gumball Inc, et al	Plaintiff	Granted	0.86	5/3/1994
2:95cv01104	Best Western Int'l v. Mony Investments Inc, et al	Plaintiff	Granted	4.18	10/10/1995
2:95cv01233	1Mark Inc, et al v. Guardian Personal, et al	Plaintiff	Denied	11.02	9/24/1996
2:95cv01233	1Mark Inc, et al v. Guardian Personal, et al	Plaintiff	Denied	10.36	9/24/1996
2:95cv01233	1Mark Inc, et al v. Guardian Personal, et al	Plaintiff	Granted	10.36	9/24/1996
2:95cv01233	1Mark Inc, et al v. Guardian Personal, et al	Defendant	Denied	6.71	9/24/1996
2:95cv01233	1Mark Inc, et al v. Guardian Personal, et al	Defendant	Granted	6.71	9/24/1996
2:96cv02814	Blockbuster Videos, et al v. Tempe, City of	Plaintiff	Granted	2.11	2/25/1997
2:97cv01530	Arby's Inc, et al v. Emptage, et al	Plaintiff	Granted	2.96	10/20/1997
2:97cv01530	Arby's Inc, et al v. Emptage, et al	Plaintiff	Granted	1.15	8/26/1997

Teilborg, James

Total Decisions: 12

Total Granted: 9

Total Denied: 2

Total Granted in Part, Denied in Part: 1

Overall Win Rate: 79.2%

Average Time to Decision: 3.8 months from motion filing

Case Number	Case Name	Movant	Decision	Pendency (months)	Decision Date
2:01cv01711	Brake Masters System v. Brake Fast Deals Inc, et al	Plaintiff	Granted in part, Denied in Part	1.91	11/29/2001
2:01cv02218	Best Western Intl v. Seven Oaks Corp, et al	Plaintiff	Granted	2.73	2/5/2002
2:02cv00953	Cats With An Attitud v. Bil-Jac Foods Inc, et al	Plaintiff	Granted	2.27	8/12/2002
2:02cv01228	Russell v. SBI Enterprises BC	Plaintiff	Denied	7.66	2/19/2003
2:02cv01815	Connor Sport Court International Inc v. Rhino Sports Inc, et al	Defendant	Granted	5.07	5/6/2003
2:04cv00146	Best Western Intl v. T&Q Inc, et al	Plaintiff	Denied without Prejudice	4.28	6/1/2004
2:04cv00848	Best Western Intl v. Chhatrala Phoenix, et al	Plaintiff	Granted	6.12	10/29/2004
2:04cv01437	Best Western Intl v. Melbourne Hotel Inve, et al	Plaintiff	Granted	3.68	11/3/2004
2:06cv00346	Marlyn Nutraceuticals, Inc v. Arthur Andrew Medical, Inc. et al	Plaintiff	Granted	3.95	6/1/2006
2:06cv00988	Arizona Opera Company v. AZ Opera Company et al	Plaintiff	Granted	3.26	7/14/2006
2:07cv02533	Best Western International, Inc. v. Best Ventures Corp. et al	Plaintiff	Granted	3.85	4/9/2008
3:08cv08076	Eagle View Group, Inc. v. I.O. Unlimited, Inc. et al	Plaintiff	Granted	0.43	7/23/2008

Wake, Neil

Total Decisions: 9

Total Granted: 2

Total Denied: 7

Total Granted in Part, Denied in Part: 0

Overall Win Rate: 22.2%

Average Time to Decision: 2.0 months from motion filing

Case Number	Case Name	Movant	Decision	Pendency (months)	Decision Date
2:03cv01807	Best Western Intl v. Royal Vale Hospital, et al	Defendant	Granted	0.07	10/16/2003
2:05cv01061	Best Western Intl v. Carlisle Properties, et al	Plaintiff	Denied	1.61	5/27/2005
2:05cv02719	Best Western International, Inc v. Larkin Family Partnership et al	Plaintiff	Denied	1.88	11/3/2005
2:05cv03599	Best Western International, Inc. v. DKS, L.L.C. et al	Plaintiff	Denied	9.44	8/22/2006
2:07cv00722	Best Western International, Inc. v. Chao et al	Plaintiff	Denied	1.28	5/15/2007
2:07cv02539	Best Western International, Inc. v. Bharti et al	Plaintiff	Denied	2.47	2/27/2008
2:08cv00309	Best Western International, Inc. v. Madhuram, Inc. et al	Plaintiff	Denied	0.92	3/18/2008
2:08cv01893	Bravado International Group Merchandising Services, Inc. v. Does, et al	Plaintiff	Granted	0.46	10/30/2008
2:11cv01244	Deja Vu LLC v. Hyatt Regency Corporation et al	Plaintiff	Denied	0.20	6/30/2011

Zapata, Frank

Total Decisions: 2

Total Granted: 1

Total Denied: 1

Total Granted in Part, Denied in Part: 0

Overall Win Rate: 50.0%

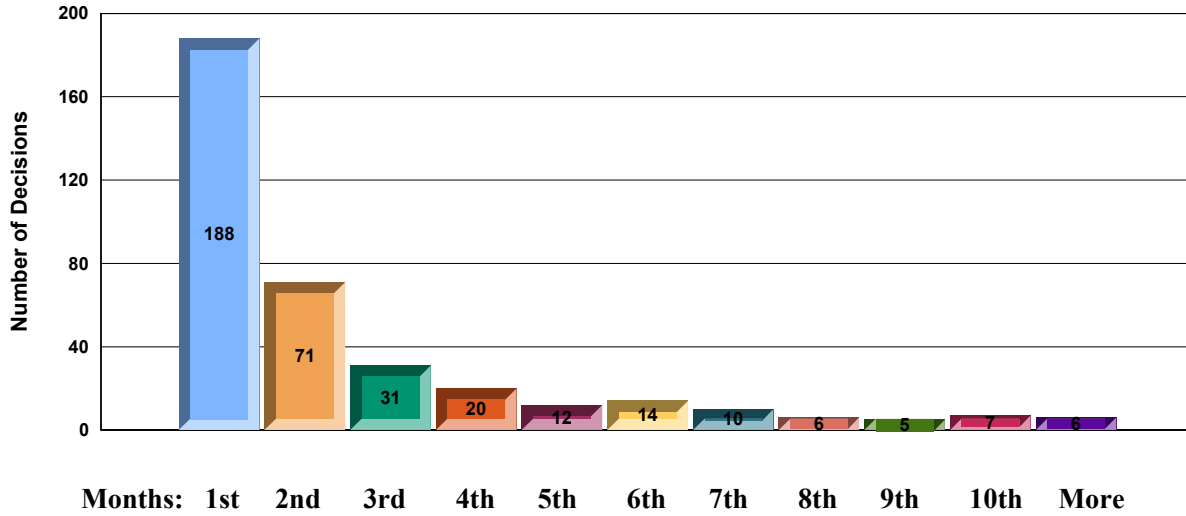
Average Time to Decision: 4.4 months from motion filing

Case Number	Case Name	Movant	Decision	Pendency (months)	Decision Date
4:03cv00400	Au-tomotive Gold Inc v. Mazda Motor Corp, et al	Defendant	Denied	8.06	12/14/2004
4:09cv00522	Baskin-Robbins Franchising LLC et al v. Paloma Investments, LLC et al	Plaintiff	Granted	0.72	10/16/2009

The average time from motion filing to decision was 2.1 months from motion filing. The distribution of times to decision for these motions is illustrated in the chart below.

Distribution of Decisions

For Florida Southern



Altonaga, Cecilia

Total Decisions: 26

Total Granted: 23

Total Denied: 3

Total Granted in Part, Denied in Part: 0

Overall Win Rate: 88.5%

Average Time to Decision: 1.1 months from motion filing

Case Number	Case Name	Movant	Decision	Pendency (months)	Decision Date
1:04cv20362	R & R Cosmetics LLC v. Latouche, et al	Plaintiff	Granted	0.33	2/27/2004
0:03cv62285	American Bidet v. Nielson, et al	Plaintiff	Granted	5.76	8/6/2004
1:03cv21913	Chanel, Inc., et al v. Croudo, et al	Plaintiff	Granted	0.43	1/5/2004
1:04cv20780	Klein-Becker, USA v. Hawkins	Plaintiff	Granted	0.43	4/14/2004
1:05cv21351	Cartier Internation, et al v. Polo Gear, Inc., et al	Plaintiff	Granted	0.26	5/25/2005
0:05cv61918	Chanel, Inc., et al v. Adamson, et al	Plaintiff	Granted	2.43	3/27/2006
0:05cv61956	Tracfone Wireless v. Pan Ocean Comm., et al	Plaintiff	Granted	2.01	3/15/2006
1:05cv23279	Tracfone Wireless v. Sol Wireless Group, et al	Plaintiff	Granted	1.51	2/28/2006
1:06cv20011	Nokia Corporation v. Sol Wireless Group, et al	Plaintiff	Granted	1.84	3/1/2006
1:06cv20145	Fifty-Six Hope Road, et al v. AAA Silk Screen Corp, et al	Plaintiff	Granted	0.36	1/31/2006
1:06cv21703	Array Connector Corp v. Avia-Dynamics, Inc., et al	Plaintiff	Granted	1.88	9/1/2006
0:05cv61956	Tracfone Wireless v. Pan Ocean Comm., et al	Plaintiff	Granted	2.01	3/15/2006
0:05cv61956	Tracfone Wireless v. Pan Ocean Comm., et al	Plaintiff	Granted	0.10	8/7/2006
1:06cv20011	Nokia Corporation v. Sol Wireless Group, et al	Plaintiff	Granted	1.84	3/1/2006
1:06cv20012	Nokia Corporation v. Pan Ocean Comm., et al	Plaintiff	Granted	2.30	3/15/2006
1:07cv23212	Abercrombie & Fitch Trading Co. v. Importrade USA, Inc. et al	Plaintiff	Granted	0.03	12/11/2007
0:08cv60509	L.D. Management Company et al v. Pride Management et al	Plaintiff	Denied	1.58	5/27/2008
1:09cv20408	Tardieu Group, Inc. v. MEC Apparel Group, Inc. et al	Plaintiff	Denied	1.51	5/5/2009
0:09cv60459	Living Color Enterprises Inc. v. CMN Plastics, Inc. et al	Plaintiff	Denied	0.66	4/15/2009
0:09cv60178	AT&T Intellectual Property II, L.P. v. Horowitz et al	Plaintiff	Granted	0.53	2/19/2009
0:11cv60171	Tiffany (NJ), LLC. v. Zheng et al	Plaintiff	Granted	0.59	2/15/2011
0:11cv60171	Tiffany (NJ), LLC. v. Zheng et al	Plaintiff	Granted	0.33	3/7/2011

1:11cv23268	Louis Vuitton Malletier, S.A. v. The Partnership or Unincorporated Association et al	Plaintiff	Granted	0.03	9/21/2011
1:11cv23368	Gucci America, Inc., a New York corporation v. Huang et al	Plaintiff	Granted	0.59	10/17/2011
1:12cv21919	Chanel, Inc. v. J.M.C. Wholesale, Inc. et al	Plaintiff	Granted	0.00	5/30/2012
1:12cv22075	Chanel, Inc. v. 2012chanelbagsoutletstore.com et al	Plaintiff	Granted	0.49	6/22/2012

Bandstra, Ted

Total Decisions: 1
Total Granted: 0
Total Denied: 1
Total Granted in Part, Denied in Part: 0
Overall Win Rate: 0.0%
Average Time to Decision: 3.6 months from motion filing

Case Number	Case Name	Movant	Decision	Pendency (months)	Decision Date
1:90cv02058	Burger King Corporat, et al v. Ross, et al	Plaintiff	Denied	3.62	12/19/1990

Cohn, James

Total Decisions: 13

Total Granted: 8

Total Denied: 5

Total Granted in Part, Denied in Part: 0

Overall Win Rate: 61.5%

Average Time to Decision: 1.4 months from motion filing

Case Number	Case Name	Movant	Decision	Pendency (months)	Decision Date
0:02cv61775	ERA Franchise v. All Broward Reality, et al	Plaintiff	Denied	9.18	9/24/2003
0:02cv61775	ERA Franchise v. All Broward Reality, et al	Plaintiff	Granted	1.32	12/1/2003
0:04cv61620	Cristall,U.S.A.,Inc. v. Stockholm Imports, et al	Plaintiff	Denied	2.24	3/23/2005
1:03cv22753	Altadis U.S.A., Inc., et al v. South Beach Cigar, et al	Plaintiff	Denied	0.07	10/16/2003
1:03cv22753	Altadis U.S.A., Inc., et al v. South Beach Cigar, et al	Plaintiff	Granted	0.13	11/17/2003
9:04cv80790	Bugatti Internationa v. Trade Specialties, et al	Plaintiff	Granted	1.09	7/17/2006
0:10cv60416	Loans of America FL, LLC v. Rapid Auto Loans, LLC, et al	Plaintiff	Denied	0.43	7/12/2010
0:10cv60585	Chanel, Inc. v. Zhixian et al	Plaintiff	Granted	0.36	5/17/2010
0:10cv61029	Omniresponse, Inc. v. Global Concepts Limited, Inc. et al	Plaintiff	Granted	1.02	7/19/2010
9:10cv80232	Royal Palm Properties, LLC v. Premier Estate Properties, Inc. et al	Plaintiff	Denied	0.79	4/15/2010
0:09cv60938	First Fashion USA, Inc. v. Best Hair Replacement Manufacturers, Inc.	Plaintiff	Granted	1.09	7/28/2009
0:11cv60805	Louis Vuitton Malletier, S.A. v. Wang et al	Plaintiff	Granted	0.46	5/5/2011
0:12cv62096	Louis Vuitton Malletier, S.A. v. bags-watch-replicas.org et al	Plaintiff	Granted	0.30	11/2/2012

Cooke, Marcia

Total Decisions: 9

Total Granted: 6

Total Denied: 3

Total Granted in Part, Denied in Part: 0

Overall Win Rate: 66.7%

Average Time to Decision: 4.8 months from motion filing

Case Number	Case Name	Movant	Decision	Pendency (months)	Decision Date
1:03cv21798	Gucci America, Inc. v. RIN, LLC, et al	Plaintiff	Granted	12.57	8/27/2004
1:06cv20441	Global HTM Group v. Angel Music Group, et al	Plaintiff	Denied	0.20	2/28/2006
1:05cv22049	Bistro Foods, Inc. v. Le Bon Bistro of, et al	Plaintiff	Granted	2.04	7/27/2006
0:08cv60125	Crystal Entertainment & Filmworks, Inc. et al v. Jurado et al	Plaintiff	Denied	10.79	4/16/2009
1:08cv22365	Chanel, Inc. v. David Trading Co., Inc. et al	Plaintiff	Granted	0.03	10/24/2008
0:09cv61490	Pandora Jewelers 1995, Inc. v. Pandora Jewelry, LLC	Plaintiff	Denied	4.64	3/18/2010
0:10cv61942	Tiffany (NJ), LLC. v. Lin et al	Plaintiff	Granted	5.00	3/15/2011
0:10cv62202	Louis Vuitton Malletier, S.A. v. Zhou et al	Plaintiff	Granted	3.91	3/15/2011
1:11cv24094	Adidas AG et al v. Wu et al	Plaintiff	Granted	4.24	3/23/2012

Dimitrouleas, William

Total Decisions: 18

Total Granted: 14

Total Denied: 3

Total Granted in Part, Denied in Part: 1

Overall Win Rate: 80.6%

Average Time to Decision: 0.7 months from motion filing

Case Number	Case Name	Movant	Decision	Pendency (months)	Decision Date
0:02cv60188	Capital One v. International Distri, et al	Plaintiff	Granted	1.35	3/18/2002
0:01cv07495	Marcel Fashion Group v. Lucky Brand, et al	Plaintiff	Denied	0.82	2/12/2002
0:02cv60836	Fifty-Six, et al v. Fort Lauderdale Swap, et al	Plaintiff	Granted	0.53	7/3/2002
0:04cv61052	AT&T Corp. v. Cyber Telecom Inc., et al	Plaintiff	Granted	0.49	8/24/2004
0:98cv06629	C-6 Products, Inc., et al v. East Coast Plastics, et al	Plaintiff	Denied	0.59	8/10/1998
0:98cv06629	C-6 Products, Inc., et al v. East Coast Plastics, et al	Defendant	Denied	0.23	10/26/1998
0:98cv07052	Fitness Institute v. Weight Management, et al	Plaintiff	Granted	3.59	1/15/1999
9:08cv80316	Rustica Franchise Company, Inc. v. Rusticana Pizza & Restaurant et al	Plaintiff	Granted	0.89	4/21/2008
0:08cv61876	South Florida Tire Buyers, Inc. et al v. Taizhou Julun Tire Co., LTD	Plaintiff	Granted	0.13	11/25/2008
0:10cv60774	Chrysler Group LLC v. USA Wholesale Scooters, Inc. et al	Plaintiff	Granted in part, Denied in Part	0.72	6/3/2010
0:10cv60774	Chrysler Group LLC v. USA Wholesale Scooters, Inc. et al	Plaintiff	Granted	0.20	6/3/2010
0:10cv61512	Gucci America, Inc. et al v. Yan et al	Plaintiff	Granted	0.36	8/30/2010
0:11cv60417	Chanel, Inc. v. Li et al	Plaintiff	Granted	0.89	3/28/2011
0:11cv60417	Chanel, Inc. v. Li et al	Plaintiff	Granted	0.07	3/4/2011
0:11cv60611	Louis Vuitton Malletier, S.A. v. Li et al	Plaintiff	Granted	0.59	4/11/2011
0:11cv60611	Louis Vuitton Malletier, S.A. v. Li et al	Plaintiff	Granted	0.56	4/11/2011
0:12cv61853	Tartell v. South Florida Sinus and Allergy Center, Inc. et al	Plaintiff	Granted	0.23	11/28/2012
0:12cv61853	Tartell v. South Florida Sinus and Allergy Center, Inc. et al	Plaintiff	Granted	0.03	11/28/2012

Gold, Alan

Total Decisions: 5

Total Granted: 2

Total Denied: 3

Total Granted in Part, Denied in Part: 0

Overall Win Rate: 40.0%

Average Time to Decision: 2.6 months from motion filing

Case Number	Case Name	Movant	Decision	Pendency (months)	Decision Date
1:03cv20188	Spiritsingles.com In, et al v. Crosby	Plaintiff	Denied	1.18	3/5/2003
1:04cv21102	Cartier, et al v. Gray and Sons South, et al	Plaintiff	Granted	1.48	6/24/2004
1:04cv21898	Teslar Inside Corp. v. Croton Watch Co.,Inc, et al	Plaintiff	Denied without Prejudice	0.36	8/27/2004
1:97cv02751	Popular Bank, et al v. Banco De Puerto Rico	Plaintiff	Granted	9.31	6/5/1998
1:08cv22853	MSHK Limited v. Tuto Pazzo, Inc. et al	Plaintiff	Denied	0.46	10/29/2008

Gonzalez, Jose

Total Decisions: 14

Total Granted: 9

Total Denied: 5

Total Granted in Part, Denied in Part: 0

Overall Win Rate: 64.3%

Average Time to Decision: 2.1 months from motion filing

Case Number	Case Name	Movant	Decision	Pendency (months)	Decision Date
0:00cv06978	Succession Picasso v. Island Girl Imports, et al	Plaintiff	Granted	0.00	11/8/2000
0:90cv06805	Allegra, Inc., et al v. Avrahimi, et al	Plaintiff	Granted	0.00	10/2/1990
0:91cv06261	Chanel, Inc., et al v. Halperin, et al	Plaintiff	Denied	0.03	4/19/1991
0:92cv06310	Forte Hotels, Inc v. Costal Investment, et al	Plaintiff	Granted	1.32	5/13/1992
0:92cv06632	Galacticomm, Inc v. Sperry Castle Assoc, et al	Plaintiff	Granted	1.28	9/29/1992
0:94cv06839	Hilfiger U.S.A., et al v. Interport Associates, et al	Plaintiff	Denied	6.94	3/30/1995
0:94cv06928	Roasters Corp., et al v. Francis	Plaintiff	Granted	1.78	11/16/1994
0:94cv07006	Bertram, Inc., et al v. Caribbean Yachts, et al	Plaintiff	Granted	0.26	10/27/1994
0:95cv07030	Acushnet Company v. Birdie Golf Ball Co., et al	Plaintiff	Granted	0.00	11/7/1995
0:95cv07030	Acushnet Company v. Birdie Golf Ball Co., et al	Plaintiff	Granted	1.18	12/14/1995
0:95cv07036	Warner-Lambert, et al v. Palm Beach Sales	Plaintiff	Denied	0.46	11/22/1995
0:96cv06025	Golden Brew, Inc. v. T-Fal Corporation	Plaintiff	Denied	7.11	2/4/1997
0:96cv06025	Golden Brew, Inc. v. T-Fal Corporation	Plaintiff	Denied	6.88	2/4/1997
1:96cv00223	Picasso v. Cafe Pablo Picasso, et al	Plaintiff	Granted	2.11	4/3/1996

Graham, Donald

Total Decisions: 21

Total Granted: 14

Total Denied: 6

Total Granted in Part, Denied in Part: 1

Overall Win Rate: 69.0%

Average Time to Decision: 3.3 months from motion filing

Case Number	Case Name	Movant	Decision	Pendency (months)	Decision Date
0:91cv06668	Bill Haley's Comets v. Graziano	Plaintiff	Granted	14.28	11/2/1992
0:93cv06252	Danto v. DCOTA Custom	Plaintiff	Granted	5.79	9/22/1993
0:96cv06707	National Associaton v. Pit Stops of America, et al	Plaintiff	Denied	3.09	9/30/1996
0:98cv06460	Bioflex Medical, et al v. NDL Products, Inc., et al	Plaintiff	Granted	7.89	3/17/1999
1:00cv04205	Bellsouth v. Supra, et al	Plaintiff	Granted	3.13	2/9/2001
1:00cv04205	Bellsouth v. Supra, et al	Plaintiff	Granted	0.72	3/20/2001
1:02cv20543	KCS-Miami, Inc. v. Gepetto, Inc., et al	Unknown	Denied	5.95	9/24/2002
1:02cv22490	3M Company, Inc., et al v. LM Import-Export, In	Plaintiff	Granted	0.82	9/16/2002
1:02cv22490	3M Company, Inc., et al v. LM Import-Export, In	Plaintiff	Granted	0.10	9/16/2002
1:96cv03357	KR U.S.A., Inc., et al v. Mercury Mail, Inc.	Plaintiff	Denied without Prejudice	0.33	12/2/1996
1:97cv01039	Givenchy, S.A. v. Martinez-Christensen	Plaintiff	Granted	5.16	9/19/1997
0:98cv06460	Bioflex Medical, et al v. NDL Products, Inc., et al	Plaintiff	Granted	3.45	3/17/1999
1:00cv00975	21st Century Toys v. Stevia International, et al	Plaintiff	Granted	0.13	3/17/2000
1:02cv20543	KCS-Miami, Inc. v. Gepetto, Inc., et al	Plaintiff	Granted	7.11	9/24/2002
2:05cv14126	SFR Holding Company v. Environmental Turf	Plaintiff	Denied	2.73	7/28/2005
1:07cv22486	Perez v. JRP Group, Inc. et al	Plaintiff	Denied	2.40	5/22/2008
1:08cv22760	Warren Oil Company, Inc. et al v. Rudson Manufacturing Group, Corp	Plaintiff	Granted	0.46	10/16/2008
9:97cv08513	Cascades of Levitt v. Cascades Sabatello, et al	Plaintiff	Granted	1.22	8/7/1997
1:11cv23051	Chanel, Inc. et al v. Dai et al	Plaintiff	Granted	0.49	9/15/2011
1:11cv23567	Castell Enterprises, Inc. v. RB Restaurant Group, Inc. et al	Plaintiff	Denied	1.48	11/17/2011
1:12cv23092	VMR Products, LLC v. Electronic Cigarettes Outlet, LLC et al	Plaintiff	Granted in part, Denied in Part	1.71	10/15/2012

Highsmith, Shelby

Total Decisions: 18

Total Granted: 10

Total Denied: 8

Total Granted in Part, Denied in Part: 0

Overall Win Rate: 55.6%

Average Time to Decision: 3.1 months from motion filing

Case Number	Case Name	Movant	Decision	Pendency (months)	Decision Date
1:03cv21221	Metabolic Nutrition v. Duplipharm Research, et al	Plaintiff	Denied	7.76	3/30/2004
0:90cv06197	Bageland Enterprises, et al v. Rachael, Inc., et al	Defendant	Denied	0.82	3/27/1992
0:90cv06197	Bageland Enterprises, et al v. Rachael, Inc., et al	Defendant	Denied	1.74	7/14/1992
1:00cv03047	Kooson, Inc. v. Sunny Trading, Inc., et al	Plaintiff	Denied	0.56	9/7/2000
1:01cv00289	Vacation Tours, Inc. v. Metz Commerce, Inc.	Plaintiff	Granted	0.53	2/16/2001
1:01cv00727	Malletier v. Sprung, et al	Plaintiff	Granted	0.03	3/14/2001
1:04cv22943	3101 Corporation v. Hammertoe, Inc., et al	Plaintiff	Granted	0.79	12/16/2004
1:90cv00964	Productos Mistolin v. Mistolin Dominicana, et al	Plaintiff	Denied	35.20	3/25/1993
1:90cv00964	Productos Mistolin v. Mistolin Dominicana, et al	Defendant	Granted	0.10	4/17/1992
1:92cv01393	Parfums Guy Laroche, et al v. C&C Beauty Sales	Plaintiff	Granted	0.13	6/16/1992
1:93cv00540	CPC International v. Blandito Food, et al	Plaintiff	Denied	1.35	4/28/1993
1:94cv02632	Giant Prints, Inc. v. T-Shirt Express	Plaintiff	Granted	0.99	1/11/1995
1:95cv00335	Motorola, Inc. v. Voice & Data, et al	Plaintiff	Granted	0.03	2/22/1995
1:95cv00335	Motorola, Inc. v. Voice & Data, et al	Plaintiff	Granted	0.00	7/14/1995
1:95cv00335	Motorola, Inc. v. Voice & Data, et al	Plaintiff	Granted	3.45	12/8/1995
1:96cv01783	Tax Cap Committee v. Save Our Everglades, et al	Plaintiff	Denied	0.36	7/9/1996
1:95cv01408	Burger King v. Barnes	Plaintiff	Granted	0.20	7/6/1995
1:98cv01711	Techmedia Computer v. Tae II Media Co., et al	Plaintiff	Denied	1.02	8/20/1998

Hoeverler, William

Total Decisions: 3

Total Granted: 2

Total Denied: 1

Total Granted in Part, Denied in Part: 0

Overall Win Rate: 66.7%

Average Time to Decision: 0.4 months from motion filing

Case Number	Case Name	Movant	Decision	Pendency (months)	Decision Date
1:95cv01267	Expert Software, Inc. v. Digital Systems, et al	Plaintiff	Denied	0.82	7/11/1995
1:06cv20748	Chirino, et al v. Tropical Zone, et al	Plaintiff	Granted	0.03	4/6/2006
1:06cv21958	Lil' Joe Wein Music, et al v. Wongwon, et al	Plaintiff	Granted	0.39	8/16/2006

Huck, Paul

Total Decisions: 9

Total Granted: 6

Total Denied: 3

Total Granted in Part, Denied in Part: 0

Overall Win Rate: 66.7%

Average Time to Decision: 1.4 months from motion filing

Case Number	Case Name	Movant	Decision	Pendency (months)	Decision Date
1:03cv21870	Sabana Windows v. Roatan Mahogany, Inc., et al	Plaintiff	Denied	0.33	7/21/2003
1:03cv22135	Metabolic Nutrition v. Roberts	Plaintiff	Denied	2.63	10/27/2003
0:04cv61677	For Yachts v. 4Yacht, Inc.	Defendant	Denied without Prejudice	4.44	3/3/2006
0:10cv61640	Louis Vuitton Malletier, S.A. v. Lin et al	Plaintiff	Granted	0.10	9/10/2010
1:10cv21812	Coty Inc et al v. C Lenu, Inc et al	Plaintiff	Granted	1.05	8/2/2010
1:10cv23402	Dunkin' Donuts Franchised Restaurants LLC et al v. Coffee And..., Inc. et al	Plaintiff	Granted	2.83	12/16/2010
0:11cv60340	Abercrombie & Fitch Trading Co., v. Li et al	Plaintiff	Granted	0.56	3/14/2011
0:11cv61116	Tiffany (NJ), LLC. v. Tiffany-elsa-peretti.com et al	Plaintiff	Granted	0.10	5/16/2011
1:12cv22099	Zo Skin Health, Inc. v. Web International, Inc. et al	Plaintiff	Granted	0.69	6/27/2012

Hurley, Daniel

Total Decisions: 11

Total Granted: 2

Total Denied: 9

Total Granted in Part, Denied in Part: 0

Overall Win Rate: 18.2%

Average Time to Decision: 4.0 months from motion filing

Case Number	Case Name	Movant	Decision	Pendency (months)	Decision Date
0:01cv06016	Suncruz Casinos LLC, et al v. Anton, et al	Plaintiff	Denied	5.30	6/15/2001
0:01cv06016	Suncruz Casinos LLC, et al v. Anton, et al	Defendant	Denied	0.07	1/25/2001
1:95cv01795	Carillon Importers v. Frank Pesce, et al	Plaintiff	Granted	5.20	1/23/1996
9:05cv80678	Northern Trust Corp, et al v. Carl Domino, Incorp, et al	Plaintiff	Denied	7.14	4/11/2006
9:05cv81083	Nautilus Products v. Patel, et al	Plaintiff	Denied	0.13	12/6/2005
0:94cv07180	Two's Company v. Dynamic Design, et al	Plaintiff	Granted	0.76	12/29/1994
9:04cv80223	Mathieu, et al v. Couture Uniform, LLC, et al	Plaintiff	Denied	5.53	8/26/2004
9:06cv80542	IBA Consultants v. Israel Berger &, et al	Plaintiff	Denied	6.97	4/20/2007
9:06cv80913	Implant Innovations v. Debbie, LLC, et al	Plaintiff	Denied	6.38	6/20/2007
9:10cv80561	The Learning Experience Systems, LLC et al v. Foxborough Child Care, LLC et al	Plaintiff	Denied	3.45	9/9/2010
9:10cv80561	The Learning Experience Systems, LLC et al v. Foxborough Child Care, LLC et al	Defendant	Denied	2.63	9/9/2010

Jordan, Adalberto

Total Decisions: 15

Total Granted: 8

Total Denied: 7

Total Granted in Part, Denied in Part: 0

Overall Win Rate: 53.3%

Average Time to Decision: 1.9 months from motion filing

Case Number	Case Name	Movant	Decision	Pendency (months)	Decision Date
1:02cv20883	Scotts Company, et al v. United Industries, et al	Plaintiff	Denied	4.47	8/29/2002
0:98cv07358	Connect Telecom v. Comtel Debit, et al	Plaintiff	Denied	1.51	2/2/1999
1:00cv00027	Acushnet Company v. Osborne, et al	Plaintiff	Granted	0.03	1/6/2000
1:00cv01339	Bellsouth v. Florida Billsouth, et al	Plaintiff	Granted	1.81	6/6/2000
1:01cv04474	Baskin-Robbins, et al v. Luz & Aris Associate	Plaintiff	Granted	2.76	1/23/2002
1:02cv20781	Continental Casualty v. Administrative Mgt., et al	Plaintiff	Granted	0.79	4/5/2002
1:02cv20781	Continental Casualty v. Administrative Mgt., et al	Plaintiff	Granted	0.39	3/25/2002
1:02cv23540	Fifty-Six Hope Road, et al v. AAA Silk Screen Corp, et al	Plaintiff	Granted	1.58	1/29/2003
1:04cv20636	Fifty-Six Hope Road, et al v. Flag King Intl Corp., et al	Plaintiff	Granted	0.26	3/26/2004
0:08cv60084	Schmidt v. Versacomp, Inc. et al	Plaintiff	Denied	8.29	9/30/2008
1:07cv22678	Yahoo! Inc. v. BelgiumDomains, LLC et al	Plaintiff	Denied	1.55	11/26/2007
1:08cv20663	Chanel, Inc. v. John Doe 1 et al	Plaintiff	Granted	0.16	3/18/2008
1:09cv22157	Square One Debt Settlement, LLC v. Square 1 Financial, Inc.	Defendant	Denied without Prejudice	0.66	5/3/2010
1:10cv21337	Any Test Franchising, Inc. v. Lab Test Depot, LLC	Plaintiff	Denied	1.35	6/7/2010
1:11cv22131	Bottega Veneta International, S.A.R.L. v. Zhou et al	Plaintiff	Denied	2.17	8/19/2011

King, James

Total Decisions: 21

Total Granted: 16

Total Denied: 5

Total Granted in Part, Denied in Part: 0

Overall Win Rate: 76.2%

Average Time to Decision: 1.2 months from motion filing

Case Number	Case Name	Movant	Decision	Pendency (months)	Decision Date
1:03cv20284	Tigi Linea, LP, et al v. International Commod, et al	Plaintiff	Granted	0.46	4/4/2003
1:96cv02090	Exotic Gardens, Inc. v. Lombardi Florists, et al	Plaintiff	Denied	1.88	9/27/1996
1:00cv00722	Burger King v. Colyer, et al	Plaintiff	Granted	1.88	5/26/2000
1:01cv00338	Bulova v. Bulova Do Brasil	Plaintiff	Granted	2.20	4/6/2001
1:01cv04300	Mastercard v. Ishak, et al	Plaintiff	Granted	0.10	10/22/2001
1:02cv21216	Piloto Cigars, Inc. v. General Cigars	Plaintiff	Granted	0.56	5/6/2002
1:04cv21190	Burger King Corporat v. Uno Concepts, Inc., et al	Plaintiff	Granted	1.38	7/19/2004
1:05cv20320	Rey Pizza Corp. v. Famous Ray's Pizza, et al	Plaintiff	Granted	0.59	3/8/2005
1:91cv00596	Howard Johnson v. Khan, et al	Plaintiff	Granted	1.15	9/23/1991
1:93cv00606	Converse, Inc. v. Shelow, et al	Plaintiff	Granted	0.07	3/31/1993
1:97cv02993	Michael Caruso v. Estefan Enterprises, et al	Plaintiff	Denied	4.41	2/12/1998
1:98cv01137	Plant, et al v. Various John Does, et al	Plaintiff	Denied	0.20	5/27/1998
1:07cv21150	Rally Manufacturing, Inc. v. Pylon Manufacturing Corporation	Plaintiff	Denied	0.30	8/3/2007
1:07cv21611	Beach Cigar Group, Inc. et al v. Fuente Cigar, LTD. et al	Defendant	Denied	1.41	8/28/2007
1:07cv21206	Gibraltar Private Bank & Trust v. Gibraltar Mortgage Capital Management, LLC et al	Plaintiff	Granted	2.11	7/19/2007
1:92cv02795	A Pea In The Pod v. Ferguson, et al	Plaintiff	Granted	0.92	1/8/1993
4:07cv10043	Dunkin' Donuts Franchised Restaurants LLC et al v. The Monroe Donut Company, LLC et al	Plaintiff	Granted	3.75	11/9/2007
1:10cv20992	Burger King Corporation v. Duke and King Acquisition Corp. et al	Plaintiff	Granted	0.53	6/24/2010
9:93cv08576	Abbott Laboratories v. Unlimited Beverages, et al	Plaintiff	Granted	0.26	11/5/1993
1:12cv24048	Gucci America, Inc. v. borseonlineshop.com et al	Plaintiff	Granted	1.35	12/19/2012
1:12cv24101	Strength Wraps, LLC v. Innovative Fitness, LLC	Plaintiff	Granted	0.03	12/14/2012

Lenard, Joan

Total Decisions: 17

Total Granted: 7

Total Denied: 9

Total Granted in Part, Denied in Part: 1

Overall Win Rate: 44.1%

Average Time to Decision: 2.2 months from motion filing

Case Number	Case Name	Movant	Decision	Pendency (months)	Decision Date
0:01cv06732	Seiko Kabushiki v. Swiss Watch Intl, et al	Plaintiff	Denied	9.14	2/4/2002
0:97cv06556	Zarc International v. Whitcomb, et al	Plaintiff	Denied	9.44	4/23/1998
1:00cv02111	Chanel, Inc. v. Seta Corporation of, et al	Plaintiff	Granted	2.27	8/21/2000
1:05cv21327	Tancogne, et al v. Tomjai Enterprises, et al	Defendant	Denied	0.13	7/12/2005
1:05cv21327	Tancogne, et al v. Tomjai Enterprises, et al	Defendant	Denied	0.13	7/12/2005
1:05cv23119	Sandisk Corporation v. Computer Parts, et al	Plaintiff	Granted in part, Denied in Part	1.38	1/19/2006
1:96cv00836	Marty v. Marty, et al	Third Party	Denied	0.79	4/22/1996
1:96cv00836	Marty v. Marty, et al	Defendant	Denied	2.47	7/15/1996
1:97cv00704	Global Orbit v. Apparel Group, Inc.	Plaintiff	Denied	0.13	3/24/1997
0:09cv61206	Gaffigan et al v. Does 1-10	Plaintiff	Granted	5.10	1/8/2010
1:09cv22770	Global Trading & Beverage, Inc. v. Vincent & Sons Enterprises, Inc.	Plaintiff	Denied without Prejudice	0.03	10/16/2009
1:11cv23998	Gucci America, Inc. v. Ke et al	Plaintiff	Granted	1.22	12/22/2011
1:11cv24091	Exclusive Motoring Worldwide, Inc v. Vega	Plaintiff	Denied without Prejudice	0.03	11/22/2011
1:12cv22077	Chanel, Inc. v. ccpurses.com et al	Plaintiff	Granted	1.15	7/20/2012
1:12cv23061	Gucci America, Inc. v. cheapguccihandbagsusaoutlet.com et al	Plaintiff	Granted	0.95	9/21/2012
1:12cv23197	Gucci America, Inc. v. 2012coachoutletonline.net et al	Plaintiff	Granted	1.91	11/1/2012
1:12cv23725	Abercrombie & Fitch Trading Co. v. a4bag.com et al	Plaintiff	Granted	1.12	11/19/2012

Marra, Kenneth

Total Decisions: 2

Total Granted: 0

Total Denied: 2

Total Granted in Part, Denied in Part: 0

Overall Win Rate: 0.0%

Average Time to Decision: 5.2 months from motion filing

Case Number	Case Name	Movant	Decision	Pendency (months)	Decision Date
0:03cv60168	Twistee Treat v. 3866955 Canada Inc., et al	Plaintiff	Denied	10.33	2/26/2004
9:06cv80764	Mold Detection, Inc. v. Pest Smart, et al	Plaintiff	Denied	0.00	9/8/2006

Martinez, Jose

Total Decisions: 13

Total Granted: 8

Total Denied: 5

Total Granted in Part, Denied in Part: 0

Overall Win Rate: 61.5%

Average Time to Decision: 2.2 months from motion filing

Case Number	Case Name	Movant	Decision	Pendency (months)	Decision Date
0:04cv60812	Carvel Corporation v. Al-Mounera, Inc., et al	Plaintiff	Granted	3.91	10/19/2004
0:04cv60812	Carvel Corporation v. Al-Mounera, Inc., et al	Plaintiff	Denied	1.91	10/13/2004
1:02cv22249	Mott's, Inc. v. Interfoods USA, Inc., et al	Plaintiff	Denied	6.41	2/25/2003
1:04cv20273	Club Mediterranee, et al v. Fox Searchlight	Plaintiff	Denied	0.00	2/13/2004
1:04cv21254	Gucci America v. Pacific Eyewear 2, et al	Plaintiff	Granted	0.46	6/10/2004
0:04cv60881	Controladora Amazing, et al v. Mills Corp.	Plaintiff	Denied without Prejudice	0.46	7/21/2004
1:09cv20768	Haitian Compas Festival et al v. Al Haitian Compas Festival Fort Lauderdale Inc. et al	Plaintiff	Denied	1.38	5/11/2009
0:10cv62489	Chanel, Inc. v. Zhu et al	Plaintiff	Granted	1.22	1/28/2011
0:11cv60913	Abercrombie & Fitch Trading Co. v. Zhiyong, et al	Plaintiff	Granted	0.69	5/20/2011
0:11cv60999	Louis Vuitton Malletier, S.A. v. Chunqiu et al	Plaintiff	Granted	0.16	5/16/2011
1:10cv22772	Intec, Inc. v. Monster, Inc.	Plaintiff	Granted	8.26	9/6/2011
1:11cv24068	Louis Vuitton Malletier, S.A. et al v. Yang Quan Lu	Plaintiff	Granted	2.37	1/27/2012
1:12cv22092	Chanel, Inc. v. 2012chanelbag.net et al	Plaintiff	Granted	1.12	7/13/2012

Middlebrooks, Donald

Total Decisions: 8

Total Granted: 7

Total Denied: 1

Total Granted in Part, Denied in Part: 0

Overall Win Rate: 87.5%

Average Time to Decision: 2.0 months from motion filing

Case Number	Case Name	Movant	Decision	Pendency (months)	Decision Date
0:97cv06508	Mattel, Inc. v. R.S. Trading Company, et al	Plaintiff	Granted	5.99	10/27/1997
0:01cv06695	Scan Design of Fla, et al v. Scan Design Furnitur, et al	Plaintiff	Granted	0.69	5/18/2001
1:00cv02635	Davidoff & Cie SA, et al v. PLD, et al	Plaintiff	Granted	0.56	8/10/2000
2:99cv14006	Sears, Roebuck & Co. v. Sear-Service, Inc, et al	Plaintiff	Granted	0.23	4/30/1999
9:07cv80613	Biosea II International, Inc. v. GK Acquisition, LLC et al	Plaintiff	Granted	3.82	2/13/2008
9:07cv80971	Allertek Systems, LLC v. Pillar Wellness & Rehab., Inc. et al	Plaintiff	Denied	2.70	1/15/2008
9:11cv80354	Apollo Global Management LLC v. Apollo Financial Management Group, LLC et al	Plaintiff	Granted	1.12	5/12/2011
0:11cv60811	Louis Vuitton Malletier, S.A. v. Feng et al	Plaintiff	Granted	0.89	5/16/2011

Moore, Kevin

Total Decisions: 23

Total Granted: 18

Total Denied: 5

Total Granted in Part, Denied in Part: 0

Overall Win Rate: 78.3%

Average Time to Decision: 2.6 months from motion filing

Case Number	Case Name	Movant	Decision	Pendency (months)	Decision Date
1:02cv22282	Singer Company Ltd., et al v. Reach, International, et al	Plaintiff	Granted	0.00	7/31/2002
0:92cv06705	Dryclean-U.S.A. v. Ameribrite Systems	Plaintiff	Granted	4.87	12/10/1992
0:92cv06705	Dryclean-U.S.A. v. Ameribrite Systems	Plaintiff	Granted	0.63	10/5/1992
1:01cv01890	Florists' Transworld v. A Florist In The USA	Plaintiff	Granted	0.00	6/14/2001
1:01cv04856	Comsof, N.V. v. Cigarette Racing Tea, et al	Plaintiff	Denied without Prejudice	1.78	1/23/2002
1:93cv01088	Warner-Lambert v. Americas Best Brands, et al	Plaintiff	Granted	0.33	6/18/1993
1:93cv02134	Aini v. Francois, et al	Plaintiff	Granted	0.86	11/24/1993
1:94cv01712	Cartier v. Barclay's Jewelry, et al	Plaintiff	Granted	0.66	9/7/1994
1:94cv01838	Laboratorios Roldan v. Tex International, et al	Plaintiff	Granted	8.65	9/19/1995
1:94cv01838	Laboratorios Roldan v. Tex International, et al	Plaintiff	Denied	8.72	1/18/1996
1:95cv02575	Paxson of Miami v. Hertel of Florida, et al	Plaintiff	Denied	3.03	3/14/1996
1:96cv02189	La Tradicion Cubana v. Nick's Cigar Company, et al	Plaintiff	Denied	0.95	9/5/1996
1:98cv01985	PRL USA Holdings, et al v. Four Seasons, et al	Plaintiff	Granted	0.03	8/21/1998
1:98cv02176	Brooklyn Bottling v. Jamaica Drink	Plaintiff	Denied	5.56	3/4/1999
1:98cv02176	Brooklyn Bottling v. Jamaica Drink	Defendant	Granted	4.14	3/4/1999
1:00cv00047	Villandry LLC, et al v. Media Group, et al	Plaintiff	Granted	1.81	3/2/2000
1:06cv22020	Perry Ellis, et al v. URI Corporation	Defendant	Granted	0.39	10/16/2006
1:06cv22020	Perry Ellis, et al v. URI Corporation	Plaintiff	Granted	9.90	7/23/2007
1:08cv22582	Athlete's Foot Brands, LLC, et al v. Turner Phase IV, LLC et al	Plaintiff	Granted	0.46	10/1/2008
1:11cv20269	Carnival Corporation v. Boodram et al	Plaintiff	Granted	0.53	2/10/2011
1:11cv23450	AAA Bail Yes Bonding Agencies, Inc. v. Advantage Bail Bonds, Inc. et al	Plaintiff	Granted	4.84	2/16/2012
1:11cv24049	Philip Morris USA Inc. v. Jiang et al	Plaintiff	Granted	1.09	12/12/2011

Moreno, Federico

Total Decisions: 18

Total Granted: 4

Total Denied: 13

Total Granted in Part, Denied in Part: 1

Overall Win Rate: 25.0%

Average Time to Decision: 1.5 months from motion filing

Case Number	Case Name	Movant	Decision	Pendency (months)	Decision Date
1:03cv21882	Howard Johnson, Inc. v. Pelican Hotel, LLC	Plaintiff	Granted	2.17	9/18/2003
1:91cv01031	Lee-Class Corp v. Taran, et al	Plaintiff	Denied	3.52	9/4/1991
1:96cv02336	Desnoes & Geddes v. Atlantic I.T., Inc., et al	Plaintiff	Denied	5.49	7/31/1997
1:98cv00613	Natural Research v. Amen, Inc., et al	Plaintiff	Denied	3.19	6/25/1998
1:98cv00613	Natural Research v. Amen, Inc., et al	Plaintiff	Granted	0.66	2/29/2000
1:98cv01114	South Beach Suncare v. Sea & Ski, et al	Plaintiff	Denied	0.03	5/20/1998
1:92cv00826	Gold Coast v. Corrigan, et al	Plaintiff	Granted in part, Denied in Part	1.45	7/10/1992
1:08cv21547	ConSeal International Incorporated v. Fuel Freedom International, LLC et al	Plaintiff	Denied	0.39	6/10/2008
1:08cv22326	Miranda v. Perez Guerrero	Plaintiff	Denied	-0.03	8/27/2008
1:08cv22326	Miranda v. Perez Guerrero	Plaintiff	Granted	6.09	5/14/2009
0:10cv60581	Around The Clock A/C Service, LLC v. Aztil, Inc et al	Plaintiff	Denied	0.39	6/7/2010
0:10cv62346	Bottega Veneta International, S.A.R.L. v. Zhou et al	Plaintiff	Denied	0.10	12/9/2010
0:10cv62346	Bottega Veneta International, S.A.R.L. v. Zhou et al	Plaintiff	Denied	1.12	1/12/2011
1:11cv20604	UKW Franchising Co., LLC et al v. Suzy Waxing, LLC et al	Plaintiff	Denied	0.23	3/2/2011
1:11cv21544	Tracfone Wireless, Inc. v. Belcher et al	Plaintiff	Denied	0.95	6/1/2011
1:11cv21544	Tracfone Wireless, Inc. v. Belcher et al	Plaintiff	Granted	0.66	6/30/2011
1:12cv21061	American Bridge Holding Company v. American Infrastructure Funds, LLC et al	Plaintiff	Denied	0.23	3/26/2012
1:12cv21352	Tiffany (NJ), LLC v. annawholesale.org et al	Plaintiff	Denied	0.26	4/19/2012

O'Sullivan, John

Total Decisions: 4

Total Granted: 1

Total Denied: 1

Total Granted in Part, Denied in Part: 2

Overall Win Rate: 50.0%

Average Time to Decision: 5.4 months from motion filing

Case Number	Case Name	Movant	Decision	Pendency (months)	Decision Date
1:00cv01981	Dippin' Dots, Inc. v. Concessions, et al	Plaintiff	Granted in part, Denied in Part	6.28	12/13/2000
1:05cv20501	Kravet Inc. v. American Century	Plaintiff	Denied	1.71	4/11/2005
0:06cv60273	Neiman Marcus Group, et al v. Neiman Barkus, Inc., et al	Plaintiff	Granted	1.32	5/10/2006
4:02cv10089	Alderwoods Group v. Dean, et al	Plaintiff	Granted in part, Denied in Part	12.14	11/25/2003

Rosenbaum, Robin

Total Decisions: 3

Total Granted: 3

Total Denied: 0

Total Granted in Part, Denied in Part: 0

Overall Win Rate: 100.0%

Average Time to Decision: 0.7 months from motion filing

Case Number	Case Name	Movant	Decision	Pendency (months)	Decision Date
1:12cv23171	Acushnet Company et al v. 1stgolfclub.com et al	Plaintiff	Granted	1.12	10/4/2012
1:12cv23295	Adidas AG et al v. Adidasjeremyscottteddybear.com et al	Plaintiff	Granted	0.72	10/4/2012
0:12cv62164	VIP Cinema LLC v. Eurokeyton S.A. et al	Plaintiff	Granted	0.13	11/6/2012

Ryskamp, Kenneth

Total Decisions: 18

Total Granted: 12

Total Denied: 6

Total Granted in Part, Denied in Part: 0

Overall Win Rate: 66.7%

Average Time to Decision: 2.4 months from motion filing

Case Number	Case Name	Movant	Decision	Pendency (months)	Decision Date
1:92cv00864	Systems, Devices v. Marasco, et al	Plaintiff	Granted	0.23	4/23/1992
1:92cv00864	Systems, Devices v. Marasco, et al	Defendant	Denied	4.64	10/20/1992
1:92cv00864	Systems, Devices v. Marasco, et al	Defendant	Denied	3.82	10/20/1992
0:90cv06044	Ocean Bio-Chem, Inc. v. Turner Network, et al	Plaintiff	Denied	4.67	7/6/1990
0:92cv06954	Haagen-Dazs Shoppe, et al v. Schiller	Plaintiff	Granted	1.15	10/27/1992
0:92cv07029	One Price Clothing v. One Price Fashion	Plaintiff	Granted	1.22	11/19/1992
0:92cv07029	One Price Clothing v. One Price Fashion	Defendant	Denied	2.40	2/11/1993
0:93cv06184	Ferrari S.P.A. v. Franciosa	Plaintiff	Granted	1.94	5/3/1993
0:94cv06497	Blockbuster Group, et al v. Blockbuster Pizza, et al	Plaintiff	Granted	0.30	7/15/1994
1:90cv01889	Z. Cavaricci Inc., et al v. Lorraine Designers, et al	Plaintiff	Granted	0.23	8/17/1990
1:91cv01793	Pepe (U.K.) Ltd., et al v. Tradelink-Miami, et al	Defendant	Granted	0.63	9/30/1991
1:92cv00267	Merck & Co., Inc. v. Lextron, Inc., et al	Plaintiff	Granted	0.03	2/5/1992
1:90cv00189	LLadro USA, Inc. v. Geotype, et al	Plaintiff	Granted	0.39	1/30/1990
9:08cv80354	3903427 Canada Inc. v. Milos Restaurant, Inc. et al	Plaintiff	Denied	2.04	7/8/2008
9:09cv81146	Choice of Champions International, Inc. v. Champions Choice USA, Inc.	Plaintiff	Granted	7.43	4/9/2010
9:09cv82448	Lewin et al v. Foss et al	Plaintiff	Granted	2.83	3/18/2010
9:09cv81282	Aams, Inc. v. American Academy of Micropigmentation	Defendant	Denied without Prejudice	9.24	2/1/2011
9:04cv80295	Signatures Network v. Slipknot Merchandisi, et al	Plaintiff	Granted	0.30	4/9/2004

Scola, Robert

Total Decisions: 2

Total Granted: 2

Total Denied: 0

Total Granted in Part, Denied in Part: 0

Overall Win Rate: 100.0%

Average Time to Decision: 1.7 months from motion filing

Case Number	Case Name	Movant	Decision	Pendency (months)	Decision Date
0:12cv60415	I'm a Little Teacup, Corp. v. Lambert Vet Supply, LLC et al	Plaintiff	Granted	3.03	7/27/2012
0:12cv60635	Hermes International et al v. aaaqualityreplicas.com et al	Plaintiff	Granted	0.46	4/24/2012

Seitz, Patricia

Total Decisions: 20

Total Granted: 15

Total Denied: 4

Total Granted in Part, Denied in Part: 1

Overall Win Rate: 77.5%

Average Time to Decision: 1.8 months from motion filing

Case Number	Case Name	Movant	Decision	Pendency (months)	Decision Date
0:01cv07805	Somfy Systems, Inc v. Rib Systems, Inc	Plaintiff	Granted	0.49	5/14/2002
1:01cv00524	International Beauty, et al v. Tony Dollar Kingdom, et al	Plaintiff	Denied	0.10	2/12/2001
1:01cv00524	International Beauty, et al v. Tony Dollar Kingdom, et al	Plaintiff	Granted	0.10	2/16/2001
1:02cv21811	Fifty-Six Hope Road, et al v. Flea Market USA, Inc, et al	Plaintiff	Granted	0.79	7/11/2002
1:04cv20286	Joe's Stone Crabs v. Landry's Restaurant, et al	Plaintiff	Denied without Prejudice	2.57	7/29/2004
1:04cv22054	Jerry's Famous Deli v. Pumpernik's Deli, et al	Plaintiff	Granted in part, Denied in Part	0.20	8/18/2004
1:98cv02102	Sigma Chi Fraternity, et al v. Sethscot Collection, et al	Plaintiff	Denied without Prejudice	6.35	3/23/1999
1:07cv22394	Lifted Research Group, Inc. v. Rayvich et al	Plaintiff	Granted	0.43	9/25/2007
0:09cv60639	AT&T Mobility, LLC et al v. Digital Antenna, Inc	Plaintiff	Denied	9.34	2/8/2010
0:10cv61214	Tiffany (NJ), LLC. v. Dongping et al	Plaintiff	Granted	0.59	8/2/2010
1:99cv01787	Skyworld, et al v. Skynet Holdings, et al	Plaintiff	Granted	8.09	3/30/2000
1:11cv22734	Gucci America, Inc. v. Zhou et al	Plaintiff	Granted	0.76	8/26/2011
1:12cv20626	Suzuki Motor Corporation et al v. Jiujiang Hison Motor Boat Manufacturing Co., Ltd.	Plaintiff	Granted	0.36	2/27/2012
1:12cv21018	World Wrestling Entertainment, Inc. v. Doe et al	Plaintiff	Granted	0.95	4/11/2012
1:12cv22057	Chanel, Inc. v. 7perfecthandbags.com et al	Plaintiff	Granted	1.05	7/6/2012
1:12cv22057	Chanel, Inc. v. 7perfecthandbags.com et al	Plaintiff	Granted	0.69	9/18/2012
1:12cv22057	Chanel, Inc. v. 7perfecthandbags.com et al	Plaintiff	Granted	0.76	11/21/2012
1:12cv22076	Chanel, Inc. v. chanelbagsforsale-us.com et al	Plaintiff	Granted	0.86	7/2/2012
1:12cv23443	S.A.S. Jean Cassegrain et al v. 2012discount-longchamp.com et al	Plaintiff	Granted	0.66	10/11/2012

Simonton, Andrea

Total Decisions: 2

Total Granted: 2

Total Denied: 0

Total Granted in Part, Denied in Part: 0

Overall Win Rate: 100.0%

Average Time to Decision: 3.8 months from motion filing

Case Number	Case Name	Movant	Decision	Pendency (months)	Decision Date
1:03cv21092	Impulse Beverage v. Osotspa Ltd., et al	Defendant	Granted	6.97	7/15/2004
1:03cv20704	Beach Hotel v. Delano Art Galleries, et al	Plaintiff	Granted	0.69	4/15/2003

Torres, Edwin

Total Decisions: 3

Total Granted: 1

Total Denied: 1

Total Granted in Part, Denied in Part: 1

Overall Win Rate: 50.0%

Average Time to Decision: 1.5 months from motion filing

Case Number	Case Name	Movant	Decision	Pendency (months)	Decision Date
1:07cv22937	Mystique, Inc. v. 138 International, Inc.	Plaintiff	Granted in part, Denied in Part	3.13	12/4/2009
1:10cv24135	Carner Barzakay, LLC v. The Accident Hotline Guide, Inc. et al	Plaintiff	Denied	0.95	12/17/2010
1:11cv21107	Mixed Fighting Alliance Promotions, Inc. v. de la Noval et al	Plaintiff	Granted	0.46	4/14/2011

Turnoff, William

Total Decisions: 5

Total Granted: 4

Total Denied: 1

Total Granted in Part, Denied in Part: 0

Overall Win Rate: 80.0%

Average Time to Decision: 2.4 months from motion filing

Case Number	Case Name	Movant	Decision	Pendency (months)	Decision Date
1:92cv01554	Dryclean-USA v. Fredash, et al	Plaintiff	Granted	0.39	7/13/1992
1:96cv02715	D'Anton Jos, S.L. v. J.C Toys Group, Inc., et al	Plaintiff	Denied	4.14	6/11/1997
0:10cv62187	Gucci America Inc., a New York Corporation v. Liu et al	Plaintiff	Granted	0.36	11/23/2010
0:10cv62245	Tiffany (NJ), LLC. v. Keresy et al	Plaintiff	Granted	2.04	1/19/2011
0:10cv62375	Louis Vuitton Malletier, S.A. v. Gao et al	Plaintiff	Granted	5.26	5/18/2011

Ungaro-Benages, Ursula

Total Decisions: 27

Total Granted: 22

Total Denied: 5

Total Granted in Part, Denied in Part: 0

Overall Win Rate: 81.5%

Average Time to Decision: 1.7 months from motion filing

Case Number	Case Name	Movant	Decision	Pendency (months)	Decision Date
1:00cv01993	Internacional de, et al v. Miss Venezuela	Plaintiff	Granted	1.35	7/19/2000
1:02cv21812	Fifty-Six Hope Road, et al v. Limited Sport Center, et al	Plaintiff	Granted	2.14	8/21/2002
1:03cv20887	Colts & Old Port v. Brazilian Tobacco	Plaintiff	Granted	0.69	6/17/2003
1:03cv21203	Marriott, et al v. Premier Destinations, et al	Plaintiff	Granted	0.26	5/21/2003
1:04cv20398	Klein-Becker, usa v. Pure Source, Inc., et al	Plaintiff	Denied without Prejudice	3.42	10/5/2004
1:04cv20930	Klein-Becker, USA v. Bronson Partners LLC, et al	Plaintiff	Denied without Prejudice	3.42	10/5/2004
1:04cv22646	Natural Answers, Inc, et al v. Smithkline Beecham, et al	Plaintiff	Denied	5.79	4/14/2005
1:05cv21289	Estrella Insurance v. Estrella Mortgage, et al	Plaintiff	Denied	1.15	7/18/2005
1:93cv00914	Carrera Eyewear v. Ross, et al	Plaintiff	Granted	6.25	11/19/1993
1:94cv02260	Eastman Kodak v. Rockford Enterprises, et al	Plaintiff	Granted	0.03	11/3/1994
1:96cv01535	NHL Enterprises, Inc v. Various John Does, et al	Plaintiff	Granted	1.78	7/31/1996
1:97cv03988	Burger King v. Staebler, et al	Plaintiff	Granted	0.63	1/7/1998
0:08cv60554	Little League Baseball Incorporated v. Kaplan	Plaintiff	Granted	0.63	6/10/2008
1:08cv21085	Consumer Electronics Association v. Compras and Buys Magazine, Inc. et al	Plaintiff	Granted	0.99	7/2/2008
1:08cv22609	First American Financial Corporation v. Sunshine Title Services, Inc. et al	Plaintiff	Granted	0.23	9/29/2008
1:09cv23382	Seamiles, LLC v. Carnival Corporation et al	Plaintiff	Denied	0.53	11/20/2009
0:10cv62335	Bottega Veneta International, S.A.R.L. v. Hua et al	Plaintiff	Granted	1.15	1/7/2011
0:11cv60854	Marc Jacobs Trademarks, L.L.C. v. Lin et al	Plaintiff	Granted	1.71	6/13/2011
1:11cv23380	Gucci America, Inc. et al v. Zhang et al	Plaintiff	Granted	0.95	10/26/2011
1:11cv23557	Acushnet Company et al v. Hainan et al	Plaintiff	Granted	1.97	12/5/2011
1:11cv24116	Tiffany (NJ), LLC v. Yaoqiang et al	Plaintiff	Granted	1.78	1/10/2012

1:12cv21088	Abercrombie & Fitch Trading Co., an Ohio corporation v. 4cheapbags.com, a partnership or unincorporated association et al	Plaintiff	Granted	2.63	6/7/2012
1:12cv21210	Chanel, Inc. v. 2stbag.com et al	Plaintiff	Granted	2.63	6/21/2012
1:12cv21936	Louis Vuitton Malletier, S.A. v. cheaplouisvuitton10.com et al	Plaintiff	Granted	0.79	6/22/2012
1:12cv23726	Acushnet Company et al v. 100warehouse.com et al	Plaintiff	Granted	1.84	12/11/2012
1:12cv23997	Gucci America, Inc. v. Galaxyayhandbags.com et al	Plaintiff	Granted	1.41	12/18/2012
1:12cv24289	FLY LOW, INC. v. H. ALAN WELLES REAL ESTATE, L.L.C. et al	Plaintiff	Granted	0.07	12/7/2012

Williams, Kathleen

Total Decisions: 3

Total Granted: 3

Total Denied: 0

Total Granted in Part, Denied in Part: 0

Overall Win Rate: 100.0%

Average Time to Decision: 0.5 months from motion filing

Case Number	Case Name	Movant	Decision	Pendency (months)	Decision Date
0:11cv62370	Abercrombie & Fitch Trading Co. v. Zhiming et al	Plaintiff	Granted	0.43	11/21/2011
0:11cv62370	Abercrombie & Fitch Trading Co. v. Zhiming et al	Plaintiff	Granted	0.53	1/4/2012
0:11cv62370	Abercrombie & Fitch Trading Co. v. Zhiming et al	Plaintiff	Granted	0.59	2/21/2012

Zloch, William

Total Decisions: 18

Total Granted: 13

Total Denied: 5

Total Granted in Part, Denied in Part: 0

Overall Win Rate: 72.2%

Average Time to Decision: 1.3 months from motion filing

Case Number	Case Name	Movant	Decision	Pendency (months)	Decision Date
1:00cv01391	Burger King v. Hawkins, et al	Plaintiff	Denied	3.52	8/4/2000
0:00cv06374	Fuente Cigar Ltd. v. Nino Vasquez, Inc., et al	Plaintiff	Granted	0.03	3/16/2000
0:90cv06964	Star Brite, et al v. Marinize Products, et al	Plaintiff	Denied	1.55	1/22/1991
0:91cv06166	Vuitton v. Fashion Fresh, et al	Plaintiff	Granted	0.26	3/19/1991
0:92cv06222	Peter, et al v. Florida Club	Plaintiff	Denied	0.07	4/9/1992
0:93cv06907	Merry Maids v. English, et al	Plaintiff	Granted	1.61	2/7/1994
0:94cv06085	Levi Strauss & Co. v. Dre Le Boss, Inc., et al	Plaintiff	Granted	0.03	1/28/1994
0:94cv06811	Motorola, Inc. v. Frequency, et al	Plaintiff	Granted	5.76	2/16/1995
0:98cv07402	Amcoe, Inc. v. Leisure Entertain, et al	Plaintiff	Granted	0.30	12/23/1998
0:90cv06843	Stingel v. Grace, et al	Plaintiff	Denied	0.20	10/23/1990
0:93cv06547	Levi Strauss & Co. v. Sunrise Trading, et al	Plaintiff	Granted	0.49	7/16/1993
0:93cv06547	Levi Strauss & Co. v. Sunrise Trading, et al	Plaintiff	Granted	0.00	7/9/1993
0:08cv60804	Pennachio v. Restivo et al	Plaintiff	Denied without Prejudice	2.34	8/7/2008
0:10cv62334	Bottega Veneta International, S.A.R.L. v. Pan et al	Plaintiff	Granted	1.09	1/5/2011
0:11cv61008	Louis Vuitton Malletier, S.A. v. 3abag.com, an unincorporated association et al	Plaintiff	Granted	1.91	7/22/2011
0:11cv62338	Abercrombie & Fitch Trading Co. v. Lin et al	Plaintiff	Granted	1.41	12/16/2011
0:10cv62454	Tiffany (NJ), LLC. v. Fang et al	Plaintiff	Granted	2.11	2/22/2011
0:12cv62507	Adidas AG et al v. adidas2runningshoes.com et al	Plaintiff	Granted	0.07	12/20/2012

Georgia Middle

The dockets of trademark cases in Georgia Middle were examined to identify decisions on contested preliminary injunction motions. The number of decisions found, the number granted, and the number denied are as follows:

Total Decisions: 4

Total Granted: 3 Plaintiff Granted: 3 Defendant Granted: 0

Total Denied: 0 Plaintiff Denied: 0 Defendant Denied: 0

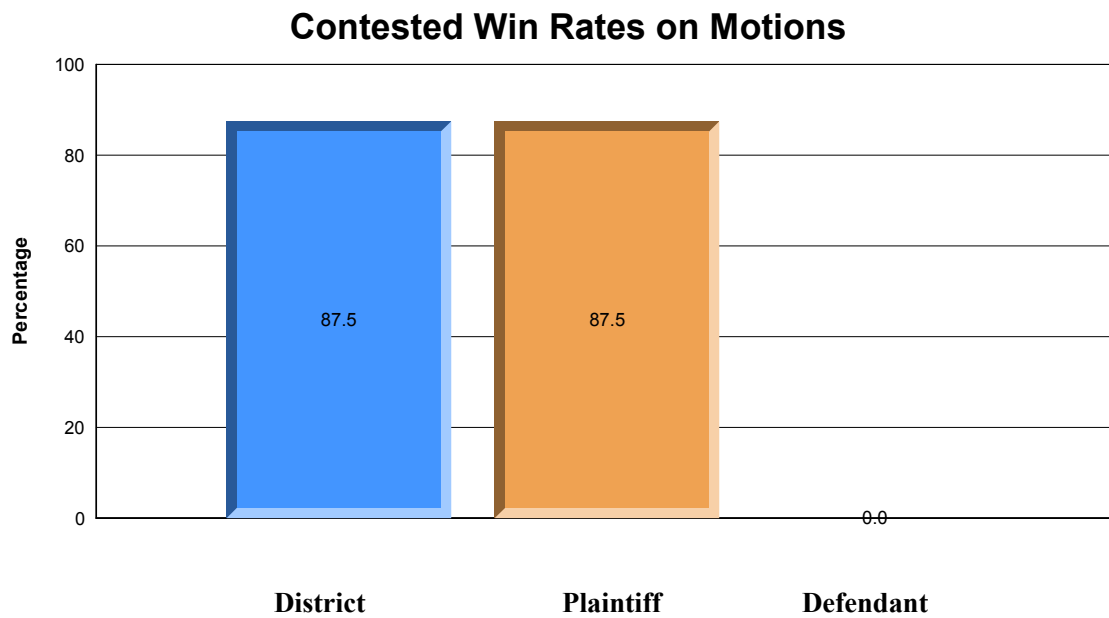
Total Granted in Part, Denied in Part: 1 Plaintiff Granted in Part: 1

Defendant Granted in Part: 0

Plaintiff Win Rate: 87.5%

Defendant Win Rate: 0.0%

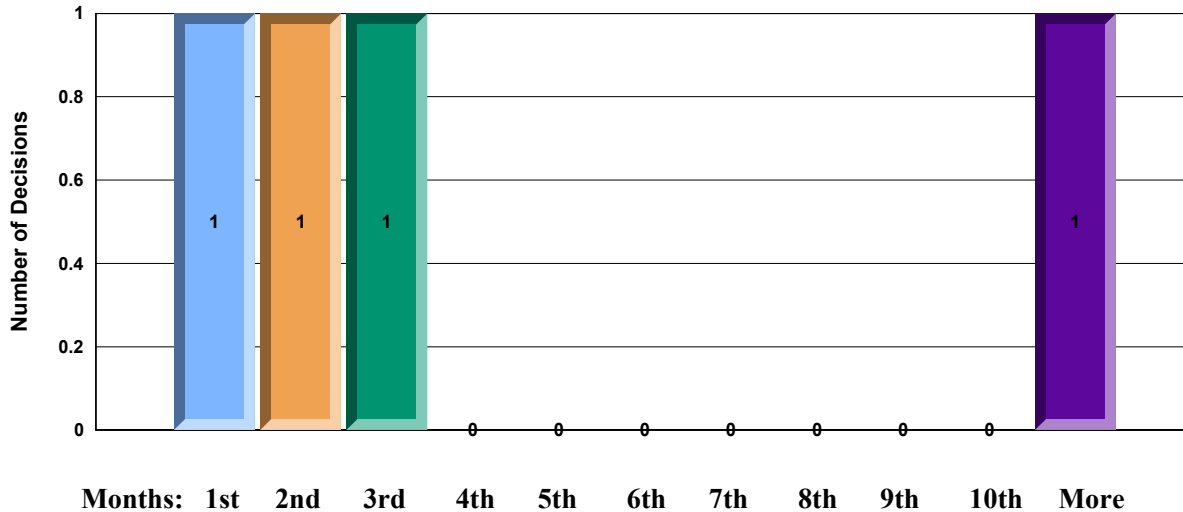
Overall Win Rate: 87.5%



The average time from motion filing to decision was 4.4 months from motion filing. The distribution of times to decision for these motions is illustrated in the chart below.

Distribution of Decisions

For Georgia Middle



Land, Clay

Total Decisions: 1
 Total Granted: 1
 Total Denied: 0
 Total Granted in Part, Denied in Part: 0
 Overall Win Rate: 100.0%
 Average Time to Decision: 2.1 months from motion filing

Case Number	Case Name	Movant	Decision	Pendency (months)	Decision Date
4:06cv00123	Freeway Ford, Inc. v. Bass et al	Plaintiff	Granted	2.07	4/20/2007

Lawson, Hugh

Total Decisions: 2
 Total Granted: 2
 Total Denied: 0
 Total Granted in Part, Denied in Part: 0
 Overall Win Rate: 100.0%
 Average Time to Decision: 0.9 months from motion filing

Case Number	Case Name	Movant	Decision	Pendency (months)	Decision Date
3:96cv00133	Rhone Merieux, Inc. v. Nielsen, Jr., et al	Plaintiff	Granted	1.12	12/9/1996
3:03cv00008	UGARF v. KB Visions, et al	Plaintiff	Granted	0.59	2/21/2003

Sands, Willie

Total Decisions: 1

Total Granted: 0

Total Denied: 0

Total Granted in Part, Denied in Part: 1

Overall Win Rate: 0.0%

Average Time to Decision: 0.0 months from motion filing

Case Number	Case Name	Movant	Decision	Pendency (months)	Decision Date
7:07cv00192	B&F System, Inc. v. LeBlanc et al	Plaintiff	Granted in part, Denied in Part	14.01	9/30/2009

Georgia Northern

The dockets of trademark cases in Georgia Northern were examined to identify decisions on contested preliminary injunction motions. The number of decisions found, the number granted, and the number denied are as follows:

Total Decisions: 154

Total Granted: 75 Plaintiff Granted: 75 Defendant Granted: 0

Total Denied: 62 Plaintiff Denied: 59 Defendant Denied: 3

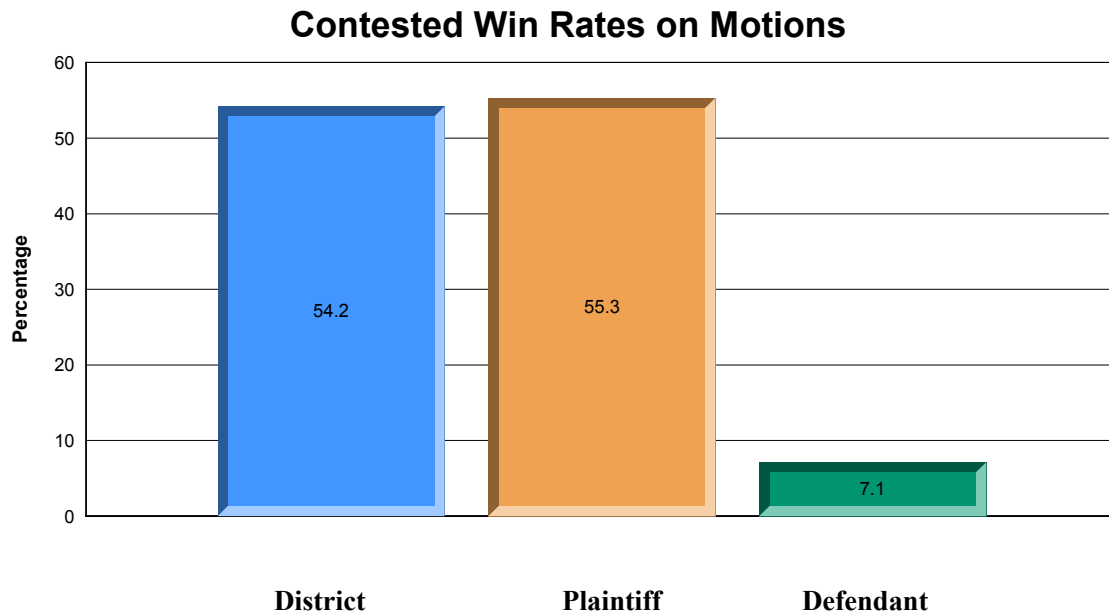
Total Granted in Part, Denied in Part: 17 Plaintiff Granted in Part: 16

Defendant Granted in Part: 1

Plaintiff Win Rate: 55.3%

Defendant Win Rate: 7.1%

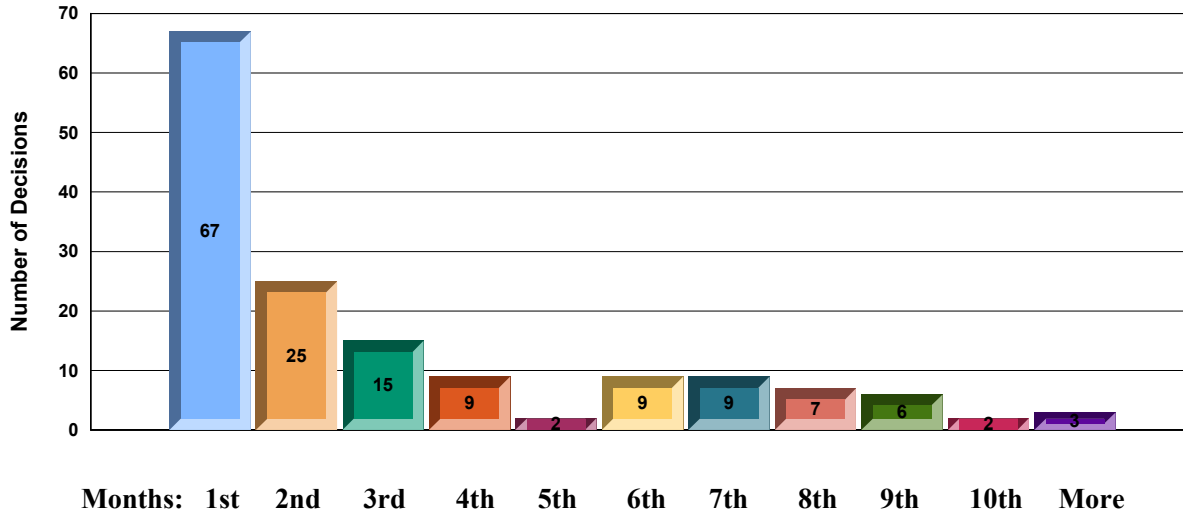
Overall Win Rate: 54.2%



The average time from motion filing to decision was 2.6 months from motion filing. The distribution of times to decision for these motions is illustrated in the chart below.

Distribution of Decisions

For Georgia Northern



Batten, Timothy

Total Decisions: 6

Total Granted: 4

Total Denied: 2

Total Granted in Part, Denied in Part: 0

Overall Win Rate: 66.7%

Average Time to Decision: 1.9 months from motion filing

Case Number	Case Name	Movant	Decision	Pendency (months)	Decision Date
1:06cv02657	Tommy Bahama Group, Inc. v. TJ's et al	Plaintiff	Granted	0.53	11/17/2006
1:07cv00634	Gandolfo's Deli Boys, LLC v. Holman et al	Plaintiff	Denied	1.41	6/7/2007
1:07cv03084	Tracfone Wireless, Inc. v. GCA Electronics, LLC et al	Plaintiff	Granted	0.03	12/13/2007
1:08cv02091	Atlanta Bread Company International, Inc. et al v. Bryant Investment Properties, LLC et al	Plaintiff	Granted	1.97	8/22/2008
1:10cv01225	Jangsoo Industry Co., Ltd. et al v. Jangsoo Furniture Land, Inc. et al	Plaintiff	Denied	6.68	2/11/2011
1:10cv03333	AFC Enterprises, Inc. v. Lewis Investments, Inc. et al	Plaintiff	Granted	0.82	11/9/2010

Camp, Jack

Total Decisions: 8

Total Granted: 5

Total Denied: 3

Total Granted in Part, Denied in Part: 0

Overall Win Rate: 62.5%

Average Time to Decision: 2.9 months from motion filing

Case Number	Case Name	Movant	Decision	Pendency (months)	Decision Date
1:95cv00381	Panda Management v. Great Panda Company, et al	Plaintiff	Denied	8.85	3/7/1996
1:95cv00712	Grateful Dead Prod, et al v. John Does, et al	Plaintiff	Granted	0.43	4/3/1995
1:96cv00579	Golden Bear v. Bear U.S.A., Inc.	Plaintiff	Denied	9.38	12/16/1996
1:99cv02332	Huddle House, Inc. v. Kearose, Inc., et al	Plaintiff	Granted	0.69	10/1/1999
1:01cv03523	Interactive v. Equitel	Plaintiff	Granted	0.30	1/16/2002
1:04cv00611	Emory University v. Vision Correction, et al	Plaintiff	Granted	0.26	3/12/2004
1:96cv00975	Holiday Inns, Inc., et al v. Holiday Club Inter, et al	Plaintiff	Granted	1.02	5/24/1996
1:06cv01678	North American Medical Corporation et al v. Axiom Worldwide, Inc. et al	Plaintiff	Denied	2.20	3/30/2007

Carnes, Julie

Total Decisions: 18

Total Granted: 11

Total Denied: 7

Total Granted in Part, Denied in Part: 0

Overall Win Rate: 61.1%

Average Time to Decision: 3.4 months from motion filing

Case Number	Case Name	Movant	Decision	Pendency (months)	Decision Date
1:00cv02148	The Sports Section v. Nye, et al	Plaintiff	Granted	2.01	10/18/2000
1:01cv02695	Atlanta Bread Co v. Sung, et al	Plaintiff	Granted	8.55	7/31/2002
1:02cv01098	Simmons Company v. Stratford Upholstery, et al	Plaintiff	Denied	1.45	6/7/2002
1:02cv03222	Dunkin' Donuts, et al v. Charis Food Group	Plaintiff	Granted	4.84	4/23/2003
1:02cv03222	Dunkin' Donuts, et al v. Charis Food Group	Plaintiff	Granted	3.62	4/23/2003
1:04cv02734	Dunkin' Donuts Incorporated v. Rubina Corporation, Inc.	Plaintiff	Granted	0.16	9/22/2004
1:04cv03499	Rescuecom Corporation v. Computer Troubleshooters USA, Inc.	Plaintiff	Denied	1.91	1/27/2005
1:05cv00653	EarthLink, Inc. v. Portnova et al	Plaintiff	Granted	0.49	3/24/2005
1:05cv01178	Dunkin' Donuts Incorporated et al v. Pleasant Hill Coffee & Donuts, Inc. et al	Plaintiff	Denied without Prejudice	10.13	3/8/2006
1:05cv01816	Unique Sports Products, Inc. v. Wilson Sporting Goods Co.	Plaintiff	Denied	6.12	1/13/2006
1:96cv00634	Dynamic Temporary v. Normic Enterprises, et al	Plaintiff	Granted	0.30	3/22/1996
1:98cv01925	Ramada Franchise v. Western Motel, Inc., et al	Plaintiff	Granted	2.99	10/7/1998
1:98cv03005	Innovative Product v. Vaporpress	Plaintiff	Granted	0.16	10/20/1998
1:98cv03305	Dunkin' Donuts Inc v. Coffee To Go Inc	Plaintiff	Granted	0.26	11/25/1998
1:99cv02513	Days Inns of America v. DSM Investment Co, et al	Plaintiff	Denied without Prejudice	6.74	4/20/2000
1:10cv01935	J.R.P. International, Inc. v. Barnes	Plaintiff	Granted	0.20	6/29/2010
1:09cv01109	Waterbabies Bikini v. Peach Buns et al	Plaintiff	Denied	4.14	4/12/2010
1:09cv03283	Sciele Pharma, Inc. v. Brookstone Pharmaceuticals, L.L.C.	Plaintiff	Denied	6.68	6/23/2010

Cooper, Clarence

Total Decisions: 15

Total Granted: 11

Total Denied: 3

Total Granted in Part, Denied in Part: 1

Overall Win Rate: 76.7%

Average Time to Decision: 1.5 months from motion filing

Case Number	Case Name	Movant	Decision	Pendency (months)	Decision Date
1:00cv01498	Cable News Network v. CNNF Inc.	Plaintiff	Granted	3.85	10/16/2000
1:00cv01974	Pearl Jam, L.L.C. v. Does, et al	Plaintiff	Granted	0.49	8/17/2000
1:04cv00800	Dunkin Donuts Inc., et al v. Grewal Investment, et al	Plaintiff	Denied	1.74	5/14/2004
1:04cv02974	ITF, S.P.A. v. Boucheron (USA) LTD	Plaintiff	Granted	1.22	11/18/2004
1:95cv00491	Winterland Concess, et al v. Does	Plaintiff	Granted	0.03	3/1/1995
1:96cv00264	Clark Equipment Co v. Heller Equipment Co, et al	Plaintiff	Granted	0.13	2/6/1996
1:97cv00128	American Dairy Queen v. Patel, et al	Plaintiff	Granted	0.66	2/5/1997
1:97cv03194	Armonds Manufacturin v. Blevins	Plaintiff	Denied	3.32	5/28/2004
1:99cv00849	Redmond Products v. Nature Clean, Inc.	Defendant	Denied	5.39	11/15/1999
1:99cv02270	Mr. Electric Corp. v. Mister Electrician, et al	Plaintiff	Granted	0.39	9/15/1999
1:96cv00594	Hospitality Internat, et al v. Lawrenceville Hosp	Plaintiff	Granted	1.78	4/30/1996
1:97cv00128	American Dairy Queen v. Patel, et al	Plaintiff	Granted	0.66	2/5/1997
1:06cv00771	Merial Limited v. Fort Dodge Animal Health	Plaintiff	Granted	1.15	5/8/2006
1:07cv02264	BP Lubricants USA Inc. v. American Lubefast, LLC. et al	Plaintiff	Granted in part, Denied in Part	0.10	9/20/2007
1:07cv02264	BP Lubricants USA Inc. v. American Lubefast, LLC. et al	Plaintiff	Granted	1.71	12/6/2007

Duffey, William

Total Decisions: 1

Total Granted: 1

Total Denied: 0

Total Granted in Part, Denied in Part: 0

Overall Win Rate: 100.0%

Average Time to Decision: 10.1 months from motion filing

Case Number	Case Name	Movant	Decision	Pendency (months)	Decision Date
1:04cv01241	Dunkin' Donuts, et al v. Bells Ferry Operator, et al	Plaintiff	Granted	10.10	9/22/2005

Evans, Orinda

Total Decisions: 19

Total Granted: 12

Total Denied: 5

Total Granted in Part, Denied in Part: 2

Overall Win Rate: 68.4%

Average Time to Decision: 1.2 months from motion filing

Case Number	Case Name	Movant	Decision	Pendency (months)	Decision Date
1:98cv00584	Olan Mills, Inc. v. Cochran, et al	Plaintiff	Granted	0.00	2/20/1998
1:00cv00927	Dunkin' Donuts Inc, et al v. Trexy Trading Co., et al	Plaintiff	Granted	0.92	5/12/2000
1:00cv00927	Dunkin' Donuts Inc, et al v. Trexy Trading Co., et al	Plaintiff	Granted	0.99	6/21/2000
1:00cv02013	Dunkin Donuts Inc., et al v. Breakfast & More Inc, et al	Plaintiff	Granted	1.61	9/22/2000
1:00cv02013	Dunkin Donuts Inc., et al v. Breakfast & More Inc, et al	Plaintiff	Granted	0.30	9/22/2000
1:01cv00016	Chick-Fil-A, Inc. v. Burger King Corp	Plaintiff	Denied	0.13	1/23/2001
1:95cv02902	Huddle House, Inc. v. Meehan, et al	Plaintiff	Granted	5.13	4/24/1996
1:97cv03857	Piedmont Hospital, et al v. Wallace, et al	Plaintiff	Granted	0.76	1/22/1998
1:98cv00963	Discovery Point v. Discovery Columbia N, et al	Plaintiff	Denied	2.11	6/4/1998
1:98cv00963	Discovery Point v. Discovery Columbia N, et al	Plaintiff	Denied	1.81	6/16/1998
1:98cv01337	Villager Franchise v. Classic Hospitality, et al	Plaintiff	Granted	0.95	10/21/1998
1:98cv02107	Days Inns of America v. Jala Corporation, et al	Plaintiff	Granted	2.30	10/5/1998
1:98cv02445	Sport Shoe Marketing, et al v. Bearden, et al	Plaintiff	Granted in part, Denied in Part	1.51	11/9/1998
1:98cv02445	Sport Shoe Marketing, et al v. Bearden, et al	Plaintiff	Granted in part, Denied in Part	1.25	11/9/1998
1:99cv03183	Saks & Company v. Islam	Plaintiff	Granted	0.59	12/27/1999
1:97cv01473	Les Toques Blanches, et al v. Les Toques Intl Club, et al	Plaintiff	Denied	2.27	9/29/1997
1:06cv01716	Hermes International, et al v. Yang, et al	Plaintiff	Granted	0.10	7/24/2006
1:07cv01402	Tommy Bahama Group, Inc. v. The Walking Company	Plaintiff	Denied	0.36	6/29/2007
1:07cv00875	Avlon Industries, Inc. v. SK Import, Inc. et al	Plaintiff	Granted	0.00	4/27/2007

Forrester, J.

Total Decisions: 10

Total Granted: 2

Total Denied: 5

Total Granted in Part, Denied in Part: 3

Overall Win Rate: 35.0%

Average Time to Decision: 5.5 months from motion filing

Case Number	Case Name	Movant	Decision	Pendency (months)	Decision Date
1:00cv01060	Think Resources, Inc v. Thinkpath.com, Inc., et al	Plaintiff	Denied without Prejudice	5.39	12/11/2000
1:00cv02072	Global Commerce v. Staples, Inc.	Plaintiff	Denied	0.92	9/8/2000
1:02cv02663	Talk Technologies v. Talk Systems, Inc.	Plaintiff	Denied	6.55	4/17/2003
1:02cv02663	Talk Technologies v. Talk Systems, Inc.	Defendant	Denied	2.83	4/17/2003
1:02cv02787	Guesthouse Internati v. Star Hotel 1, Inc., et al	Plaintiff	Granted	1.58	4/3/2003
1:04cv01015	Eagle Hospital v. SRG Consulting, Inc., et al	Plaintiff	Denied	5.16	3/24/2005
1:95cv02242	Maintenance Warehous v. America 1st Main, et al	Plaintiff	Granted	6.88	3/28/1996
1:00cv01291	Integrity Inc. v. Integrity Online, et al	Plaintiff	Granted in part, Denied in Part	8.13	6/20/2001
1:00cv01291	Integrity Inc. v. Integrity Online, et al	Plaintiff	Granted in part, Denied in Part	8.13	6/20/2001
1:09cv03129	Xtreme Heaters, Inc. v. Boat Safe, Inc. et al	Plaintiff	Granted in part, Denied in Part	9.24	9/15/2010

Hunt, Willis

Total Decisions: 17

Total Granted: 6

Total Denied: 8

Total Granted in Part, Denied in Part: 3

Overall Win Rate: 44.1%

Average Time to Decision: 2.6 months from motion filing

Case Number	Case Name	Movant	Decision	Pendency (months)	Decision Date
1:00cv01525	Hickson Corporation v. Northern Crossarm Co, et al	Plaintiff	Granted	0.69	7/7/2000
1:00cv01726	American Dairy Queen v. Subohi, Inc., et al	Plaintiff	Granted	0.59	7/28/2000
1:00cv02081	Bellsouth Intellectual v. HRW Group, Inc., et al	Plaintiff	Granted	3.78	12/4/2000
1:01cv00240	Gunold Technology, et al v. Sew Complete Inc, et al	Plaintiff	Denied	0.49	2/14/2001
1:01cv02136	Huddle House, Inc. v. Chester-Newsome, et al	Plaintiff	Denied	2.17	10/15/2001
1:01cv02136	Huddle House, Inc. v. Chester-Newsome, et al	Plaintiff	Denied	6.48	12/31/2003
1:02cv01695	Tequila Cuervo La v. Distribuidora Ana R., et al	Plaintiff	Granted in part, Denied in Part	6.84	1/13/2003
1:02cv02165	Bellsouth Intellect, et al v. Access Integrated	Plaintiff	Granted	3.68	4/11/2003
1:02cv02456	CIBA Vision Corp v. C & C Trading Compan, et al	Plaintiff	Denied	6.88	4/2/2003
1:02cv02872	Global Commerce v. Eprize, LLC, et al	Plaintiff	Denied	0.23	10/28/2002
1:03cv02486	Hi-Tech Pharmaceutic v. Herbal Health Prod, et al	Plaintiff	Denied	2.27	3/1/2004
1:96cv00657	Discovery Point v. Miller, et al	Plaintiff	Granted in part, Denied in Part	1.25	4/22/1996
1:96cv03265	Maximum Computer v. Chenel Corporation	Plaintiff	Denied	5.07	5/9/1997
1:97cv00143	Computer Currents, et al v. Jaye Communications	Plaintiff	Denied	1.28	2/25/1997
1:97cv00648	Dunkin Donuts, et al v. Ahmed	Plaintiff	Granted	1.45	4/25/1997
1:99cv01620	Jubitz Corporation v. Insight Technology, et al	Plaintiff	Granted in part, Denied in Part	0.66	7/12/1999
1:00cv01525	Hickson Corporation v. Northern Crossarm Co, et al	Plaintiff	Granted	0.69	7/7/2000

Jones, Steve

Total Decisions: 1
Total Granted: 0
Total Denied: 1
Total Granted in Part, Denied in Part: 0
Overall Win Rate: 0.0%
Average Time to Decision: 0.8 months from motion filing

Case Number	Case Name	Movant	Decision	Pendency (months)	Decision Date
1:11cv03622	CJGO Fulfillment, Inc. v. Bunn-O-Matic Corporation	Plaintiff	Denied	0.79	3/30/2012

Murphy, Harold

Total Decisions: 2
Total Granted: 0
Total Denied: 2
Total Granted in Part, Denied in Part: 0
Overall Win Rate: 0.0%
Average Time to Decision: 2.1 months from motion filing

Case Number	Case Name	Movant	Decision	Pendency (months)	Decision Date
4:96cv00283	Premier Bank, FSB v. Premier National Ban	Plaintiff	Denied	3.65	3/13/1997
1:10cv01668	Tradebank International, Inc. v. Barter/Trade, Inc. et al	Plaintiff	Denied without Prejudice	0.49	8/31/2010

Pannell, Charles

Total Decisions: 13

Total Granted: 7

Total Denied: 5

Total Granted in Part, Denied in Part: 1

Overall Win Rate: 57.7%

Average Time to Decision: 4.6 months from motion filing

Case Number	Case Name	Movant	Decision	Pendency (months)	Decision Date
1:00cv00020	APAC, Inc. v. APAC Customer Svcs	Plaintiff	Denied	5.10	10/19/2000
1:00cv00929	Dunkin' Donuts Inc v. Kashi Enterprises	Plaintiff	Granted	1.91	6/8/2000
1:00cv02468	Bullock Garages, Inc v. Thomas, et al	Plaintiff	Granted	7.50	5/8/2001
1:01cv02684	Paradise Foods, Inc., et al v. Chenevert, et al	Plaintiff	Granted	2.04	12/10/2001
1:01cv03118	Panera, Inc., et al v. Business Atlanta, et al	Plaintiff	Granted	0.72	12/13/2001
1:03cv00088	Knights Franchise v. M. Chhina & J. Chhin, et al	Plaintiff	Granted	5.63	6/30/2003
1:03cv02451	Wheatstone Energy v. Buxton, et al	Plaintiff	Denied	5.26	1/22/2004
1:03cv03521	Athlete's Foot Brand, et al v. Walker-Staten Gp, et al	Plaintiff	Granted in part, Denied in Part	0.66	12/29/2003
1:99cv00868	Scientific Research v. Telecom Wireless	Plaintiff	Denied	7.37	2/25/2000
1:99cv00868	Scientific Research v. Telecom Wireless	Plaintiff	Denied	5.99	2/25/2000
1:04cv02921	Miele, Inc. v. Cornerstone Sew & Vac, Inc. et al	Plaintiff	Denied	0.86	11/1/2004
1:10cv00977	T-Mobile USA, Inc. v. Terry et al	Plaintiff	Granted	8.88	12/28/2010
1:10cv00977	T-Mobile USA, Inc. v. Terry et al	Plaintiff	Granted	7.34	8/2/2011

Shoob, Marvin

Total Decisions: 5

Total Granted: 2

Total Denied: 2

Total Granted in Part, Denied in Part: 1

Overall Win Rate: 50.0%

Average Time to Decision: 3.5 months from motion filing

Case Number	Case Name	Movant	Decision	Pendency (months)	Decision Date
1:04cv00280	Bellsouth Telecom v. Hawk Communications	Plaintiff	Granted	2.30	4/12/2004
1:97cv00160	The Network Conn. v. Seagate Technology	Plaintiff	Denied without Prejudice	7.20	8/29/1997
1:97cv01398	Daniel Franchise v. HD2 Inc., et al	Plaintiff	Denied	7.34	12/23/1997
1:99cv00416	Atlanta Internation v. Optec Specialties, et al	Plaintiff	Granted in part, Denied in Part	0.46	3/3/1999
1:03cv01266	BellSouth Intell v. EPICUS, Inc.	Plaintiff	Granted	0.36	5/20/2003

Story, Richard

Total Decisions: 12

Total Granted: 5

Total Denied: 4

Total Granted in Part, Denied in Part: 3

Overall Win Rate: 54.2%

Average Time to Decision: 2.2 months from motion filing

Case Number	Case Name	Movant	Decision	Pendency (months)	Decision Date
1:00cv00507	Villager Franchise v. Emerging Hospitality, et al	Plaintiff	Denied without Prejudice	7.04	9/26/2000
1:02cv03104	The Sports Section v. H&J Sports Cards, et al	Plaintiff	Denied	0.53	12/5/2002
1:05cv02145	Bogeys, Inc. v. Teds Montana Grill, Inc.	Plaintiff	Denied	0.26	9/21/2005
1:05cv02563	Impreglon, Inc. v. Newco Enterprises, Inc. et al	Plaintiff	Granted in part, Denied in Part	0.30	10/13/2005
1:98cv02333	Trevco, Inc., et al v. Dekalb Safety Cab, et al	Plaintiff	Granted	3.19	11/19/1998
1:98cv03586	BellSouth, et al v. Vista Group	Plaintiff	Granted	0.20	12/22/1998
1:99cv02474	Raja Foods, L.L.C. v. Patel, et al	Plaintiff	Granted	0.00	9/24/1999
1:06cv02800	Days Inns Worldwide, Inc. v. S & P Hospitality, LLC et al	Plaintiff	Granted	0.89	7/30/2007
1:07cv01934	Hi-Tech Pharmaceuticals, Inc. v. Demelo et al	Plaintiff	Granted	0.76	9/7/2007
1:09cv02436	Hubbard/Downing, Inc. v. Impact Racing, LLC	Plaintiff	Denied	11.68	8/25/2010
1:11cv01159	Lovoy Designs, Inc. et al v. SNSATL, Inc. et al	Plaintiff	Granted in part, Denied in Part	0.92	5/9/2011
1:11cv01159	Lovoy Designs, Inc. et al v. SNSATL, Inc. et al	Defendant	Granted in part, Denied in Part	0.07	5/9/2011

Thrash, Thomas

Total Decisions: 15

Total Granted: 4

Total Denied: 10

Total Granted in Part, Denied in Part: 1

Overall Win Rate: 30.0%

Average Time to Decision: 1.6 months from motion filing

Case Number	Case Name	Movant	Decision	Pendency (months)	Decision Date
1:00cv00907	Dippin' Dots, Inc. v. Concession Obsession, et al	Plaintiff	Denied	2.34	7/5/2000
1:02cv00073	ALFA Corporation v. Beck, et al	Plaintiff	Denied	2.04	3/12/2002
1:02cv00843	Executrain Corp, et al v. Flacon 2,000, L.L.C., et al	Plaintiff	Granted in part, Denied in Part	0.56	4/18/2002
1:02cv02876	Domino's Pizza LLC v. Duhart, et al	Plaintiff	Denied without Prejudice	1.51	12/6/2002
1:02cv02902	Bellsouth Intellect v. Momentum Business So	Plaintiff	Granted	0.26	10/31/2002
1:02cv03079	Athlete's Foot v. R'S, Inc., et al	Plaintiff	Denied without Prejudice	7.89	7/11/2003
1:98cv01274	Eden Foods, Inc. v. Century Systems, Inc, et al	Plaintiff	Granted	1.68	6/24/1998
1:98cv01481	Shields v. Henrikson, et al	Plaintiff	Denied	0.23	6/5/1998
1:98cv02540	Sheram Enterprises v. Bac Group Inc, et al	Plaintiff	Denied	0.72	12/22/1998
1:06cv02159	JPMorgan Chase & Co. et al v. Chase Financial Group et al	Plaintiff	Granted	3.82	5/14/2007
1:07cv00935	Classic Tents & Events, L.L.C. v. Classic Party Rentals, Inc.	Plaintiff	Denied	0.36	5/7/2007
1:07cv01388	H.T.F. Automotive Chemical Co., Inc. v. McCrory	Plaintiff	Denied	0.66	7/5/2007
1:08cv01303	Brown Bark II, L.P. v. Dixie Mills, LLC et al	Plaintiff	Denied	0.92	5/1/2008
1:10cv01772	AFC Enterprises, Inc. v. THG Restaurant Group LLC et al	Plaintiff	Denied	0.39	6/23/2010
1:10cv01981	Graphic Packaging International, Inc. v. Advercan, Inc. et al	Plaintiff	Granted	0.20	7/1/2010

Tidwell, George

Total Decisions: 3

Total Granted: 1

Total Denied: 2

Total Granted in Part, Denied in Part: 0

Overall Win Rate: 33.3%

Average Time to Decision: 3.1 months from motion filing

Case Number	Case Name	Movant	Decision	Pendency (months)	Decision Date
1:97cv01473	Les Toques Blanches, et al v. Les Toques Intl Club, et al	Plaintiff	Denied	0.72	7/1/1997
1:97cv01473	Les Toques Blanches, et al v. Les Toques Intl Club, et al	Plaintiff	Denied	8.22	3/10/1998
1:98cv03675	Baskin-Robbins Incor, et al v. M.A.A. Desserts, Inc	Plaintiff	Granted	0.46	1/6/1999

Totenberg, Amy

Total Decisions: 1

Total Granted: 0

Total Denied: 1

Total Granted in Part, Denied in Part: 0

Overall Win Rate: 0.0%

Average Time to Decision: 3.0 months from motion filing

Case Number	Case Name	Movant	Decision	Pendency (months)	Decision Date
1:11cv02056	CCA and B, LLC v. F + W Media, Inc. et al	Plaintiff	Denied	2.96	9/22/2011

Vining, Robert

Total Decisions: 4

Total Granted: 0

Total Denied: 2

Total Granted in Part, Denied in Part: 2

Overall Win Rate: 25.0%

Average Time to Decision: 1.2 months from motion filing

Case Number	Case Name	Movant	Decision	Pendency (months)	Decision Date
4:01cv00215	Pretzelmaker, Inc. v. Grant, et al	Plaintiff	Denied without Prejudice	1.81	10/16/2001
1:03cv01387	Takeout Taxi Franchi, et al v. C3 Marketing Systems, et al	Plaintiff	Granted in part, Denied in Part	1.18	8/27/2003
1:03cv01630	Takeout Taxi, et al v. Farmorr of GA, Inc., et al	Plaintiff	Granted in part, Denied in Part	1.48	7/25/2003
1:03cv01630	Takeout Taxi, et al v. Farmorr of GA, Inc., et al	Defendant	Denied	0.49	10/7/2003

Ward, Horace

Total Decisions: 4

Total Granted: 4

Total Denied: 0

Total Granted in Part, Denied in Part: 0

Overall Win Rate: 100.0%

Average Time to Decision: 2.0 months from motion filing

Case Number	Case Name	Movant	Decision	Pendency (months)	Decision Date
1:02cv00214	Icee of Atlanta v. J&J Snack Foods Corp, et al	Plaintiff	Granted	1.58	12/20/2005
1:96cv01799	Atlanta Comm Olympic, et al v. John Does, et al	Plaintiff	Granted	0.00	7/16/1996
1:97cv00997	Super 8 Motels, Inc. v. P.D. Hospitality	Plaintiff	Granted	2.99	7/15/1997
1:98cv00907	Days Inns of America v. Days Inn of Hurrigan, et al	Plaintiff	Granted	3.52	7/10/1998

Georgia Southern

The dockets of trademark cases in Georgia Southern were examined to identify decisions on contested preliminary injunction motions. The number of decisions found, the number granted, and the number denied are as follows:

Total Decisions: 8

Total Granted: 3 Plaintiff Granted: 3 Defendant Granted: 0

Total Denied: 3 Plaintiff Denied: 1 Defendant Denied: 2

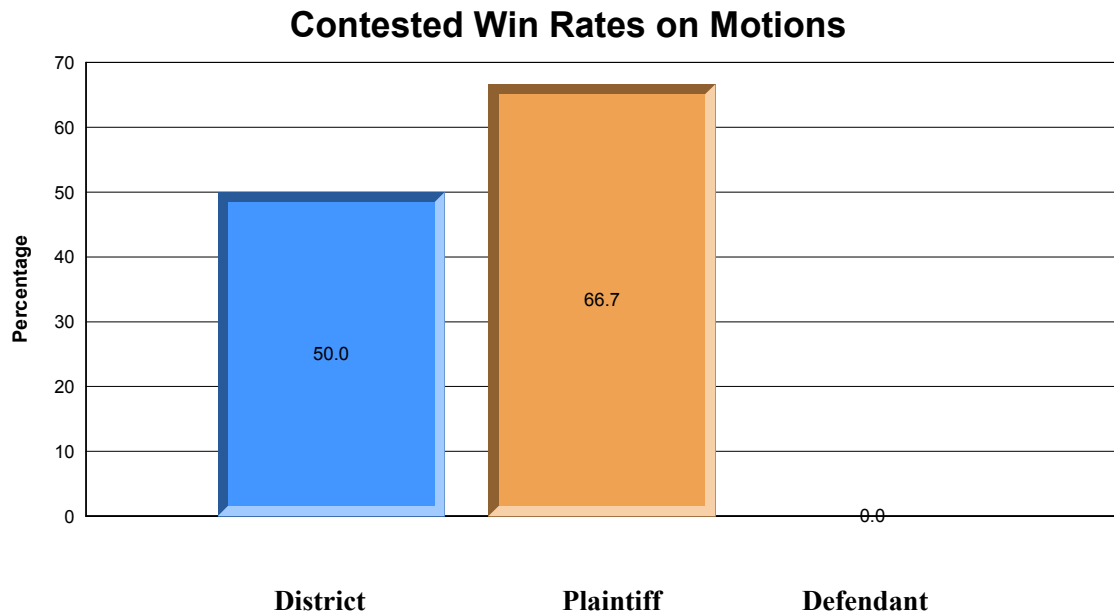
Total Granted in Part, Denied in Part: 2 Plaintiff Granted in Part: 2

Defendant Granted in Part: 0

Plaintiff Win Rate: 66.7%

Defendant Win Rate: 0.0%

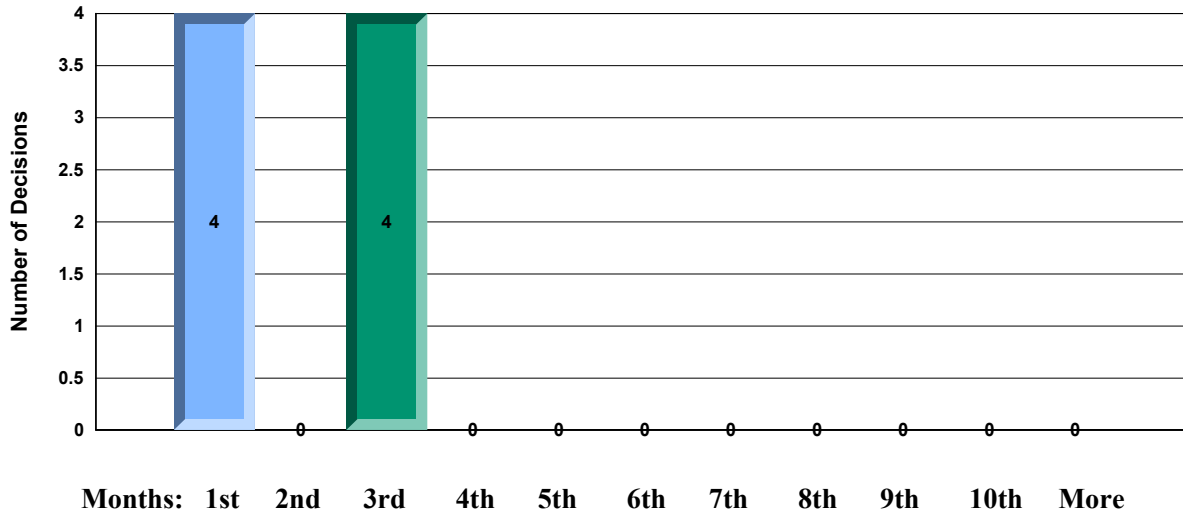
Overall Win Rate: 50.0%



The average time from motion filing to decision was 1.4 months from motion filing. The distribution of times to decision for these motions is illustrated in the chart below.

Distribution of Decisions

For Georgia Southern



Bowen, Dudley

Total Decisions: 4

Total Granted: 3

Total Denied: 1

Total Granted in Part, Denied in Part: 0

Overall Win Rate: 75.0%

Average Time to Decision: 1.4 months from motion filing

Case Number	Case Name	Movant	Decision	Pendency (months)	Decision Date
1:01cv00173	Citicasters Licenses v. Cumulus Media, et al	Plaintiff	Granted	2.63	3/4/2002
1:01cv00173	Citicasters Licenses v. Cumulus Media, et al	Defendant	Denied	2.40	3/4/2002
1:94cv00078	Coca-Cola v. The Attic Antiques, et al	Plaintiff	Granted	0.53	5/27/1994
1:97cv00295	Adidas AG, et al v. A.I.J.J. Enterprises, et al	Plaintiff	Granted	0.03	11/26/1997

Edenfield, Berry

Total Decisions: 3

Total Granted: 0

Total Denied: 2

Total Granted in Part, Denied in Part: 1

Overall Win Rate: 16.7%

Average Time to Decision: 1.9 months from motion filing

Case Number	Case Name	Movant	Decision	Pendency (months)	Decision Date
4:07cv00025	Peter Brasseler Holdings, L.P. v. Gebr. Brasseler GmbH & Co. KG et al	Plaintiff	Granted in part, Denied in Part	0.53	3/30/2007
4:07cv00025	Peter Brasseler Holdings, L.P. v. Gebr. Brasseler GmbH & Co. KG et al	Defendant	Denied	2.93	11/21/2007
4:07cv00025	Peter Brasseler Holdings, L.P. v. Gebr. Brasseler GmbH & Co. KG et al	Plaintiff	Denied	2.24	11/21/2007

Moore, William

Total Decisions: 1

Total Granted: 0

Total Denied: 0

Total Granted in Part, Denied in Part: 1

Overall Win Rate: 0.0%

Average Time to Decision: 0.0 months from motion filing

Case Number	Case Name	Movant	Decision	Pendency (months)	Decision Date
4:96cv00040	Bundy American Corp. v. Watson, et al	Plaintiff	Granted in part, Denied in Part	0.20	2/28/1996

Hawaii

The dockets of trademark cases in Hawaii were examined to identify decisions on contested preliminary injunction motions. The number of decisions found, the number granted, and the number denied are as follows:

Total Decisions: 16

Total Granted: 9 Plaintiff Granted: 9 Defendant Granted: 0

Total Denied: 3 Plaintiff Denied: 3 Defendant Denied: 0

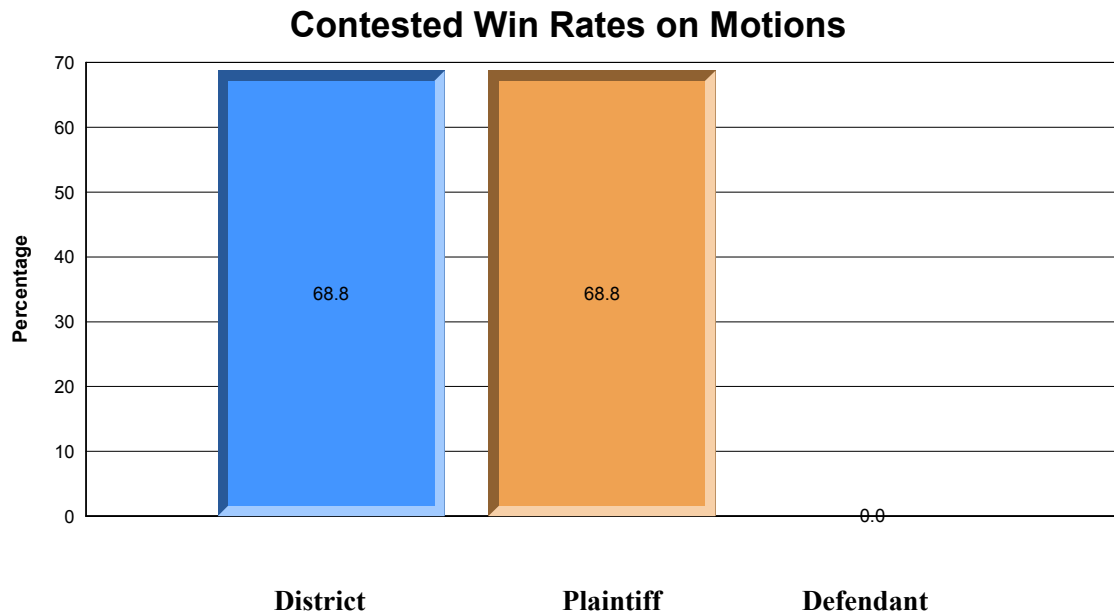
Total Granted in Part, Denied in Part: 4 Plaintiff Granted in Part: 4

Defendant Granted in Part: 0

Plaintiff Win Rate: 68.8%

Defendant Win Rate: 0.0%

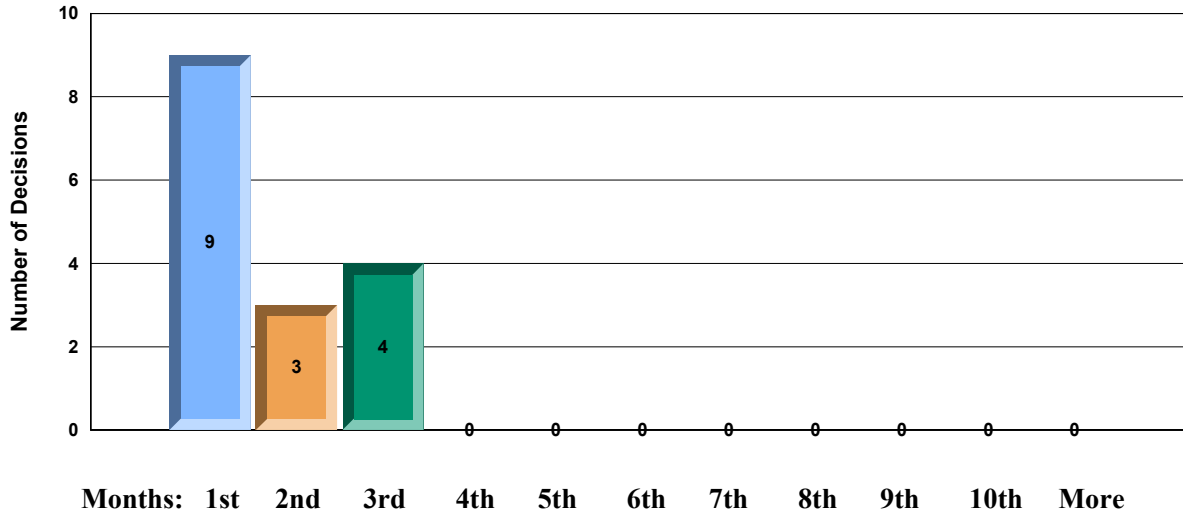
Overall Win Rate: 68.8%



The average time from motion filing to decision was 1.1 months from motion filing. The distribution of times to decision for these motions is illustrated in the chart below.

Distribution of Decisions

For Hawaii



Ezra, David

Total Decisions: 7

Total Granted: 2

Total Denied: 3

Total Granted in Part, Denied in Part: 2

Overall Win Rate: 42.9%

Average Time to Decision: 1.2 months from motion filing

Case Number	Case Name	Movant	Decision	Pendency (months)	Decision Date
1:92cv00250	Chanel Inc v. Germian, et al	Plaintiff	Granted	0.59	7/20/1992
1:92cv00361	Reebok Int Ltd, et al v. Barrys Family Shoes, et al	Plaintiff	Granted	0.07	6/10/1992
1:11cv00663	Just Tacos, Inc. et al v. Zezulak et al	Plaintiff	Granted in part, Denied in Part	1.38	12/9/2011
1:10cv00547	Shred-It America, Inc. v. MacNaughton et al	Plaintiff	Granted in part, Denied in Part	0.20	9/30/2010
1:10cv00547	Shred-It America, Inc. v. MacNaughton et al	Plaintiff	Denied	2.70	12/27/2010
1:10cv00547	Shred-It America, Inc. v. MacNaughton et al	Plaintiff	Denied	2.70	12/27/2010
1:10cv00547	Shred-It America, Inc. v. MacNaughton et al	Plaintiff	Denied	0.79	12/27/2010

Gillmor, Helen

Total Decisions: 6
 Total Granted: 4
 Total Denied: 0
 Total Granted in Part, Denied in Part: 2
 Overall Win Rate: 83.3%
 Average Time to Decision: 1.1 months from motion filing

Case Number	Case Name	Movant	Decision	Pendency (months)	Decision Date
1:04cv00561	Ryan, et al v. Tony Hawaii Automoti, et al	Plaintiff	Granted in part, Denied in Part	2.53	11/30/2004
1:97cv01077	Pannell Kerr Forster, et al v. PKF Consulting, Inc., et al	Plaintiff	Granted	1.12	9/22/1997
1:04cv00148	Decision Analysts Ha v. Decision Analyst, In	Plaintiff	Granted in part, Denied in Part	2.50	5/17/2004
1:04cv00152	Trade West, Inc. v. Ningbo Jason, et al	Plaintiff	Granted	0.07	3/17/2004
1:97cv00257	Grant v. Bess, et al	Plaintiff	Granted	0.13	7/11/1997
1:97cv01393	GTE Wireless Pac Inc v. Western Wireless Cor	Plaintiff	Granted	0.23	10/7/1997

Kay, Alan

Total Decisions: 2
 Total Granted: 2
 Total Denied: 0
 Total Granted in Part, Denied in Part: 0
 Overall Win Rate: 100.0%
 Average Time to Decision: 0.4 months from motion filing

Case Number	Case Name	Movant	Decision	Pendency (months)	Decision Date
1:96cv00622	Juice Club, Inc. v. Caldwell, et al	Plaintiff	Granted	0.79	8/16/1996
1:97cv01087	Gucci America, Inc., et al v. Maui Imports Corpora, et al	Plaintiff	Granted	0.03	8/21/1997

Seabright, John

Total Decisions: 1
 Total Granted: 1
 Total Denied: 0
 Total Granted in Part, Denied in Part: 0
 Overall Win Rate: 100.0%
 Average Time to Decision: 1.3 months from motion filing

Case Number	Case Name	Movant	Decision	Pendency (months)	Decision Date
1:05cv00351	World Triathlon Corp v. Dunbar, et al	Plaintiff	Granted	1.32	10/18/2005

Idaho

The dockets of trademark cases in Idaho were examined to identify decisions on contested preliminary injunction motions. The number of decisions found, the number granted, and the number denied are as follows:

Total Decisions: 11

Total Granted: 5 Plaintiff Granted: 5 Defendant Granted: 0

Total Denied: 4 Plaintiff Denied: 3 Defendant Denied: 1

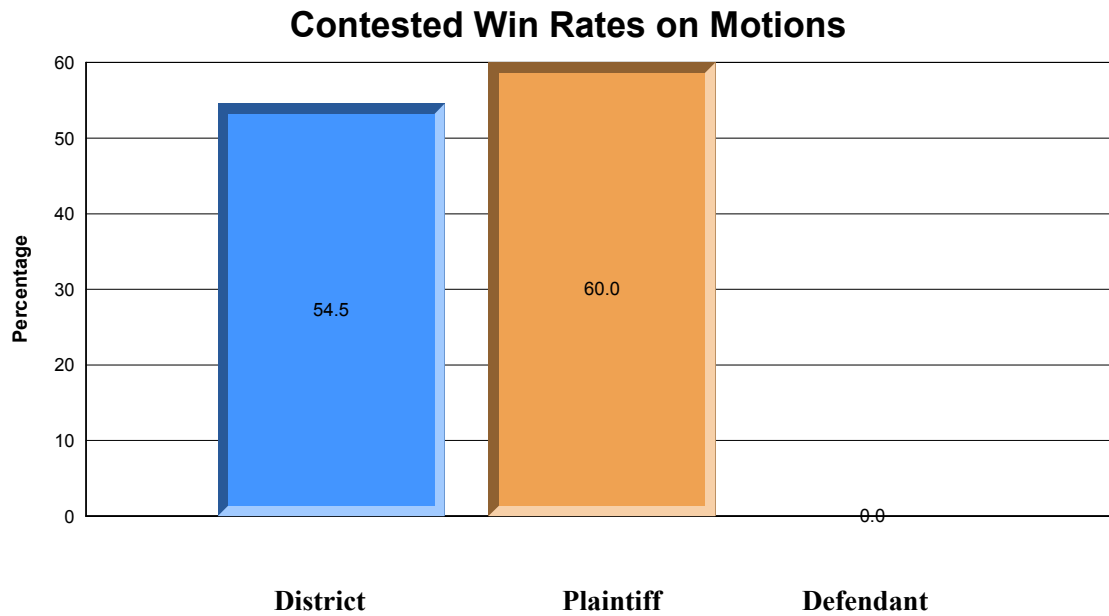
Total Granted in Part, Denied in Part: 2 Plaintiff Granted in Part: 2

Defendant Granted in Part: 0

Plaintiff Win Rate: 60.0%

Defendant Win Rate: 0.0%

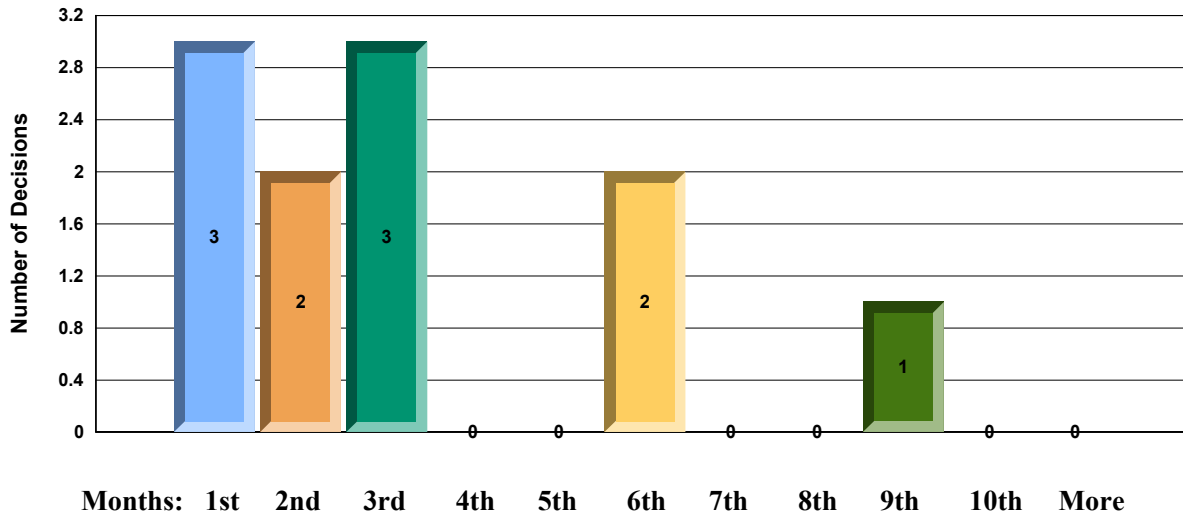
Overall Win Rate: 54.5%



The average time from motion filing to decision was 2.8 months from motion filing. The distribution of times to decision for these motions is illustrated in the chart below.

Distribution of Decisions

For Idaho



Lodge, Edward

Total Decisions: 4

Total Granted: 2

Total Denied: 1

Total Granted in Part, Denied in Part: 1

Overall Win Rate: 62.5%

Average Time to Decision: 4.1 months from motion filing

Case Number	Case Name	Movant	Decision	Pendency (months)	Decision Date
1:02cv00008	American Honda Motor v. Does 1-5, et al	Plaintiff	Granted	0.23	1/24/2002
1:00cv00271	Choice Hotels Intl v. FWC Crossroads, LLC	Plaintiff	Granted in part, Denied in Part	5.53	11/2/2000
1:06cv00511	Virgin Mobile USA, LLC v. Blue Oceans Distributing, LLC et al	Plaintiff	Granted	1.84	2/14/2007
2:07cv00492	Fenton et al v. Teddy Mountain, Inc.	Plaintiff	Denied	8.75	8/6/2008

Winmill, B.

Total Decisions: 7

Total Granted: 3

Total Denied: 3

Total Granted in Part, Denied in Part: 1

Overall Win Rate: 50.0%

Average Time to Decision: 2.1 months from motion filing

Case Number	Case Name	Movant	Decision	Pendency (months)	Decision Date
4:99cv00255	Melaleuca, Inc v. Bizniz Net, Inc, et al	Plaintiff	Granted	2.11	11/3/1999
4:98cv00108	Grand Targhee Resort, et al v. Grand Targhee Prop	Plaintiff	Denied	2.14	5/15/1998
4:03cv00283	McDonald's Corp v. Leadership Systems	Plaintiff	Granted	0.49	7/18/2003
4:00cv00146	Ikon Office Solution v. Ehlers, et al	Plaintiff	Denied	5.76	7/3/2001
1:00cv00635	Prints Plus, Inc. v. CPI Corp., et al	Defendant	Denied	0.43	12/5/2000
1:02cv00187	Golfer's Footprint, et al v. Resource Center, Inc, et al	Plaintiff	Granted in part, Denied in Part	1.64	6/13/2002
1:09cv00496	Scentsy, Inc. v. deDisse	Plaintiff	Granted	2.27	4/19/2010

Illinois Central

The dockets of trademark cases in Illinois Central were examined to identify decisions on contested preliminary injunction motions. The number of decisions found, the number granted, and the number denied are as follows:

Total Decisions: 21

Total Granted: 13 Plaintiff Granted: 13 Defendant Granted: 0

Total Denied: 7 Plaintiff Denied: 6 Defendant Denied: 1

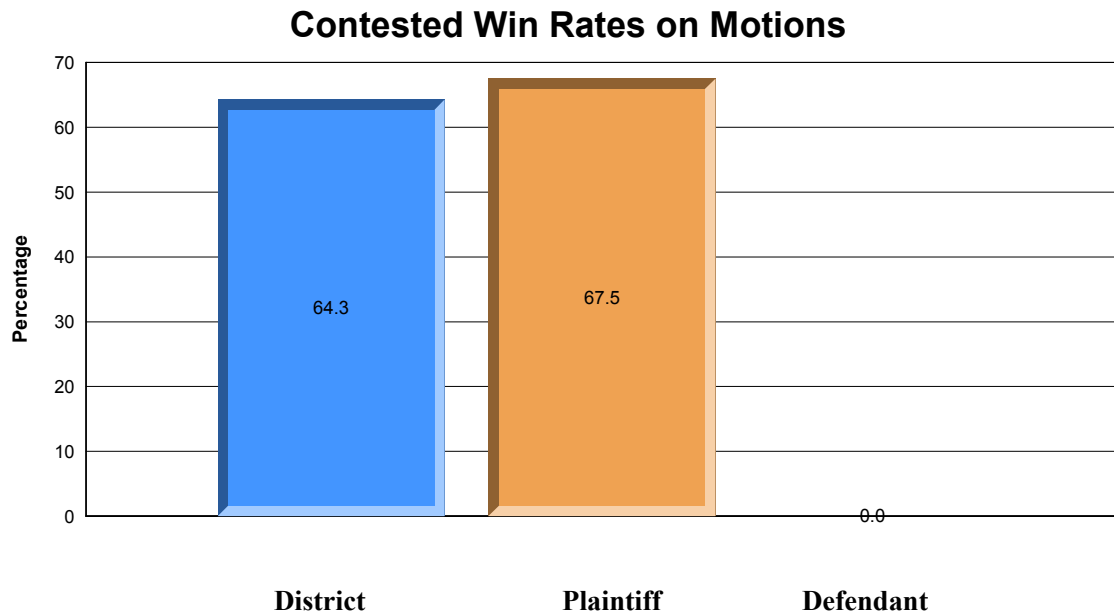
Total Granted in Part, Denied in Part: 1 Plaintiff Granted in Part: 1

Defendant Granted in Part: 0

Plaintiff Win Rate: 67.5%

Defendant Win Rate: 0.0%

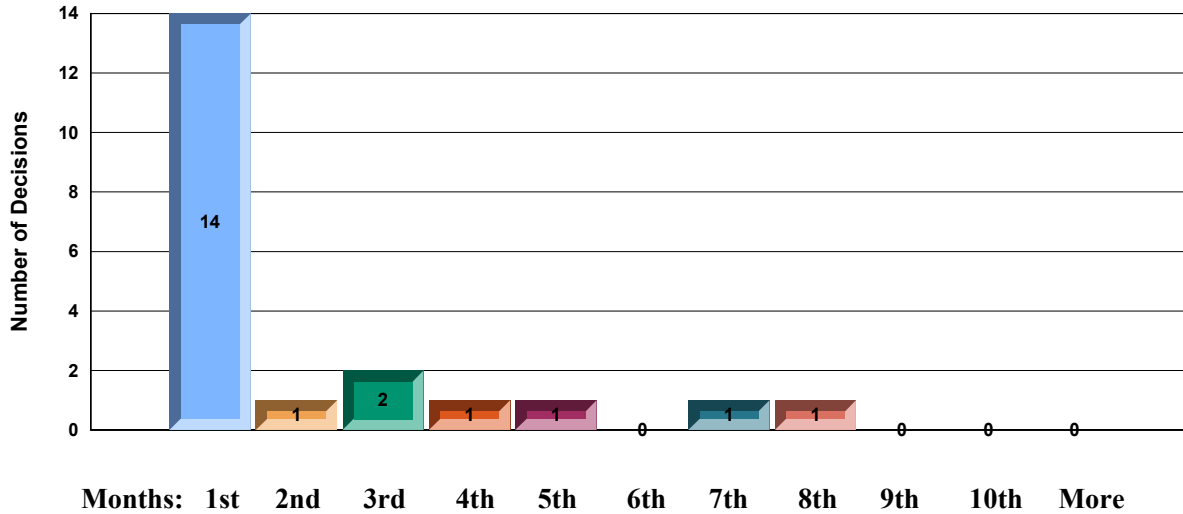
Overall Win Rate: 64.3%



The average time from motion filing to decision was 1.7 months from motion filing. The distribution of times to decision for these motions is illustrated in the chart below.

Distribution of Decisions

For Illinois Central



Baker, Harold

Total Decisions: 1
 Total Granted: 1
 Total Denied: 0
 Total Granted in Part, Denied in Part: 0
 Overall Win Rate: 100.0%
 Average Time to Decision: 0.7 months from motion filing

Case Number	Case Name	Movant	Decision	Pendency (months)	Decision Date
2:92cv02171	Bear Foot Inc v. Packard, et al	Plaintiff	Granted	0.69	6/23/1992

McCuskey, Michael

Total Decisions: 6

Total Granted: 4

Total Denied: 2

Total Granted in Part, Denied in Part: 0

Overall Win Rate: 66.7%

Average Time to Decision: 2.3 months from motion filing

Case Number	Case Name	Movant	Decision	Pendency (months)	Decision Date
2:00cv02148	Lincoln Diagnostics v. Panatrex Inc	Plaintiff	Denied	2.89	10/16/2000
2:04cv02067	Paisley Park Inc v. Various John Does, et al	Plaintiff	Granted	0.03	4/8/2004
2:05cv02203	E Bergman Co et al v. Victorov	Plaintiff	Granted	0.63	10/24/2005
2:99cv02112	Choice Hotels v. Champaign Lodging, et al	Plaintiff	Granted	0.69	6/15/1999
2:99cv02296	K's Merchandise Mart v. K-Mart Corp Inc	Plaintiff	Denied	1.84	1/26/2000
2:09cv02133	Border Magic LLC et al v. Border Magic of the Tri-States LLC et al	Plaintiff	Granted	7.99	2/1/2010

McDade, Joe

Total Decisions: 7

Total Granted: 3

Total Denied: 3

Total Granted in Part, Denied in Part: 1

Overall Win Rate: 50.0%

Average Time to Decision: 2.0 months from motion filing

Case Number	Case Name	Movant	Decision	Pendency (months)	Decision Date
1:00cv01219	Knights Franchise v. Roadway Inn	Plaintiff	Granted	2.53	9/14/2000
1:02cv01082	Keystone Cons Ind v. Blain Supply Inc, et al	Plaintiff	Granted	0.23	3/26/2002
1:02cv01139	Keystone Cons Ind v. Mid-States Distrib, et al	Plaintiff	Granted	6.15	12/3/2002
1:03cv01334	Caterpillar Inc v. Walt Disney Company, et al	Plaintiff	Denied	0.20	10/20/2003
1:94cv01367	Vance Intl Inc v. UAW	Plaintiff	Denied	0.03	9/1/1994
1:98cv01231	Bud Erhardt's Fishin, et al v. Erhardt, et al	Plaintiff	Granted in part, Denied in Part	4.11	5/10/1999
1:96cv01322	Caterpillar Inc v. Big Smith Global, et al	Defendant	Denied	0.69	8/19/1996

Mihm, Michael

Total Decisions: 5

Total Granted: 4

Total Denied: 1

Total Granted in Part, Denied in Part: 0

Overall Win Rate: 80.0%

Average Time to Decision: 1.2 months from motion filing

Case Number	Case Name	Movant	Decision	Pendency (months)	Decision Date
2:96cv02147	American Standard v. Toeppen, et al	Plaintiff	Granted	0.59	9/3/1996
1:96cv01119	IL High School Asso v. GTE Vantage Inc	Plaintiff	Denied	0.46	3/20/1996
1:98cv01258	Mr Rooter Corp v. Cottone	Plaintiff	Granted	3.91	12/14/1998
1:98cv01258	Mr Rooter Corp v. Cottone	Plaintiff	Granted	0.92	10/22/1998
1:94cv01208	Nice Man Merch v. Various John Does, et al	Plaintiff	Granted	0.33	5/9/1994

Mills, Richard

Total Decisions: 2

Total Granted: 1

Total Denied: 1

Total Granted in Part, Denied in Part: 0

Overall Win Rate: 50.0%

Average Time to Decision: 0.6 months from motion filing

Case Number	Case Name	Movant	Decision	Pendency (months)	Decision Date
3:93cv03336	Marine Midland Banks v. Marine Bank Sp	Plaintiff	Denied	0.86	2/7/1994
3:95cv03090	Taurus International v. Titan Wheel Intl, et al	Plaintiff	Granted	0.26	5/26/1995

Illinois Northern

The dockets of trademark cases in Illinois Northern were examined to identify decisions on contested preliminary injunction motions. The number of decisions found, the number granted, and the number denied are as follows:

Total Decisions: 209

Total Granted: 141 Plaintiff Granted: 137 Defendant Granted: 4

Total Denied: 58 Plaintiff Denied: 47 Defendant Denied: 11

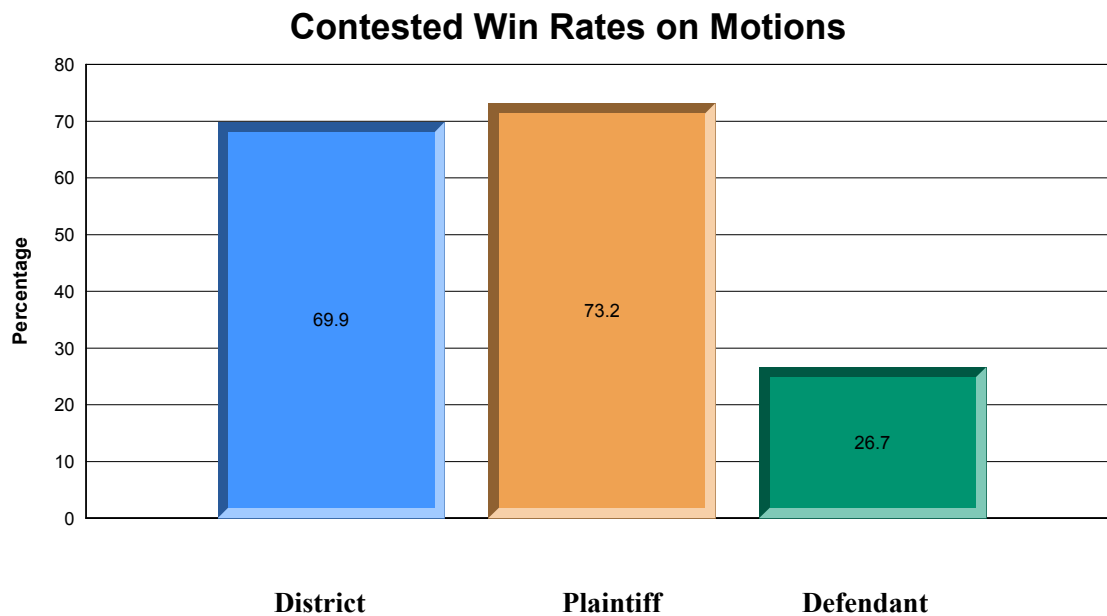
Total Granted in Part, Denied in Part: 10 Plaintiff Granted in Part: 10

Defendant Granted in Part: 0

Plaintiff Win Rate: 73.2%

Defendant Win Rate: 26.7%

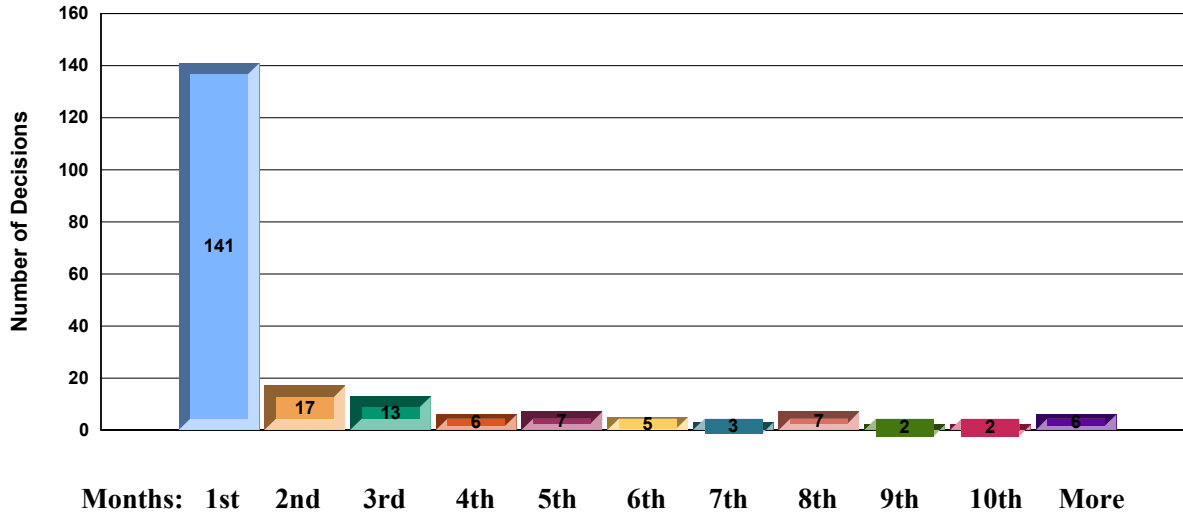
Overall Win Rate: 69.9%



The average time from motion filing to decision was 1.8 months from motion filing. The distribution of times to decision for these motions is illustrated in the chart below.

Distribution of Decisions

For Illinois Northern



Aspen, Marvin

Total Decisions: 5

Total Granted: 2

Total Denied: 1

Total Granted in Part, Denied in Part: 2

Overall Win Rate: 60.0%

Average Time to Decision: 1.5 months from motion filing

Case Number	Case Name	Movant	Decision	Pendency (months)	Decision Date
1:03cv01071	V & V Supremo Foods v. Distribuidora De, et al	Plaintiff	Granted in part, Denied in Part	0.07	2/14/2003
1:99cv05354	Empire Level Mfg v. Hubei Provincial, et al	Plaintiff	Granted	0.03	8/17/1999
1:03cv07196	Precision Door Svc v. Precision Door Inc, et al	Plaintiff	Granted	2.73	1/14/2004
1:91cv04037	Balhorn v. Brinkman	Plaintiff	Granted in part, Denied in Part	4.67	12/12/1991
1:91cv05262	Bode v. United States of Ame	Plaintiff	Denied	0.03	10/31/1991

Bucklo, Elaine

Total Decisions: 9

Total Granted: 8

Total Denied: 1

Total Granted in Part, Denied in Part: 0

Overall Win Rate: 88.9%

Average Time to Decision: 1.7 months from motion filing

Case Number	Case Name	Movant	Decision	Pendency (months)	Decision Date
1:03cv05203	Sweeties, Inc v. Sweetie's Gourmet	Plaintiff	Granted	0.16	7/30/2003
1:04cv00859	Lenteq LP v. Carney, et al	Plaintiff	Granted	0.07	2/5/2004
1:03cv06820	Amer Massage Therapy v. Folkers, et al	Plaintiff	Granted	4.80	3/15/2004
1:93cv05082	Monarch Marking Syst v. Kap Graphics Inc, et al	Plaintiff	Granted	0.99	9/23/1993
1:95cv02708	Club Gene & v. La Luna Ent Inc, et al	Plaintiff	Granted	0.99	6/9/1995
1:94cv06803	W Pub Co Inc v. Publications Intl	Plaintiff	Denied	7.17	6/23/1995
1:06cv07111	American Egg Board v. Clapper	Plaintiff	Granted	0.03	1/17/2007
1:09cv07187	Verlo Mattress Factory Store LLC et al v. Mattress Crafters Corp. et al	Plaintiff	Granted	1.09	12/23/2009
1:12cv09066	Tory Burch LLC et al v. Does 1-100	Plaintiff	Granted	0.30	11/29/2012

Castillo, Ruben

Total Decisions: 3

Total Granted: 3

Total Denied: 0

Total Granted in Part, Denied in Part: 0

Overall Win Rate: 100.0%

Average Time to Decision: 0.6 months from motion filing

Case Number	Case Name	Movant	Decision	Pendency (months)	Decision Date
1:01cv09920	Motorola Inc v. Mack, et al	Plaintiff	Granted	0.33	1/24/2002
1:04cv05208	Kraft Foods Global v. Nutrition & Fitness	Plaintiff	Granted	1.12	9/14/2004
1:11cv03545	Desmond v. Chicago Boxed Beef Distributors, Inc., et al.,	Plaintiff	Granted	0.46	6/9/2011

Chang, Edmond

Total Decisions: 2
 Total Granted: 2
 Total Denied: 0
 Total Granted in Part, Denied in Part: 0
 Overall Win Rate: 100.0%
 Average Time to Decision: 0.5 months from motion filing

Case Number	Case Name	Movant	Decision	Pendency (months)	Decision Date
1:12cv02930	Palantir.net, Inc. v. Zopeo Inc.	Plaintiff	Granted	0.89	5/23/2012
1:12cv04312	Wargaming.net LLP v. WorldofTankShop.com et al	Plaintiff	Granted	0.16	8/8/2012

Coleman, Sharon

Total Decisions: 4
 Total Granted: 3
 Total Denied: 1
 Total Granted in Part, Denied in Part: 0
 Overall Win Rate: 75.0%
 Average Time to Decision: 5.2 months from motion filing

Case Number	Case Name	Movant	Decision	Pendency (months)	Decision Date
1:10cv01685	Akoo International, Inc. v. Harris et al	Plaintiff	Denied	16.81	9/9/2011
1:11cv08013	National Association of Realtors v. Fothergill et al	Plaintiff	Granted	2.80	2/21/2012
1:12cv01973	Deckers Outdoor Corporation v. Does 1-1,281	Plaintiff	Granted	0.20	4/18/2012
1:12cv06301	Red Roof Franchising, LLC v. Shirdi Ram Inc. et al	Plaintiff	Granted	0.86	9/5/2012

Conlon, Suzanne

Total Decisions: 5
 Total Granted: 4
 Total Denied: 1
 Total Granted in Part, Denied in Part: 0
 Overall Win Rate: 80.0%
 Average Time to Decision: 0.2 months from motion filing

Case Number	Case Name	Movant	Decision	Pendency (months)	Decision Date
1:03cv05105	Lorillard Tobacco Co v. Gandhi, et al	Plaintiff	Granted	0.00	7/23/2003
1:03cv05105	Lorillard Tobacco Co v. Gandhi, et al	Plaintiff	Granted	0.00	7/23/2003
1:03cv08238	Nylok Corporation v. Fastener World, et al	Plaintiff	Granted	0.43	5/31/2005
1:99cv05082	Estwing Mfg Co Inc v. Cons Stores Corp	Plaintiff	Granted	0.43	8/17/1999
1:04cv02409	Beneficial Corp, et al v. Does, et al	Plaintiff	Denied without Prejudice	0.00	4/2/2004

Darrah, John

Total Decisions: 6

Total Granted: 5

Total Denied: 1

Total Granted in Part, Denied in Part: 0

Overall Win Rate: 83.3%

Average Time to Decision: 0.9 months from motion filing

Case Number	Case Name	Movant	Decision	Pendency (months)	Decision Date
1:03cv05506	Lorillard Tobacco Co, et al v. J J Shell Food Mart, et al	Plaintiff	Granted	0.20	8/14/2003
1:05cv05615	Real-Time Reporters, Inc. v. Realtime Dep & Video et al	Plaintiff	Granted	0.16	10/11/2005
1:07cv03885	WMH Tool Group, Inc. v. Woodstock International, Inc. et al	Defendant	Granted	3.65	2/14/2008
1:09cv01523	Chicago National League Ball Club, LLC v. T. Lamb, Inc.	Defendant	Denied	0.07	3/18/2009
1:11cv00010	Deckers Outdoor Corporation v. Does 1-55 et al	Plaintiff	Granted	0.13	3/8/2011
1:11cv00010	Deckers Outdoor Corporation v. Does 1-55 et al	Plaintiff	Granted	1.02	2/3/2011

Denlow, Morton

Total Decisions: 1

Total Granted: 0

Total Denied: 1

Total Granted in Part, Denied in Part: 0

Overall Win Rate: 0.0%

Average Time to Decision: 8.0 months from motion filing

Case Number	Case Name	Movant	Decision	Pendency (months)	Decision Date
1:02cv03757	Dunkin' Donuts Inc, et al v. Heijammer Inc, et al	Plaintiff	Denied without Prejudice	7.96	6/9/2003

Der-Yeghiayan, Samuel

Total Decisions: 13

Total Granted: 7

Total Denied: 6

Total Granted in Part, Denied in Part: 0

Overall Win Rate: 53.8%

Average Time to Decision: 2.6 months from motion filing

Case Number	Case Name	Movant	Decision	Pendency (months)	Decision Date
1:02cv05925	MB Fin Bk N A v. MB RE Svc L L C	Plaintiff	Denied	13.42	11/20/2003
1:04cv04903	Grubb & Ellis Affl v. VIP-D'Alessandro LLC	Plaintiff	Denied	0.26	8/3/2004
1:05cv03088	Friendship Partnership v. Tiger Distributing, Inc.	Plaintiff	Granted	4.14	9/28/2005
1:04cv07165	Trudeau, et al v. Lanoue, et al	Plaintiff	Granted	0.20	12/20/2004
1:06cv00399	Freudenberg Household Products LP v. Time Inc et al	Plaintiff	Denied	2.27	4/18/2006
1:07cv03993	Aguila Records, Inc. v. Federico	Plaintiff	Denied without Prejudice	0.46	8/21/2007
1:07cv03993	Aguila Records, Inc. v. Federico	Plaintiff	Denied without Prejudice	6.51	3/26/2008
1:07cv03993	Aguila Records, Inc. v. Federico	Plaintiff	Denied without Prejudice	5.30	3/26/2008
1:09cv00429	Starcom Mediavest Group, Inc. v. Torres et al	Plaintiff	Granted	0.13	2/20/2009
1:09cv00429	Starcom Mediavest Group, Inc. v. Torres et al	Plaintiff	Granted	0.10	2/13/2009
1:12cv05523	Deckers Outdoor Corporation v. Does 1-100	Plaintiff	Granted	0.13	8/7/2012
1:12cv07297	Deckers Outdoor Corporation v. Does 1-100	Plaintiff	Granted	0.16	10/2/2012
1:12cv09285	Deckers Outdoor Corporation v. Does 1-100	Plaintiff	Granted	0.20	12/12/2012

Dow, Robert

Total Decisions: 3

Total Granted: 3

Total Denied: 0

Total Granted in Part, Denied in Part: 0

Overall Win Rate: 100.0%

Average Time to Decision: 2.0 months from motion filing

Case Number	Case Name	Movant	Decision	Pendency (months)	Decision Date
1:10cv04237	QFA Royalties LLC et al v. Shree Apne, Inc. et al	Plaintiff	Granted	1.35	8/19/2010
1:10cv06697	7-Eleven, Inc. v. Spear et al	Plaintiff	Granted	4.44	3/3/2011
1:12cv06806	Deckers Outdoor Corporation v. Does 1-100	Plaintiff	Granted	0.16	9/11/2012

Feinerman, Gary

Total Decisions: 3
 Total Granted: 3
 Total Denied: 0
 Total Granted in Part, Denied in Part: 0
 Overall Win Rate: 100.0%
 Average Time to Decision: 0.2 months from motion filing

Case Number	Case Name	Movant	Decision	Pendency (months)	Decision Date
1:12cv07678	Deckers Outdoor Corporation v. Does 1-100	Plaintiff	Granted	0.16	10/16/2012
1:12cv08188	Deckers Outdoor Corporation v. Does 1-100	Plaintiff	Granted	0.16	10/29/2012
1:12cv09486	Deckers Outdoor Corporation v. Does 1-100	Plaintiff	Granted	0.20	12/13/2012

Gettleman, Robert

Total Decisions: 3
 Total Granted: 2
 Total Denied: 1
 Total Granted in Part, Denied in Part: 0
 Overall Win Rate: 66.7%
 Average Time to Decision: 2.8 months from motion filing

Case Number	Case Name	Movant	Decision	Pendency (months)	Decision Date
1:03cv05181	Lorillard Tobacco Co, et al v. Agarwal, INc, et al	Plaintiff	Granted	0.36	8/5/2003
1:03cv05540	Lorillard Tobacco Co, et al v. Amoco & Food Shop 5, et al	Plaintiff	Granted	0.46	8/25/2003
1:08cv02690	Brickstop Corporation v. Valley View Industries, H.C., Inc.	Plaintiff	Denied	7.60	1/23/2009

Gottschall, Joan

Total Decisions: 5
 Total Granted: 5
 Total Denied: 0
 Total Granted in Part, Denied in Part: 0
 Overall Win Rate: 100.0%
 Average Time to Decision: 2.5 months from motion filing

Case Number	Case Name	Movant	Decision	Pendency (months)	Decision Date
1:03cv08850	Mid-America Propane v. Milton, et al	Plaintiff	Granted	0.03	12/10/2003
1:03cv04753	Lorillard Tobacco Co v. Elston Self Svc, et al	Plaintiff	Granted	1.88	9/4/2003
1:05cv04877	Personeta Inc v. Persona Software Inc.	Plaintiff	Granted	2.60	12/21/2005
1:99cv07109	Adams Apple Dist v. Dan Dong Lamp	Plaintiff	Granted	0.66	11/22/1999
1:09cv03283	Swanson Tool Company, Inc. vs. Illinois Industrial Tool, Inc., et al	Plaintiff	Granted	7.17	1/5/2010

Grady, John

Total Decisions: 4

Total Granted: 0

Total Denied: 4

Total Granted in Part, Denied in Part: 0

Overall Win Rate: 0.0%

Average Time to Decision: 0.2 months from motion filing

Case Number	Case Name	Movant	Decision	Pendency (months)	Decision Date
1:92cv03180	Midas Intl Corp v. Willard Enterprises, et al	Plaintiff	Denied	0.69	6/24/1992
1:94cv02338	John O Butler Co v. U S Dentek Corp	Plaintiff	Denied	0.13	5/2/1994
1:96cv02960	Eden Foods Inc v. Whole Foods Mkt MW, et al	Plaintiff	Denied	0.10	5/20/1996
1:05cv03146	Rosati's Franchise Systems, Inc. et al v. Rosati et al	Plaintiff	Denied	0.07	2/1/2006

Guzman, Ronald

Total Decisions: 9

Total Granted: 5

Total Denied: 3

Total Granted in Part, Denied in Part: 1

Overall Win Rate: 61.1%

Average Time to Decision: 1.3 months from motion filing

Case Number	Case Name	Movant	Decision	Pendency (months)	Decision Date
1:94cv04468	Automated Prod Inc v. FMB, et al	Plaintiff	Denied	0.30	9/15/1994
1:94cv04468	Automated Prod Inc v. FMB, et al	Defendant	Granted	0.30	9/15/1994
1:93cv00897	Doctors Assc Inc v. Ramadan	Plaintiff	Denied	0.56	3/5/1993
1:92cv03700	Soft Sheen Prod Inc, et al v. Big Kay Inc, et al	Plaintiff	Granted	0.56	6/25/1992
1:94cv02656	Thomas & Betts Corp, et al v. Panduit Corp	Plaintiff	Granted	7.37	12/14/1994
1:94cv02656	Thomas & Betts Corp, et al v. Panduit Corp	Plaintiff	Denied	2.07	12/21/1995
1:11cv07970	Deckers Outdoor Corporation v. DOES 1-101 et al	Plaintiff	Granted in part, Denied in Part	0.26	12/15/2011
1:11cv07970	Deckers Outdoor Corporation v. DOES 1-101 et al	Plaintiff	Granted	0.03	12/15/2011
1:12cv00377	Deckers Outdoor Corporation v. DOES 1-100 et al	Plaintiff	Granted	0.26	2/10/2012

Hart, William

Total Decisions: 6

Total Granted: 4

Total Denied: 2

Total Granted in Part, Denied in Part: 0

Overall Win Rate: 66.7%

Average Time to Decision: 2.1 months from motion filing

Case Number	Case Name	Movant	Decision	Pendency (months)	Decision Date
1:91cv05056	Raquette Sales Div v. Barker, et al	Plaintiff	Granted	0.66	9/5/1991
1:91cv08273	Ford Motor Company v. Cook, et al	Plaintiff	Granted	8.09	8/28/1992
1:03cv05833	Lorillard Tobacco Co v. A & E Oil Inc, et al	Plaintiff	Granted	0.95	9/18/2003
1:90cv05833	Chgo Blackhawk v. Madsen	Plaintiff	Granted	2.76	1/4/1991
1:90cv05833	Chgo Blackhawk v. Madsen	Plaintiff	Denied without Prejudice	0.00	11/27/1990
1:08cv00297	Northern Trust Corporation v. JPMorgan Chase & Co.	Plaintiff	Denied	0.23	1/23/2008

Hibbler, William

Total Decisions: 5

Total Granted: 2

Total Denied: 3

Total Granted in Part, Denied in Part: 0

Overall Win Rate: 40.0%

Average Time to Decision: 1.3 months from motion filing

Case Number	Case Name	Movant	Decision	Pendency (months)	Decision Date
1:99cv07778	Gaffrig Performance v. Livorsi Marine Inc	Defendant	Denied	1.58	11/9/2000
1:99cv07778	Gaffrig Performance v. Livorsi Marine Inc	Defendant	Denied	1.58	11/9/2000
1:99cv06418	Follett Higher Ed, et al v. Davis, et al	Plaintiff	Granted	3.19	1/4/2000
1:06cv05157	New Blue, Inc. et al v. DePaul et al	Plaintiff	Denied	0.16	9/27/2006
1:10cv03755	United States Soccer Federation, Inc. v. TSA Stores, Inc.	Plaintiff	Granted	0.03	6/18/2010

Holderman, James

Total Decisions: 6

Total Granted: 3

Total Denied: 0

Total Granted in Part, Denied in Part: 3

Overall Win Rate: 75.0%

Average Time to Decision: 4.7 months from motion filing

Case Number	Case Name	Movant	Decision	Pendency (months)	Decision Date
1:91cv03491	Waldmann Lighting v. Halogen Lighting, et al	Plaintiff	Granted in part, Denied in Part	23.42	6/30/1993
1:92cv03588	NBA Properties, Inc v. Various John Does, et al	Plaintiff	Granted	0.26	6/9/1992
1:94cv00997	Amer Favorite v. Mithwani, et al	Plaintiff	Granted	0.36	2/28/1994
1:94cv05567	Hlth o Meter Inc v. Terraillon Corp	Plaintiff	Granted in part, Denied in Part	4.14	1/30/1995
1:96cv05471	C Gunther Co Inc v. Menards Inc, et al	Plaintiff	Granted	0.03	8/30/1996
1:00cv02684	Appsmall Com LLC v. Watters	Plaintiff	Granted in part, Denied in Part	0.03	5/4/2000

Kendall, Virginia

Total Decisions: 3

Total Granted: 2

Total Denied: 0

Total Granted in Part, Denied in Part: 1

Overall Win Rate: 83.3%

Average Time to Decision: 7.6 months from motion filing

Case Number	Case Name	Movant	Decision	Pendency (months)	Decision Date
1:08cv00526	Miyano Machinery USA Inc. v. MiyanoHitec Machinery, Inc. et al	Plaintiff	Granted	7.14	9/5/2008
1:09cv06279	E.B.N. Enterprises, Inc. v. C.L. Creative Images, Inc. et al	Plaintiff	Granted in part, Denied in Part	15.30	3/28/2011
1:12cv04828	Live Nation Merchandise, Inc. v. Various John Does et al	Plaintiff	Granted	0.49	7/3/2012

Kennelly, Matthew

Total Decisions: 5

Total Granted: 3

Total Denied: 2

Total Granted in Part, Denied in Part: 0

Overall Win Rate: 60.0%

Average Time to Decision: 0.8 months from motion filing

Case Number	Case Name	Movant	Decision	Pendency (months)	Decision Date
1:04cv01301	Lorillard Tobacco, et al v. Noora Ent Inc, et al	Plaintiff	Granted	0.03	2/20/2004
1:00cv01394	St Croix of Pk Falls v. Maurice Sporting, et al	Defendant	Denied	2.66	7/28/2000
1:07cv03897	Square D Company v. Gaffney-Kroese Supply Corporation	Plaintiff	Granted	0.10	9/13/2007
1:99cv06679	BCBS Assn v. Amer Express Co	Plaintiff	Denied	0.99	11/12/1999
1:12cv04316	Deckers Outdoor Corporation v. DOES 1-100	Plaintiff	Granted	0.23	6/26/2012

Keys, Arlander

Total Decisions: 1

Total Granted: 1

Total Denied: 0

Total Granted in Part, Denied in Part: 0

Overall Win Rate: 100.0%

Average Time to Decision: 1.5 months from motion filing

Case Number	Case Name	Movant	Decision	Pendency (months)	Decision Date
1:02cv02171	Kraft Foods Holdings v. Helm	Plaintiff	Granted	1.48	6/7/2002

Kocoras, Charles

Total Decisions: 14

Total Granted: 11

Total Denied: 3

Total Granted in Part, Denied in Part: 0

Overall Win Rate: 78.6%

Average Time to Decision: 1.3 months from motion filing

Case Number	Case Name	Movant	Decision	Pendency (months)	Decision Date
1:93cv01458	Noddings Inv Grp Inc v. Kelley, et al	Plaintiff	Granted	11.84	3/17/1994
1:99cv05081	Estwing Mfg Co Inc v. Charles Amash	Plaintiff	Granted	0.23	8/11/1999
1:99cv05081	Estwing Mfg Co Inc v. Charles Amash	Plaintiff	Granted	0.23	8/11/1999
1:03cv07961	HBH Ltd Partnership, et al v. Denning, et al	Plaintiff	Granted	0.10	11/13/2003
1:93cv01533	NBA Prop Inc, et al v. YMG Inc, et al	Plaintiff	Granted	0.30	3/25/1993
1:93cv03104	Peter, et al v. Malibu E Ltd, et al	Plaintiff	Denied	0.00	5/28/1993
1:93cv04396	Winner Intl Inc v. Ultra Hardward Prod	Plaintiff	Denied	0.26	8/11/1993
1:94cv03178	Brach Van Houten, et al v. Save Brach Coalition	Plaintiff	Granted	0.46	6/21/1994
1:94cv03178	Brach Van Houten, et al v. Save Brach Coalition	Plaintiff	Granted	0.69	9/16/1994
1:95cv05388	Fluid Mgt Ltd Prt v. Blow, et al	Plaintiff	Denied	0.72	12/14/1995
1:96cv02210	Amer Dairy Queen v. Hamilton	Plaintiff	Granted	2.53	7/11/1996
1:94cv04398	Grateful Dead Prod, et al v. Does 1-500	Plaintiff	Granted	0.00	7/20/1994
1:12cv08889	Deckers Outdoor Corporation v. Does 1-100	Plaintiff	Granted	0.23	11/27/2012
1:12cv08528	Deckers Outdoor Corporation v. Does 1-100	Plaintiff	Granted	0.23	11/8/2012

Lefkow, Joan

Total Decisions: 7

Total Granted: 3

Total Denied: 4

Total Granted in Part, Denied in Part: 0

Overall Win Rate: 42.9%

Average Time to Decision: 3.9 months from motion filing

Case Number	Case Name	Movant	Decision	Pendency (months)	Decision Date
1:90cv05758	Erico Products Inc v. B-Line Systems Inc, et al	Plaintiff	Denied	4.61	2/28/1991
1:90cv05758	Erico Products Inc v. B-Line Systems Inc, et al	Plaintiff	Denied	0.00	3/19/1991
1:00cv05230	Ty Inc v. Softbelly's Inc, et al	Plaintiff	Denied	9.61	3/22/2004
1:08cv06047	Leidseplein Presse, B.V. v. Various John Does et al	Plaintiff	Granted	0.43	11/6/2008
1:96cv04502	TMT N Amer Inc v. Magic Touch GmbH, et al	Plaintiff	Granted	6.25	3/18/1997
1:96cv04502	TMT N Amer Inc v. Magic Touch GmbH, et al	Defendant	Denied	5.95	3/20/1997
1:08cv06047	Leidseplein Presse, B.V. v. Various John Does et al	Plaintiff	Granted	0.23	7/16/2009

Leinenweber, Harry

Total Decisions: 15

Total Granted: 12

Total Denied: 3

Total Granted in Part, Denied in Part: 0

Overall Win Rate: 80.0%

Average Time to Decision: 1.3 months from motion filing

Case Number	Case Name	Movant	Decision	Pendency (months)	Decision Date
1:91cv03974	Vuitton v. Does, et al	Plaintiff	Granted	0.07	6/28/1991
1:91cv03979	Vuitton v. Bags, et al	Plaintiff	Granted	0.07	6/28/1991
1:02cv04957	Amer Soc of Plumbing v. TMB Publishing Inc, et al	Plaintiff	Denied	1.71	9/6/2002
1:02cv04957	Amer Soc of Plumbing v. TMB Publishing Inc, et al	Defendant	Granted	0.95	9/6/2002
1:04cv06207	Bravado Intl Grp, et al v. Does, et al	Plaintiff	Granted	0.03	9/28/2004
1:91cv03972	Vuitton v. Does, et al	Plaintiff	Granted	0.07	6/28/1991
1:92cv03716	Jemm Wholesale Meat v. Jeremy & Jeremy, et al	Plaintiff	Granted	0.00	6/23/1992
1:93cv06174	Sunmark Inc v. Ocean Spray	Plaintiff	Denied	12.70	11/30/1994
1:94cv00263	Pride Commc Ltd Prt v. WCKG Inc, et al	Plaintiff	Granted	0.39	1/26/1994
1:94cv03537	World Cup USA 1994, et al v. John Does 1-50, et al	Plaintiff	Granted	0.39	6/21/1994
1:96cv00278	Candle Corp Amer v. Lancaster Colony	Plaintiff	Denied	0.46	1/31/1996
1:91cv03975	Vuitton v. Woo, et al	Plaintiff	Granted	0.07	6/28/1991
1:91cv03978	Vuitton v. Edison Park Shoe, et al	Plaintiff	Granted	0.07	6/28/1991
1:06cv05244	F.E.A., Inc. v. Various John Does et al	Plaintiff	Granted	0.46	10/12/2006
1:10cv02608	Unilever Canada, Inc. et al v. Wells Import, Inc.	Plaintiff	Granted	1.35	9/28/2010

Lindberg, George

Total Decisions: 7

Total Granted: 3

Total Denied: 3

Total Granted in Part, Denied in Part: 1

Overall Win Rate: 50.0%

Average Time to Decision: 1.6 months from motion filing

Case Number	Case Name	Movant	Decision	Pendency (months)	Decision Date
1:03cv05757	Lorillard Tobacco Co, et al v. Sahar Foods Inc, et al	Plaintiff	Granted	0.76	9/10/2003
1:92cv05419	Koretz, et al v. Heffernan, et al	Plaintiff	Denied	5.99	3/23/1993
1:93cv01298	Pet-Ag Inc v. Farnam Co Inc	Defendant	Denied	0.00	4/8/1993
1:93cv03588	Grateful Dead Prod, et al v. Does 1-500	Plaintiff	Granted	0.00	6/16/1993
1:94cv00988	P P & K Inc v. McCumber, et al	Plaintiff	Granted in part, Denied in Part	3.78	6/20/1994
1:95cv01204	IDS Life Ins Co v. Sunamerica Inc, et al	Plaintiff	Granted	0.00	2/28/1995
1:10cv07056	American Taxi Dispatch, Inc. v. #1 American Flat Fare et al	Plaintiff	Denied	0.79	3/7/2011

Manning, Blanche

Total Decisions: 3

Total Granted: 3

Total Denied: 0

Total Granted in Part, Denied in Part: 0

Overall Win Rate: 100.0%

Average Time to Decision: 1.0 months from motion filing

Case Number	Case Name	Movant	Decision	Pendency (months)	Decision Date
1:99cv06666	Natl Assc for Stock v. Freeman	Plaintiff	Granted	0.13	1/10/2000
1:09cv05055	Seko Worldwide, LLC et al v. Seko Logistics India Private Limited et al	Plaintiff	Granted	1.78	10/27/2009
1:10cv06742	Lorillard Tobacco Company v. Brothers 5 Inc., et al	Plaintiff	Granted	1.15	11/23/2010

Marovich, George

Total Decisions: 1
 Total Granted: 0
 Total Denied: 1
 Total Granted in Part, Denied in Part: 0
 Overall Win Rate: 0.0%
 Average Time to Decision: 0.0 months from motion filing

Case Number	Case Name	Movant	Decision	Pendency (months)	Decision Date
1:92cv08431	Isle of Man, et al v. Svc Mdse Inc, et al	Plaintiff	Denied	0.00	6/22/1993

Mason, Michael

Total Decisions: 2
 Total Granted: 1
 Total Denied: 1
 Total Granted in Part, Denied in Part: 0
 Overall Win Rate: 50.0%
 Average Time to Decision: 9.2 months from motion filing

Case Number	Case Name	Movant	Decision	Pendency (months)	Decision Date
1:02cv01823	Logan Graphic Prod v. Textus USA Inc, et al	Plaintiff	Granted	8.39	5/2/2003
1:06cv02460	After Hours Formalwear, Inc. v. Tuxedos, Inc.and et al	Plaintiff	Denied	9.97	3/8/2007

Nolan, Nan

Total Decisions: 2
 Total Granted: 2
 Total Denied: 0
 Total Granted in Part, Denied in Part: 0
 Overall Win Rate: 100.0%
 Average Time to Decision: 0.4 months from motion filing

Case Number	Case Name	Movant	Decision	Pendency (months)	Decision Date
1:00cv04019	Knights Franchise v. Tollway Motel, et al	Plaintiff	Granted	0.36	7/18/2000
1:100cv04019	Knights Franchise v. Tollway Motel, et al	Plaintiff	Granted	0.36	7/18/2000

Norgle, Charles

Total Decisions: 19

Total Granted: 14

Total Denied: 5

Total Granted in Part, Denied in Part: 0

Overall Win Rate: 73.7%

Average Time to Decision: 1.6 months from motion filing

Case Number	Case Name	Movant	Decision	Pendency (months)	Decision Date
1:03cv05716	Lorillard Tobacco Co, et al v. ABC Corp, et al	Plaintiff	Granted	0.00	8/15/2003
1:91cv02712	Eveready Battery Co v. Adolph Coors Company, et al	Plaintiff	Denied	0.16	5/15/1991
1:03cv05104	Lorillard Tobacco Co v. Mashni Corp	Plaintiff	Granted	0.00	7/23/2003
1:03cv07597	Lorillard Tobacco, et al v. Hawthorne Race, et al	Plaintiff	Granted	0.03	10/28/2003
1:05cv05034	National Council of Young Men's Christian Associations of the United States of America v. Human Kinetics Inc.	Plaintiff	Granted	3.91	3/15/2006
1:91cv00860	Original Great Amer v. River Valley Cookies, et al	Plaintiff	Denied	7.66	10/4/1991
1:91cv00860	Original Great Amer v. River Valley Cookies, et al	Defendant	Granted	6.35	10/4/1991
1:91cv00860	Original Great Amer v. River Valley Cookies, et al	Plaintiff	Granted	0.00	10/2/1992
1:93cv07560	Hetzer, et al v. MHV Prod Inc, et al	Plaintiff	Granted	0.56	2/14/1994
1:93cv07850	IDS Fin Svc Inc, et al v. Smithson	Plaintiff	Granted	1.18	2/4/1994
1:93cv07850	IDS Fin Svc Inc, et al v. Smithson	Plaintiff	Granted	0.46	2/4/1994
1:95cv01446	August Storck KG, et al v. Nabisco Inc	Plaintiff	Granted	0.36	3/20/1995
1:95cv01446	August Storck KG, et al v. Nabisco Inc	Defendant	Denied	0.00	3/22/1995
1:00cv05230	Ty Inc v. Softbelly's Inc, et al	Plaintiff	Granted	5.10	2/9/2001
1:00cv05230	Ty Inc v. Softbelly's Inc, et al	Defendant	Denied	1.88	5/17/2001
1:09cv01912	Dunkin' Donuts Franchised Restaurants LLC v. Elkhatib et al	Plaintiff	Granted	0.03	3/31/2009
1:09cv01912	Dunkin' Donuts Franchised Restaurants LLC v. Elkhatib et al	Plaintiff	Granted	2.80	7/17/2009
1:10cv05320	Cricket Communications, Inc. v. ABC Wireless Choice	Plaintiff	Granted	0.26	9/17/2010
1:10cv07060	American Taxi Dispatch, Inc. v. Bieskovska et al	Plaintiff	Denied	0.36	1/14/2011

Pallmeyer, Rebecca

Total Decisions: 2

Total Granted: 2

Total Denied: 0

Total Granted in Part, Denied in Part: 0

Overall Win Rate: 100.0%

Average Time to Decision: 0.5 months from motion filing

Case Number	Case Name	Movant	Decision	Pendency (months)	Decision Date
1:03cv05186	Lorillard Tobacco Co, et al v. Royal Buying Grp Inc, et al	Plaintiff	Granted	0.92	8/22/2003
1:12cv08736	Deckers Outdoor Corporation v. Does 1-100	Plaintiff	Granted	0.16	11/19/2012

Plunkett, Paul

Total Decisions: 4

Total Granted: 4

Total Denied: 0

Total Granted in Part, Denied in Part: 0

Overall Win Rate: 100.0%

Average Time to Decision: 0.1 months from motion filing

Case Number	Case Name	Movant	Decision	Pendency (months)	Decision Date
1:95cv00879	Ameritech Corp v. Matrix Mobile Tech, et al	Plaintiff	Granted	0.00	2/22/1995
1:95cv00879	Ameritech Corp v. Matrix Mobile Tech, et al	Plaintiff	Granted	0.00	2/22/1995
1:93cv03226	Remax of N IL v. Teske, et al	Plaintiff	Granted	0.00	5/28/1993
1:92cv06894	Power Svc Prod Inc v. Valvtect Petroleum	Plaintiff	Granted	0.46	11/17/1992

Shadur, Milton

Total Decisions: 12

Total Granted: 5

Total Denied: 7

Total Granted in Part, Denied in Part: 0

Overall Win Rate: 41.7%

Average Time to Decision: 2.0 months from motion filing

Case Number	Case Name	Movant	Decision	Pendency (months)	Decision Date
1:02cv01941	Ramada Franchise v. Royal Vale, et al	Plaintiff	Granted	0.53	4/5/2002
1:05cv03166	Acushnet Co. v. Cam Golf	Plaintiff	Granted	0.66	7/26/2005
1:02cv09014	Direct Mkg Concepts v. Trudeau, et al	Plaintiff	Denied without Prejudice	3.59	3/31/2003
1:02cv09014	Direct Mkg Concepts v. Trudeau, et al	Defendant	Denied without Prejudice	2.53	3/31/2003
1:03cv03988	Nuveen Inv Inc v. CDC Ixis Asset Mgt N	Plaintiff	Denied	1.45	7/25/2003
1:03cv05037	Lorillard Tobacco Co, et al v. SRD Food & Liquor, et al	Plaintiff	Granted	0.99	8/20/2003
1:90cv05943	Computer Care v. Service Systems Ent, et al	Plaintiff	Granted	5.23	3/20/1991
1:91cv01978	Liqui-Green Lawn Car v. S C Johnson & Son In	Plaintiff	Denied	0.99	5/31/1991
1:92cv00947	Ohio Art Co v. Lewis Galoob Toys, et al	Plaintiff	Denied	5.00	7/20/1992
1:07cv01762	Red Bull North America Inc. et al v. Selective Publishing, Inc et al	Plaintiff	Granted	0.92	4/26/2007
1:09cv07934	OpticsPlanet, Inc. v. Opticsale, Inc. et al	Defendant	Denied	1.28	2/26/2010
1:09cv07934	OpticsPlanet, Inc. v. Opticsale, Inc. et al	Plaintiff	Denied	0.69	2/26/2010

St. Eve, Amy

Total Decisions: 8

Total Granted: 5

Total Denied: 2

Total Granted in Part, Denied in Part: 1

Overall Win Rate: 68.8%

Average Time to Decision: 1.1 months from motion filing

Case Number	Case Name	Movant	Decision	Pendency (months)	Decision Date
1:03cv06070	Pure Imagination Inc v. Pure Imagination	Plaintiff	Granted	0.59	3/2/2004
1:06cv04740	Carey et al v. Does et al	Plaintiff	Granted	0.16	9/11/2006
1:07cv02602	American Taxi Dispatch, Inc. v. American Metro Taxi & Limo Co.	Plaintiff	Granted in part, Denied in Part	2.83	12/10/2007
1:07cv03012	Six Continents Hotels, Inc. et al v. Hillside Hospitality, Inc. et al	Plaintiff	Granted	2.53	8/17/2007
1:08cv00242	LG Electronics U.S.A., Inc. v. Whirlpool Corporation	Plaintiff	Denied	2.27	3/19/2008
1:09cv02233	Garibay v. Zepeda et al	Defendant	Denied without Prejudice	0.03	9/1/2009
1:12cv07959	Deckers Outdoor Corporation v. Does 1 through 100	Plaintiff	Granted	0.26	10/25/2012
1:12cv09120	Deckers Outdoor Corporation v. Does 1-100	Plaintiff	Granted	0.10	11/29/2012

Zagel, James

Total Decisions: 12

Total Granted: 9

Total Denied: 2

Total Granted in Part, Denied in Part: 1

Overall Win Rate: 79.2%

Average Time to Decision: 0.7 months from motion filing

Case Number	Case Name	Movant	Decision	Pendency (months)	Decision Date
1:04cv02409	Beneficial Corp, et al v. Does, et al	Plaintiff	Granted	0.13	4/13/2004
1:04cv02409	Beneficial Corp, et al v. Does, et al	Plaintiff	Denied without Prejudice	0.07	4/23/2004
1:04cv02409	Beneficial Corp, et al v. Does, et al	Plaintiff	Granted	0.07	5/27/2004
1:04cv02409	Beneficial Corp, et al v. Does, et al	Plaintiff	Denied without Prejudice	0.07	6/24/2004
1:05cv00133	Krinos Foods Inc, et al v. Eva Inv Inc, et al	Plaintiff	Granted	0.36	1/24/2005
1:05cv02560	Giordano's Enterprises, Inc. v. Vaiopolous	Plaintiff	Granted	0.89	5/26/2005
1:92cv02480	Meineke Discount v. Kennedy	Plaintiff	Granted	0.23	4/22/1992
1:92cv05466	Great Southern Co, et al v. Irvin, et al	Plaintiff	Granted	0.23	8/20/1992
1:94cv01798	Racing Champions Inc v. Play Zone Inc, et al	Plaintiff	Granted	0.23	4/5/1994
1:99cv05565	Ty Inc v. Pub Intl Inc, et al	Plaintiff	Granted	3.62	1/24/2000
1:09cv03399	Aguila Records, Inc. et al v. Nueva Generacion Music Group, Inc. et al	Plaintiff	Granted in part, Denied in Part	1.81	7/30/2009
1:12cv09864	Oakley, Inc. v. Does 1-100	Plaintiff	Granted	0.20	12/27/2012

Illinois Southern

The dockets of trademark cases in Illinois Southern were examined to identify decisions on contested preliminary injunction motions. The number of decisions found, the number granted, and the number denied are as follows:

Total Decisions: 3

Total Granted: 0 Plaintiff Granted: 0 Defendant Granted: 0

Total Denied: 3 Plaintiff Denied: 3 Defendant Denied: 0

Total Granted in Part, Denied in Part: 0 Plaintiff Granted in Part: 0

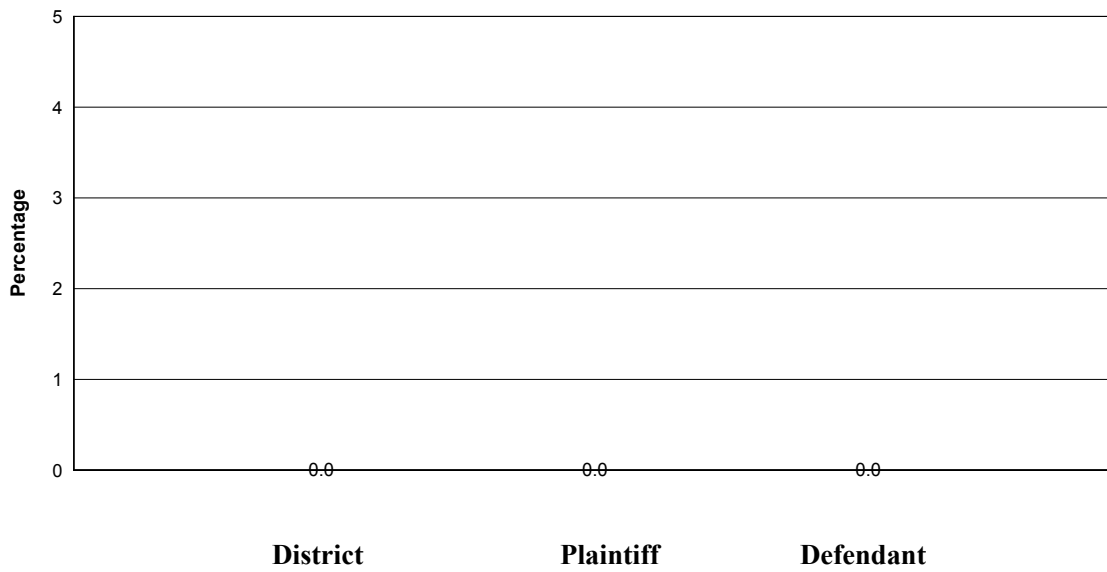
Defendant Granted in Part: 0

Plaintiff Win Rate: 0.0%

Defendant Win Rate: 0.0%

Overall Win Rate: 0.0%

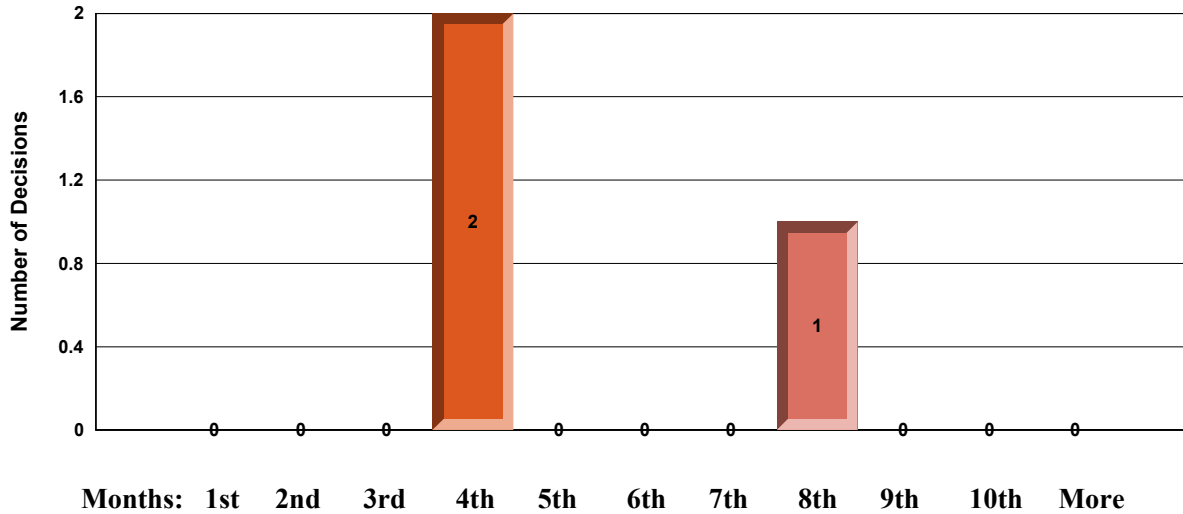
Contested Win Rates on Motions



The average time from motion filing to decision was 4.7 months from motion filing. The distribution of times to decision for these motions is illustrated in the chart below.

Distribution of Decisions

For Illinois Southern



Gilbert, John

Total Decisions: 3

Total Granted: 0

Total Denied: 3

Total Granted in Part, Denied in Part: 0

Overall Win Rate: 0.0%

Average Time to Decision: 4.7 months from motion filing

Case Number	Case Name	Movant	Decision	Pendency (months)	Decision Date
4:03cv04003	Fedders Corporation v. Elite Classics, et al	Plaintiff	Denied	3.09	5/1/2003
4:03cv04003	Fedders Corporation v. Elite Classics, et al	Plaintiff	Denied	3.03	5/1/2003
4:06cv04027	Ramada Worldwide, Inc. v. Patel & Rishi et al	Plaintiff	Denied without Prejudice	7.93	9/29/2006

Indiana Northern

The dockets of trademark cases in Indiana Northern were examined to identify decisions on contested preliminary injunction motions. The number of decisions found, the number granted, and the number denied are as follows:

Total Decisions: 9

Total Granted: 5 Plaintiff Granted: 5 Defendant Granted: 0

Total Denied: 4 Plaintiff Denied: 4 Defendant Denied: 0

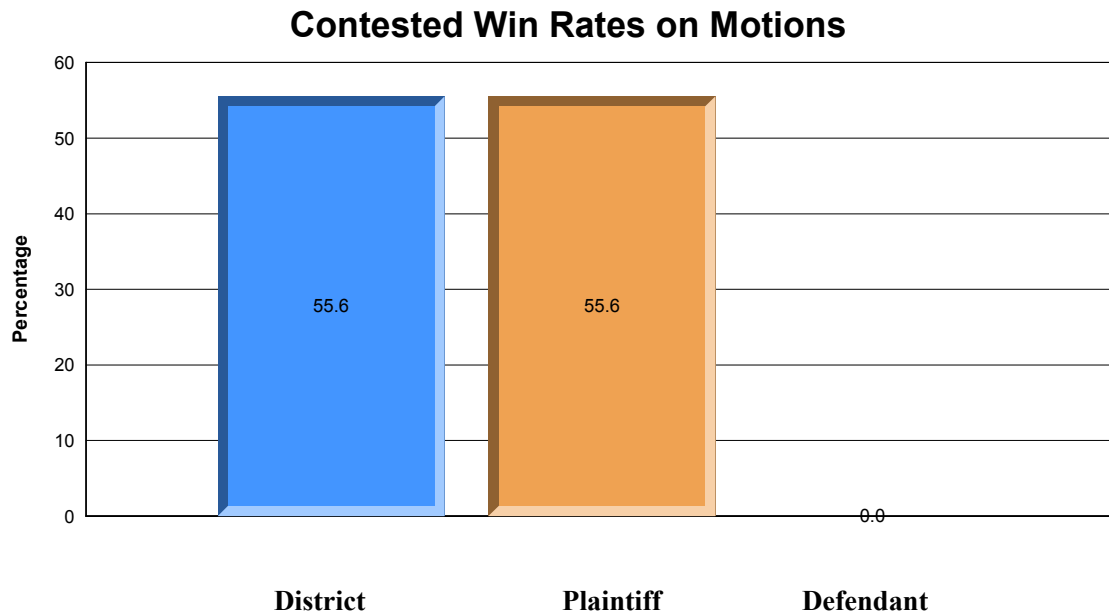
Total Granted in Part, Denied in Part: 0 Plaintiff Granted in Part: 0

Defendant Granted in Part: 0

Plaintiff Win Rate: 55.6%

Defendant Win Rate: 0.0%

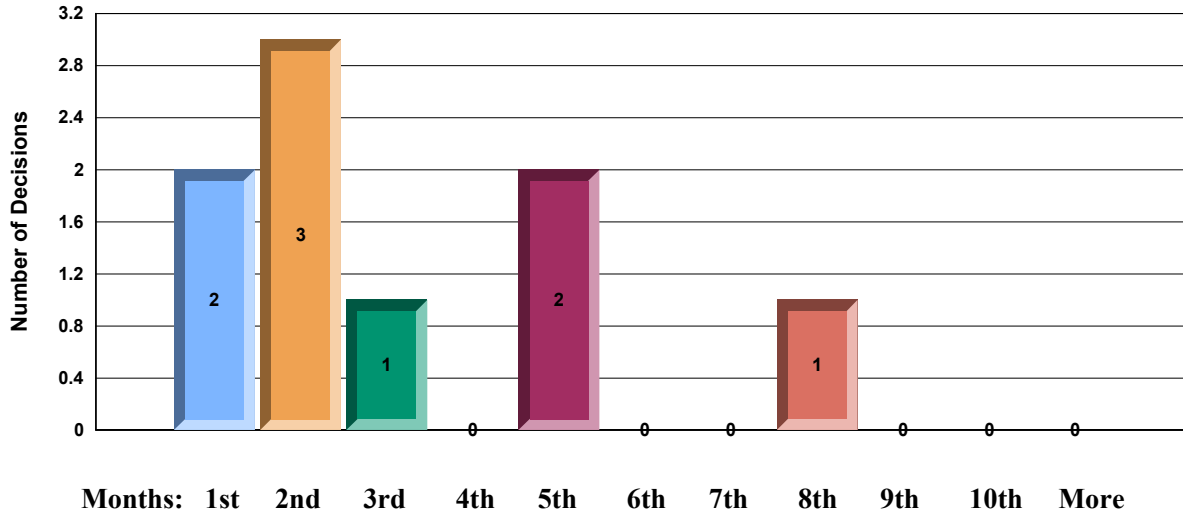
Overall Win Rate: 55.6%



The average time from motion filing to decision was 2.6 months from motion filing. The distribution of times to decision for these motions is illustrated in the chart below.

Distribution of Decisions

For Indiana Northern



Lee, William

Total Decisions: 2

Total Granted: 2

Total Denied: 0

Total Granted in Part, Denied in Part: 0

Overall Win Rate: 100.0%

Average Time to Decision: 2.9 months from motion filing

Case Number	Case Name	Movant	Decision	Pendency (months)	Decision Date
1:00cv00362	Vera Bradley Designs v. Stull	Plaintiff	Granted	4.38	1/29/2001
1:04cv00118	Parallax Power Supply LLC v. Victory Components Inc	Plaintiff	Granted	1.41	5/20/2004

Miller, Robert

Total Decisions: 7

Total Granted: 3

Total Denied: 4

Total Granted in Part, Denied in Part: 0

Overall Win Rate: 42.9%

Average Time to Decision: 2.5 months from motion filing

Case Number	Case Name	Movant	Decision	Pendency (months)	Decision Date
3:01cv00134	AM General Corp, et al v. Daimlerchrysler Corp	Plaintiff	Denied	2.20	5/25/2001
3:01cv00134	AM General Corp, et al v. Daimlerchrysler Corp	Plaintiff	Denied	7.57	2/28/2002
3:04cv00314	Villager Franchise Systems Inc v. Patel Motels Inc et al	Plaintiff	Granted	1.41	6/30/2004
3:97cv00649	Reins of Life Inc v. Vanity Fair Corp, et al	Plaintiff	Denied	0.30	10/8/1997
3:07cv00183	Vision Center Northwest Inc v. Vision Value LLC	Plaintiff	Granted	4.14	11/1/2007
1:09cv00015	Lincoln Financial Advisors Corporation v. Sagepoint Financial Inc	Plaintiff	Denied	1.68	4/2/2009
3:09cv00312	HMR Acquisition Company Inc v. Coast to Coast Advertising LLC	Plaintiff	Granted	0.26	7/24/2009

Indiana Southern

The dockets of trademark cases in Indiana Southern were examined to identify decisions on contested preliminary injunction motions. The number of decisions found, the number granted, and the number denied are as follows:

Total Decisions: 21

Total Granted: 14 Plaintiff Granted: 14 Defendant Granted: 0

Total Denied: 7 Plaintiff Denied: 7 Defendant Denied: 0

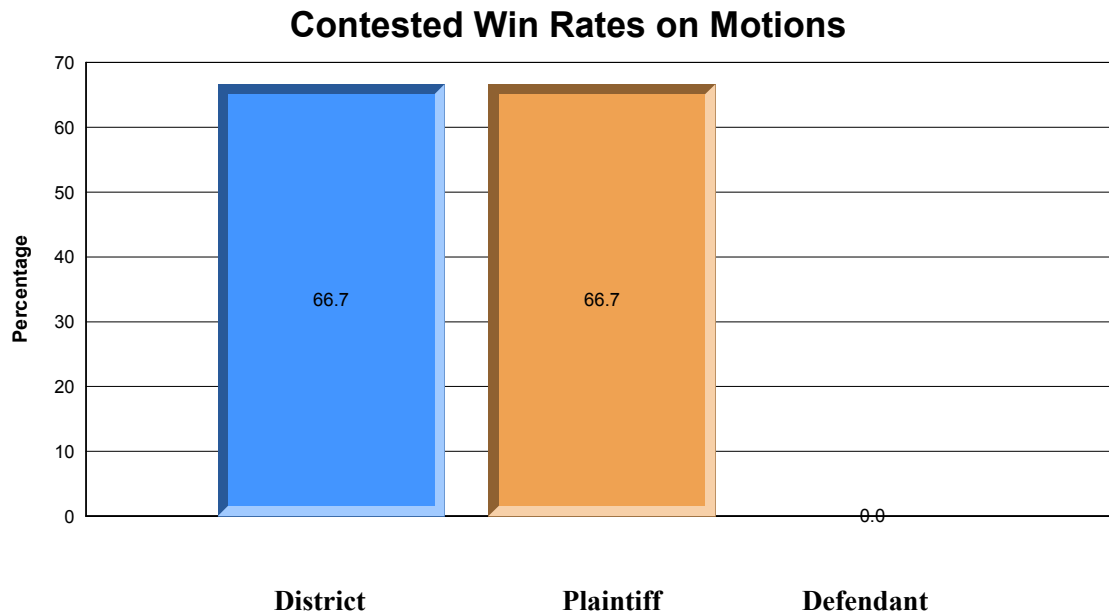
Total Granted in Part, Denied in Part: 0 Plaintiff Granted in Part: 0

Defendant Granted in Part: 0

Plaintiff Win Rate: 66.7%

Defendant Win Rate: 0.0%

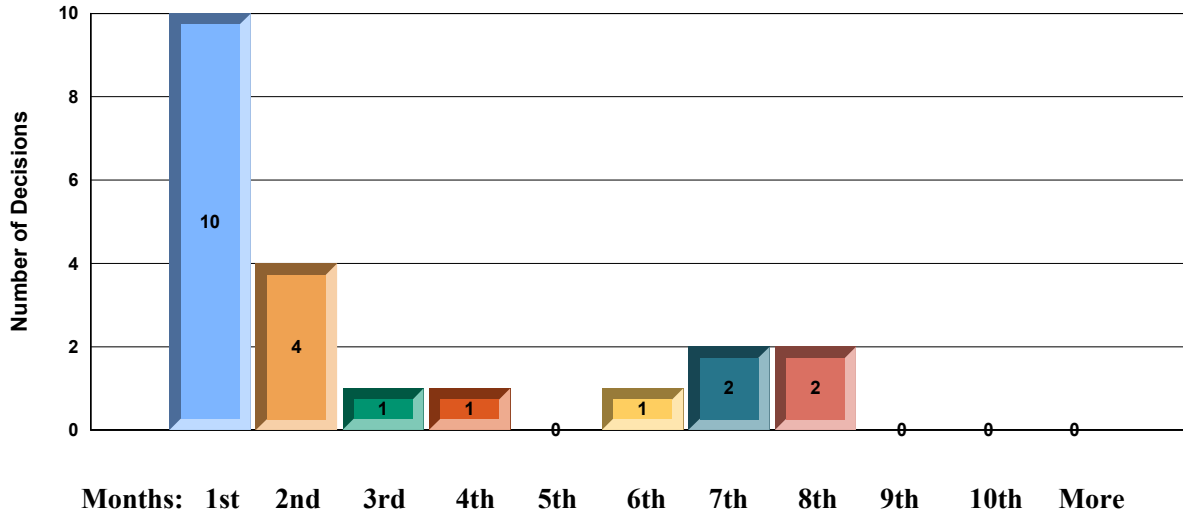
Overall Win Rate: 66.7%



The average time from motion filing to decision was 2.2 months from motion filing. The distribution of times to decision for these motions is illustrated in the chart below.

Distribution of Decisions

For Indiana Southern



Baker, Tim

Total Decisions: 1
 Total Granted: 1
 Total Denied: 0
 Total Granted in Part, Denied in Part: 0
 Overall Win Rate: 100.0%
 Average Time to Decision: 6.3 months from motion filing

Case Number	Case Name	Movant	Decision	Pendency (months)	Decision Date
1:11cv01386	AMERICAN PETROLEUM INSTITUTE v. TAILOR MADE OIL CO, LLC et al	Plaintiff	Granted	6.32	4/27/2012

Barker, Sarah

Total Decisions: 5

Total Granted: 5

Total Denied: 0

Total Granted in Part, Denied in Part: 0

Overall Win Rate: 100.0%

Average Time to Decision: 2.4 months from motion filing

Case Number	Case Name	Movant	Decision	Pendency (months)	Decision Date
1:94-CV-01930	MAYFLOWER TRANSIT INC V. ANN ARBOR WAREHOUSE	Plaintiff	Granted	7.57	7/10/1995
1:94-CV-01930	MAYFLOWER TRANSIT INC V. ANN ARBOR WAREHOUSE	Plaintiff	Granted	2.07	7/10/1995
1:95-CV-00438	DAYS INNS OF AMERICA, INC V. FAMILY MOTELS, INC !	Plaintiff	Granted	1.18	5/9/1995
1:97-CV-00901	INDIANAPOLIS MOTOR SPEEDWAY V. SPENCER, JOE	Plaintiff	Granted	0.76	6/27/1997
1:99-CV-00281	PHILIP MORRIS INCORPORATED V. ALLEN DISTRIBUTORS INC/	Plaintiff	Granted	0.33	4/12/1999

Lawrence, William

Total Decisions: 1

Total Granted: 0

Total Denied: 1

Total Granted in Part, Denied in Part: 0

Overall Win Rate: 0.0%

Average Time to Decision: 6.4 months from motion filing

Case Number	Case Name	Movant	Decision	Pendency (months)	Decision Date
1:09cv00398	BRUCE LEE ENTERPRISES, LLC v. ECKO.COMPLEX, LLC et al	Plaintiff	Denied without Prejudice	6.45	12/2/2009

McKinney, Larry

Total Decisions: 9

Total Granted: 7

Total Denied: 2

Total Granted in Part, Denied in Part: 0

Overall Win Rate: 77.8%

Average Time to Decision: 0.6 months from motion filing

Case Number	Case Name	Movant	Decision	Pendency (months)	Decision Date
1:03cv00651	GIANT MERCHANDISING v. JOHN DOES 1-100 et al	Plaintiff	Granted	0.00	5/6/2003
1:03cv01517	BRAVADO INTERNATIONAL GROUP MERCHANDISING SERVICES, INC. et al v. VARIOUS JOHN DOES et al	Plaintiff	Granted	0.03	10/17/2003
1:04cv00119	SOUTHERN YANKEE BAR-B-Q, LLC et al v. SOUTHERN YANKEE ROTISSERIE PITSMOKERS, LLC et al	Plaintiff	Denied	1.58	3/24/2004
1:04cv00395	STRATEGIC MARKETING AFFILIATES, INC. v. JOHN DOES 1-100 et al	Plaintiff	Granted	0.00	3/1/2004
1:05cv00023	SERVICEMASTER RESIDENTIAL/COMMERCIAL SERVICES, L.P. v. SERVICEMASTER BY DECKARD, INC. et al	Plaintiff	Granted	1.12	2/9/2005
1:05cv00918	CREATIVE CONCEPTS CORPORATION v. EFS TRANSPORTATION INTERNATIONAL, LLC et al	Plaintiff	Granted	0.07	6/22/2005
1:93-CV-01410	MALLARD BEAUTY PRODUCTS CORP V. MALLARD, ARTHUR L	Plaintiff	Granted	0.99	11/18/1993
1:96-CV-00558	AMERICAN MANICURE CORPORATION V. ORLY INTERNATIONAL INC	Plaintiff	Denied	1.41	8/1/1996
1:06cv00349	STRATEGIC MARKETING AFFILIATES, INC. v. DOES 1 - 100 et al	Plaintiff	Granted	0.03	3/2/2006

Young, Richard

Total Decisions: 5

Total Granted: 1

Total Denied: 4

Total Granted in Part, Denied in Part: 0

Overall Win Rate: 20.0%

Average Time to Decision: 3.3 months from motion filing

Case Number	Case Name	Movant	Decision	Pendency (months)	Decision Date
1:02-CV-00330	STRATEGIC MARKETING AFFILIATES V. JOHN DOES 1 -100 INDIVIDUALS	Plaintiff	Granted	0.00	2/28/2002
1:04cv00817	CARRIER CORPORATION v. YORK INTERNATIONAL CORPORATION	Plaintiff	Denied	3.75	9/1/2004
3:03cv00180	ADI MANAGEMENT INCORPORATED v. OHIO VALLEY MEDICAL CENTER	Plaintiff	Denied	5.26	4/27/2004
3:06cv00066	BLUNK v. BODY MAKEOVER, LLC	Plaintiff	Denied	7.07	2/14/2007
1:08cv00761	CMG WORLDWIDE, INC. et al v. THE UPPER DECK COMPANY, INC.	Plaintiff	Denied	0.39	7/8/2008

Iowa Northern

The dockets of trademark cases in Iowa Northern were examined to identify decisions on contested preliminary injunction motions. The number of decisions found, the number granted, and the number denied are as follows:

Total Decisions: 4

Total Granted: 3 Plaintiff Granted: 3 Defendant Granted: 0

Total Denied: 1 Plaintiff Denied: 1 Defendant Denied: 0

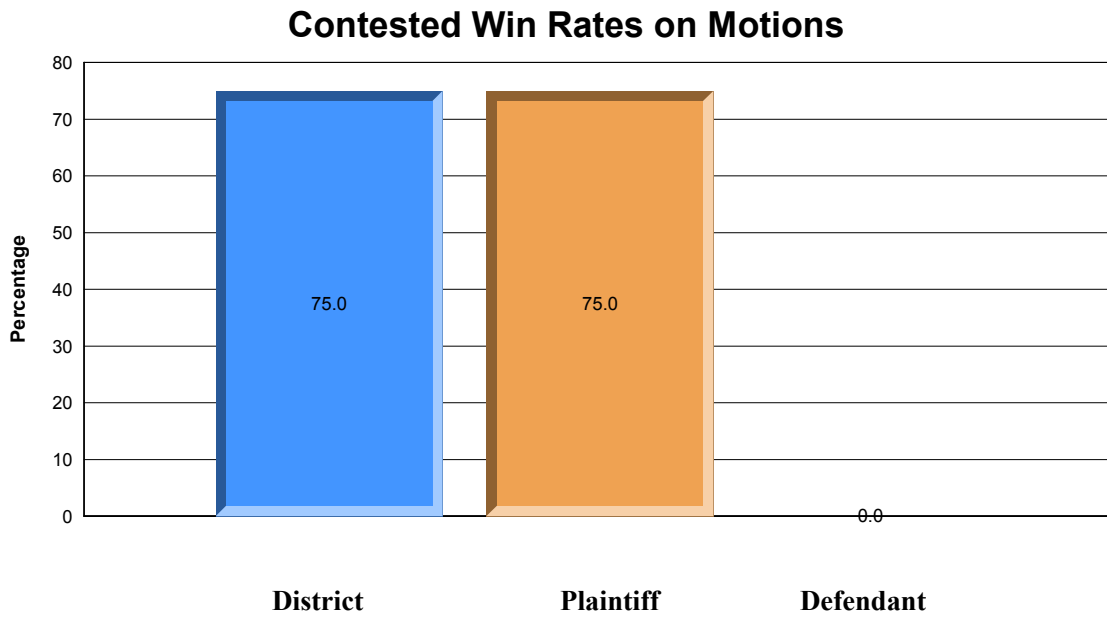
Total Granted in Part, Denied in Part: 0 Plaintiff Granted in Part: 0

Defendant Granted in Part: 0

Plaintiff Win Rate: 75.0%

Defendant Win Rate: 0.0%

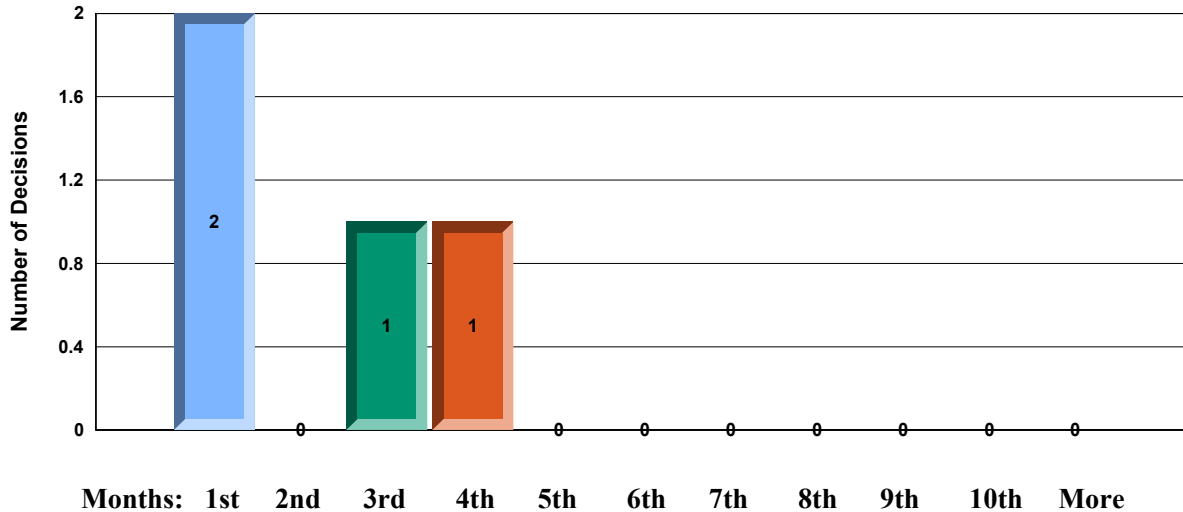
Overall Win Rate: 75.0%



The average time from motion filing to decision was 1.4 months from motion filing. The distribution of times to decision for these motions is illustrated in the chart below.

Distribution of Decisions

For Iowa Northern



Bennett, Mark

Total Decisions: 1
 Total Granted: 1
 Total Denied: 0
 Total Granted in Part, Denied in Part: 0
 Overall Win Rate: 100.0%
 Average Time to Decision: 2.0 months from motion filing

Case Number	Case Name	Movant	Decision	Pendency (months)	Decision Date
1:00cv00103	Walker Manufacturing v. Hoffmann Inc, et al	Plaintiff	Granted	2.01	8/28/2000

O'Brien, Donald

Total Decisions: 2
 Total Granted: 1
 Total Denied: 1
 Total Granted in Part, Denied in Part: 0
 Overall Win Rate: 50.0%
 Average Time to Decision: 1.6 months from motion filing

Case Number	Case Name	Movant	Decision	Pendency (months)	Decision Date
5:02cv04061	Foreign Candy Co v. All About Lollipops	Plaintiff	Denied	3.13	10/22/2002
5:92cv04036	Shell Oil Company v. Steichen, et al	Plaintiff	Granted	0.10	5/18/1992

Reade, Linda

Total Decisions: 1

Total Granted: 1

Total Denied: 0

Total Granted in Part, Denied in Part: 0

Overall Win Rate: 100.0%

Average Time to Decision: 0.2 months from motion filing

Case Number	Case Name	Movant	Decision	Pendency (months)	Decision Date
1:07cv00048	Frontier Distribution, LLC v. CH Robinson Company	Plaintiff	Granted	0.20	7/5/2007

Iowa Southern

The dockets of trademark cases in Iowa Southern were examined to identify decisions on contested preliminary injunction motions. The number of decisions found, the number granted, and the number denied are as follows:

Total Decisions: 13

Total Granted: 7 Plaintiff Granted: 7 Defendant Granted: 0

Total Denied: 6 Plaintiff Denied: 6 Defendant Denied: 0

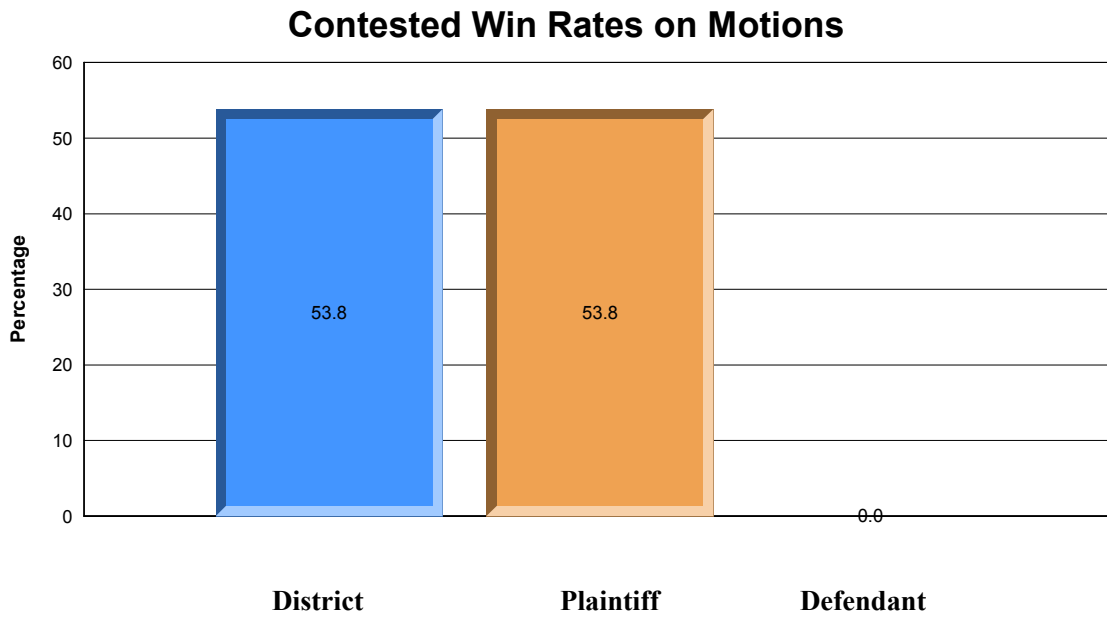
Total Granted in Part, Denied in Part: 0 Plaintiff Granted in Part: 0

Defendant Granted in Part: 0

Plaintiff Win Rate: 53.8%

Defendant Win Rate: 0.0%

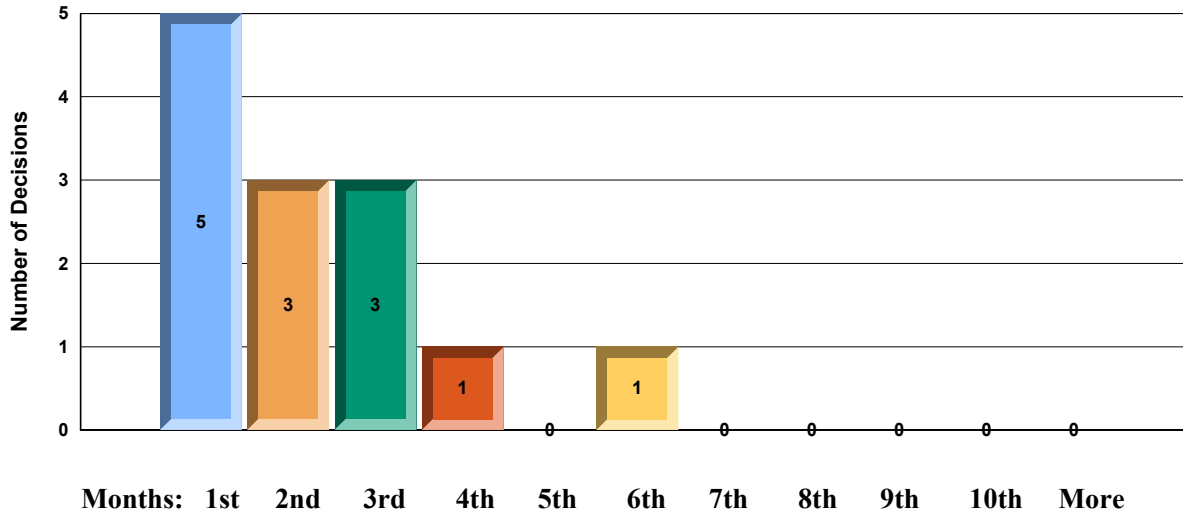
Overall Win Rate: 53.8%



The average time from motion filing to decision was 1.8 months from motion filing. The distribution of times to decision for these motions is illustrated in the chart below.

Distribution of Decisions

For Iowa Southern



Gritzner, James

Total Decisions: 1

Total Granted: 0

Total Denied: 1

Total Granted in Part, Denied in Part: 0

Overall Win Rate: 0.0%

Average Time to Decision: 2.8 months from motion filing

Case Number	Case Name	Movant	Decision	Pendency (months)	Decision Date
4:03cv40451	Iowa Paint Mfg Co v. Hirshfields Paint	Plaintiff	Denied	2.76	12/4/2003

Longstaff, Ronald

Total Decisions: 4

Total Granted: 1

Total Denied: 3

Total Granted in Part, Denied in Part: 0

Overall Win Rate: 25.0%

Average Time to Decision: 2.2 months from motion filing

Case Number	Case Name	Movant	Decision	Pendency (months)	Decision Date
4:00cv10425	AT&T Corp v. Holsman, et al	Plaintiff	Granted	1.22	10/20/2000
4:01cv10679	Innovative Therap, et al v. Taylor, et al	Plaintiff	Denied	3.91	3/26/2002
4:02cv10234	Johnson v. A+ Lawn and Landscap	Plaintiff	Denied	2.27	8/12/2002
4:04cv10107	Cincinnati Bell Inc v. Iowa Wireless	Plaintiff	Denied	1.32	3/31/2004

Pratt, Robert

Total Decisions: 1

Total Granted: 0

Total Denied: 1

Total Granted in Part, Denied in Part: 0

Overall Win Rate: 0.0%

Average Time to Decision: 5.0 months from motion filing

Case Number	Case Name	Movant	Decision	Pendency (months)	Decision Date
4:99cv90496	Microwave Systems v. Apple Computer Inc	Plaintiff	Denied	5.03	3/15/2000

Wolle, Charles

Total Decisions: 7

Total Granted: 6

Total Denied: 1

Total Granted in Part, Denied in Part: 0

Overall Win Rate: 85.7%

Average Time to Decision: 0.9 months from motion filing

Case Number	Case Name	Movant	Decision	Pendency (months)	Decision Date
1:98cv80027	Aliant Communication v. Interst Energy Corp	Plaintiff	Denied	0.23	5/15/1998
4:92cv80310	Three Sons Inc v. Okoboji State Univer, et al	Plaintiff	Granted	0.59	6/26/1992
4:95cv80021	First Bank West DsM v. Metropolitan Fed Bk, et al	Plaintiff	Granted	0.23	2/1/1995
4:96cv80745	Pioneer Hi-Bred Intl v. Williams & Sun Inc	Plaintiff	Granted	0.23	10/24/1996
4:97cv80214	Action Performance v. Shalla, et al	Plaintiff	Granted	0.95	5/1/1997
4:98cv80345	Aliant Communication v. Interst Energy Corp	Plaintiff	Granted	1.51	6/23/1998
3:06cv00049	Red Bull North America, Inc. et al v. Sports Column Corp. et al	Plaintiff	Granted	2.89	8/11/2006

Kansas

The dockets of trademark cases in Kansas were examined to identify decisions on contested preliminary injunction motions. The number of decisions found, the number granted, and the number denied are as follows:

Total Decisions: 19

Total Granted: 12 Plaintiff Granted: 12 Defendant Granted: 0

Total Denied: 6 Plaintiff Denied: 5 Defendant Denied: 1

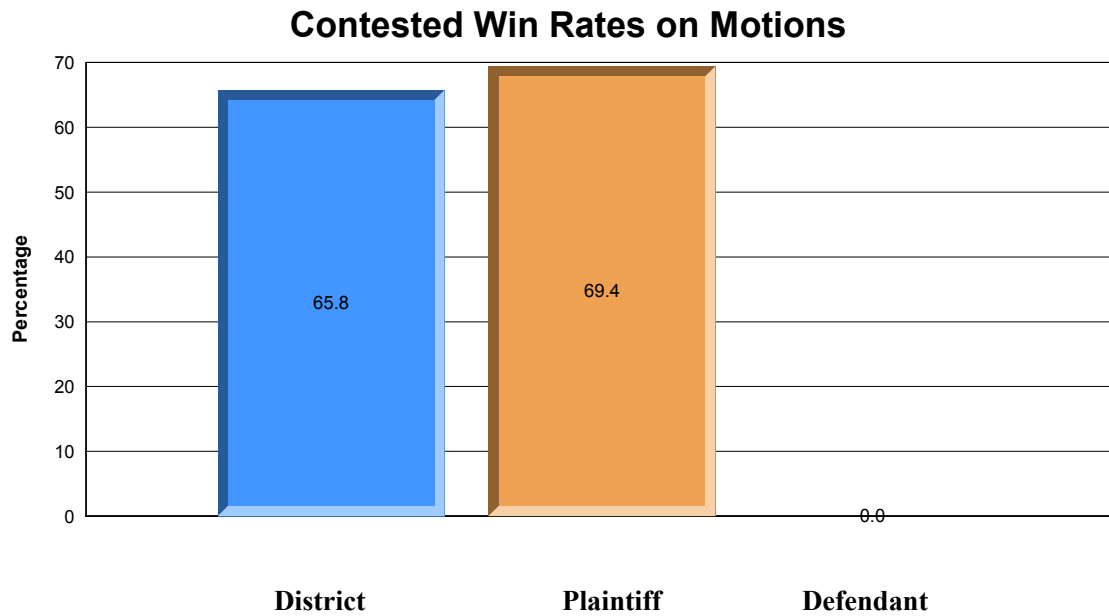
Total Granted in Part, Denied in Part: 1 Plaintiff Granted in Part: 1

Defendant Granted in Part: 0

Plaintiff Win Rate: 69.4%

Defendant Win Rate: 0.0%

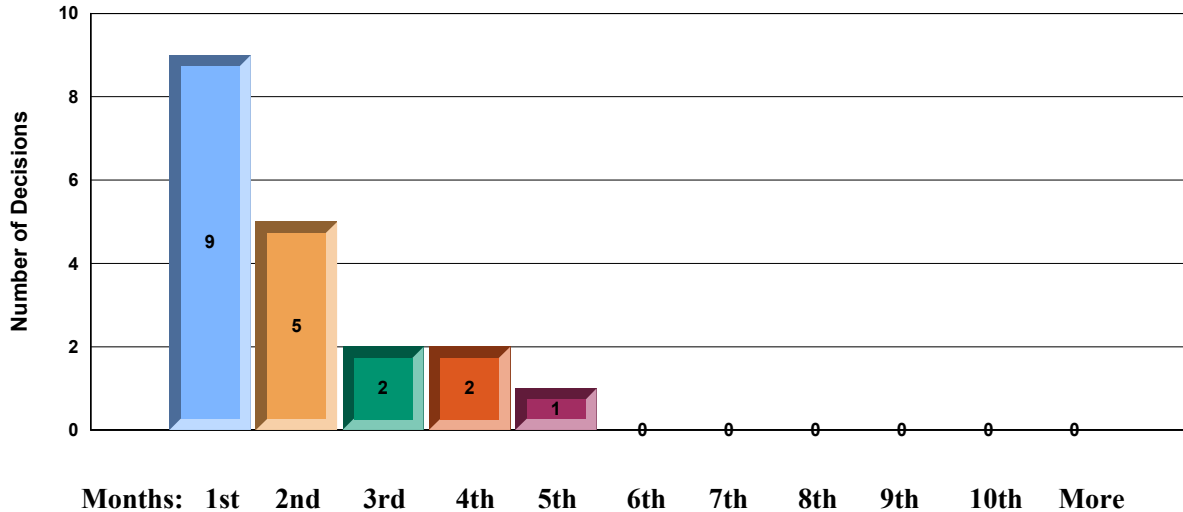
Overall Win Rate: 65.8%



The average time from motion filing to decision was 1.5 months from motion filing. The distribution of times to decision for these motions is illustrated in the chart below.

Distribution of Decisions

For Kansas



Belot, Monti

Total Decisions: 1
 Total Granted: 1
 Total Denied: 0
 Total Granted in Part, Denied in Part: 0
 Overall Win Rate: 100.0%
 Average Time to Decision: 0.5 months from motion filing

Case Number	Case Name	Movant	Decision	Pendency (months)	Decision Date
6:95cv01220	Novus Franchising v. Holtzinger	Plaintiff	Granted	0.46	5/11/1995

Brown, Wesley

Total Decisions: 1
 Total Granted: 0
 Total Denied: 0
 Total Granted in Part, Denied in Part: 1
 Overall Win Rate: 0.0%
 Average Time to Decision: 0.0 months from motion filing

Case Number	Case Name	Movant	Decision	Pendency (months)	Decision Date
6:99cv01499	Holmes Group Inc v. Vornado Air	Plaintiff	Granted in part, Denied in Part	0.59	1/4/2000

Crow, Sam

Total Decisions: 1
 Total Granted: 1
 Total Denied: 0
 Total Granted in Part, Denied in Part: 0
 Overall Win Rate: 100.0%
 Average Time to Decision: 0.0 months from motion filing

Case Number	Case Name	Movant	Decision	Pendency (months)	Decision Date
5:08cv04027	The Picture People v. Webster et al	Plaintiff	Granted	0.03	2/19/2008

Lungstrum, John

Total Decisions: 3
 Total Granted: 2
 Total Denied: 1
 Total Granted in Part, Denied in Part: 0
 Overall Win Rate: 66.7%
 Average Time to Decision: 1.4 months from motion filing

Case Number	Case Name	Movant	Decision	Pendency (months)	Decision Date
2:94cv02493	Winning Ways Inc v. Holloway Sportswear, et al	Plaintiff	Denied	0.79	3/9/1995
2:95cv02144	Locus Limited Part, et al v. Natural World for Pe, et al	Plaintiff	Granted	1.58	5/11/1995
2:07cv02440	Beltronics USA, Inc v. Midwest Inventory Distribution, LLC et al	Plaintiff	Granted	1.88	11/13/2007

Marten, John

Total Decisions: 2
 Total Granted: 1
 Total Denied: 1
 Total Granted in Part, Denied in Part: 0
 Overall Win Rate: 50.0%
 Average Time to Decision: 2.2 months from motion filing

Case Number	Case Name	Movant	Decision	Pendency (months)	Decision Date
6:00cv01412	Golf Warehouse, The v. Golfers' Warehouse	Defendant	Denied	3.32	3/15/2001
2:11cv02629	Heartland Animal Clinic, P.A. v. Heartland SPCA Animal Medical Center, LLC et al	Plaintiff	Granted	1.02	3/16/2012

Murguia, Carlos

Total Decisions: 7

Total Granted: 5

Total Denied: 2

Total Granted in Part, Denied in Part: 0

Overall Win Rate: 71.4%

Average Time to Decision: 1.4 months from motion filing

Case Number	Case Name	Movant	Decision	Pendency (months)	Decision Date
2:00cv02135	Cintas Corporation v. Callicotte, et al	Plaintiff	Denied	0.07	3/30/2000
2:02cv02387	Mail Boxes Etc Inc, et al v. McIntire, et al	Plaintiff	Granted	1.68	1/15/2003
2:06cv02100	Hodgdon Powder Company, Inc. v. Alliant Techsystems, Inc.	Plaintiff	Denied	4.18	7/26/2006
2:06cv02414	Mr. Electric Corp v. Khalil et al	Plaintiff	Granted	0.82	10/23/2006
2:07cv02311	Full Service, Inc v. Hutchinson et al	Plaintiff	Granted	0.95	8/21/2007
2:08cv02108	Marche' Design, LLC et al v. Twinpro International Holdings Limited et al	Plaintiff	Granted	0.99	5/21/2008
2:08cv02108	Marche' Design, LLC et al v. Twinpro International Holdings Limited et al	Plaintiff	Granted	1.15	8/28/2008

Robinson, Julie

Total Decisions: 1

Total Granted: 1

Total Denied: 0

Total Granted in Part, Denied in Part: 0

Overall Win Rate: 100.0%

Average Time to Decision: 3.2 months from motion filing

Case Number	Case Name	Movant	Decision	Pendency (months)	Decision Date
2:02cv02136	Heartland Corp v. Sifers, et al	Plaintiff	Granted	3.16	7/15/2002

Rogers, Richard

Total Decisions: 1

Total Granted: 1

Total Denied: 0

Total Granted in Part, Denied in Part: 0

Overall Win Rate: 100.0%

Average Time to Decision: 0.7 months from motion filing

Case Number	Case Name	Movant	Decision	Pendency (months)	Decision Date
5:97cv04164	Payless Shoesource v. Target Stores Inc, et al	Plaintiff	Granted	0.66	9/4/1997

Vratil, Kathryn

Total Decisions: 2

Total Granted: 0

Total Denied: 2

Total Granted in Part, Denied in Part: 0

Overall Win Rate: 0.0%

Average Time to Decision: 2.4 months from motion filing

Case Number	Case Name	Movant	Decision	Pendency (months)	Decision Date
2:98cv02384	Primedia Intertec Co v. Technology Marketing	Plaintiff	Denied	2.37	11/6/1998
2:06cv02015	Medi-Flex, Inc v. Nice-Pak Products, Inc et al	Plaintiff	Denied	2.40	4/7/2006

Kentucky Eastern

The dockets of trademark cases in Kentucky Eastern were examined to identify decisions on contested preliminary injunction motions. The number of decisions found, the number granted, and the number denied are as follows:

Total Decisions: 13

Total Granted: 8 Plaintiff Granted: 8 Defendant Granted: 0

Total Denied: 5 Plaintiff Denied: 5 Defendant Denied: 0

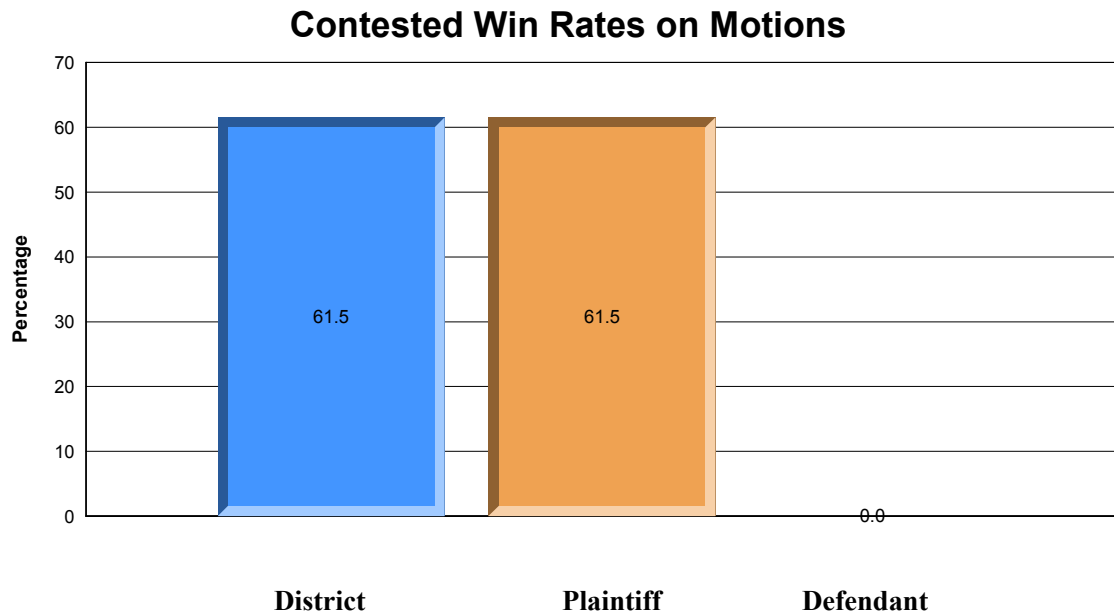
Total Granted in Part, Denied in Part: 0 Plaintiff Granted in Part: 0

Defendant Granted in Part: 0

Plaintiff Win Rate: 61.5%

Defendant Win Rate: 0.0%

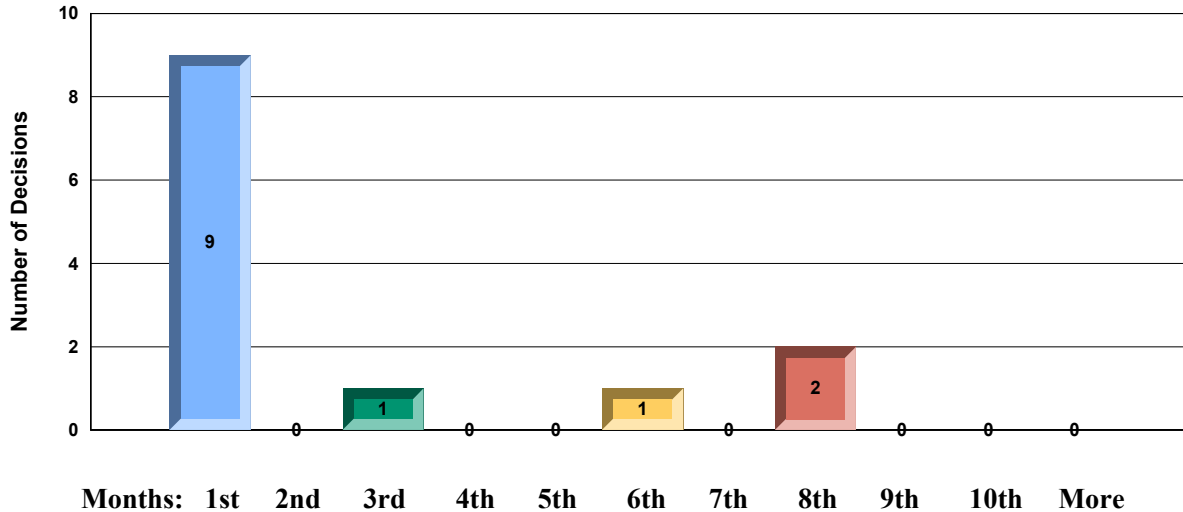
Overall Win Rate: 61.5%



The average time from motion filing to decision was 2.0 months from motion filing. The distribution of times to decision for these motions is illustrated in the chart below.

Distribution of Decisions

For Kentucky Eastern



Bertelsman, William

Total Decisions: 1
 Total Granted: 0
 Total Denied: 1
 Total Granted in Part, Denied in Part: 0
 Overall Win Rate: 0.0%
 Average Time to Decision: 2.5 months from motion filing

Case Number	Case Name	Movant	Decision	Pendency (months)	Decision Date
2:97cv00102	Tri-County Kirby Co v. Kirkwood's Sweeper, et al	Plaintiff	Denied	2.53	4/28/1998

Bunning, David

Total Decisions: 3
 Total Granted: 1
 Total Denied: 2
 Total Granted in Part, Denied in Part: 0
 Overall Win Rate: 33.3%
 Average Time to Decision: 2.2 months from motion filing

Case Number	Case Name	Movant	Decision	Pendency (months)	Decision Date
2:05cv00150	Budget Blinds, Inc. v. Hudson	Plaintiff	Granted	0.63	8/15/2005
2:08cv00069	Gold Medal Products, Inc. v. C. Cretors & Company	Plaintiff	Denied	0.43	4/29/2008
2:10cv00035	Perfetti Van Melle USA et al v. Cadbury Adams USA LLC	Plaintiff	Denied	5.46	8/18/2010

Forester, Karl

Total Decisions: 7

Total Granted: 5

Total Denied: 2

Total Granted in Part, Denied in Part: 0

Overall Win Rate: 71.4%

Average Time to Decision: 2.3 months from motion filing

Case Number	Case Name	Movant	Decision	Pendency (months)	Decision Date
5:02cv00386	Via Ferrata US, Inc., et al v. Torrent Falls Via, et al	Plaintiff	Denied	7.57	3/31/2003
5:02cv00516	SKS Merch, LLC, et al v. Barry, et al	Plaintiff	Granted	0.00	11/27/2002
5:04cv00317	Shield Environmental Associates, Inc. v. International Energy and Resources, Inc.	Plaintiff	Granted	0.07	7/15/2004
6:04cv00222	Park Hospitality, LLC v. Katheryn-Karlyle Management Company et al	Plaintiff	Granted	0.23	6/17/2004
5:02cv00516	SKS Merch, LLC, et al v. Barry, et al	Plaintiff	Granted	-0.07	11/19/2002
5:96cv00290	Gulfstream Home, et al v. O. Ames Company	Plaintiff	Denied	7.60	3/26/1997
5:12cv00039	Valvoline Instant Oil Change Franchising, Inc. et al v. RFG Oil, Inc.	Plaintiff	Granted	0.53	2/24/2012

Hood, Joseph

Total Decisions: 1

Total Granted: 1

Total Denied: 0

Total Granted in Part, Denied in Part: 0

Overall Win Rate: 100.0%

Average Time to Decision: 0.2 months from motion filing

Case Number	Case Name	Movant	Decision	Pendency (months)	Decision Date
3:97cv00066	Kern's Kitchen Inc, et al v. Paul, et al	Plaintiff	Granted	0.23	10/9/1997

Reeves, Danny

Total Decisions: 1

Total Granted: 1

Total Denied: 0

Total Granted in Part, Denied in Part: 0

Overall Win Rate: 100.0%

Average Time to Decision: 0.2 months from motion filing

Case Number	Case Name	Movant	Decision	Pendency (months)	Decision Date
6:04cv00138	RE/MAX Kentucky/Tennessee, Inc. v. Courtney Investments, LLC et al	Plaintiff	Granted	0.23	4/12/2004

Kentucky Western

The dockets of trademark cases in Kentucky Western were examined to identify decisions on contested preliminary injunction motions. The number of decisions found, the number granted, and the number denied are as follows:

Total Decisions: 26

Total Granted: 17 Plaintiff Granted: 16 Defendant Granted: 1

Total Denied: 8 Plaintiff Denied: 7 Defendant Denied: 1

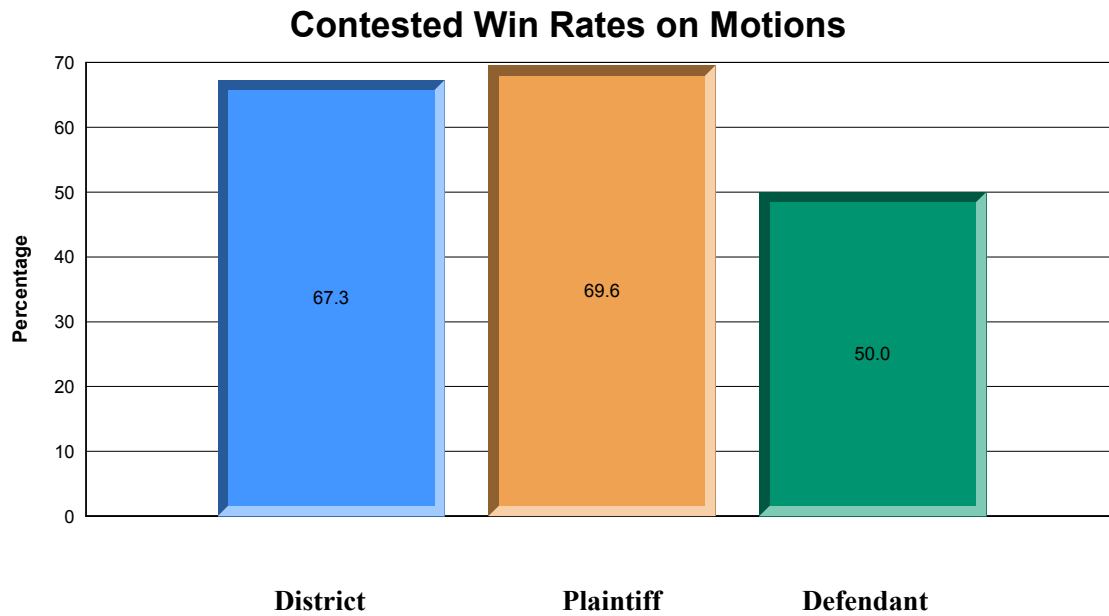
Total Granted in Part, Denied in Part: 1 Plaintiff Granted in Part: 0

Defendant Granted in Part: 1

Plaintiff Win Rate: 69.6%

Defendant Win Rate: 50.0%

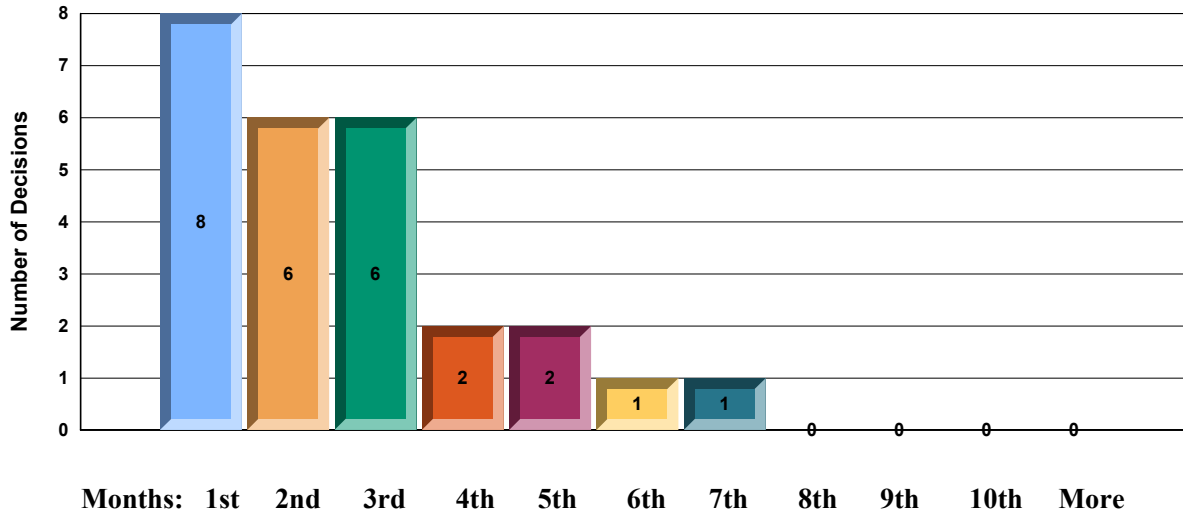
Overall Win Rate: 67.3%



The average time from motion filing to decision was 2.2 months from motion filing. The distribution of times to decision for these motions is illustrated in the chart below.

Distribution of Decisions

For Kentucky Western



Coffman, Jennifer

Total Decisions: 4

Total Granted: 1

Total Denied: 2

Total Granted in Part, Denied in Part: 1

Overall Win Rate: 37.5%

Average Time to Decision: 1.9 months from motion filing

Case Number	Case Name	Movant	Decision	Pendency (months)	Decision Date
3:00cv00316	KFC Corporation v. Block & Tackle Inc, et al	Plaintiff	Denied without Prejudice	2.63	8/21/2000
3:04cv00159	Medical Express Courier Service, LLC v. Medical Express Delivery, Inc.	Defendant	Granted in part, Denied in Part	4.21	7/23/2004
3:10cv00554	KFC Corporation v. Ashour	Defendant	Denied	0.36	1/20/2012
3:10cv00554	KFC Corporation v. Ashour	Plaintiff	Granted	0.30	1/20/2012

Heyburn, John

Total Decisions: 10

Total Granted: 8

Total Denied: 2

Total Granted in Part, Denied in Part: 0

Overall Win Rate: 80.0%

Average Time to Decision: 1.3 months from motion filing

Case Number	Case Name	Movant	Decision	Pendency (months)	Decision Date
1:94cv00069	Travel Professionals v. Travel and Cruise, et al	Plaintiff	Granted	0.92	6/7/1994
3:01cv00140	KFC Corporation v. Kogut Food Co, et al	Plaintiff	Granted	0.66	4/25/2001
3:02cv00176	Churchill Downs Inc, et al v. Dearen, et al	Plaintiff	Granted	0.07	3/29/2002
3:04cv00465	The Honorable Order of Kentucky Colonels, Inc v. Building Champions, LLC	Plaintiff	Denied	2.57	10/29/2004
3:92cv00796	Genny Pub & Diner v. Sweet Daddy Inc	Plaintiff	Granted	1.22	2/5/1993
3:95cv00327	Hillerich & Bradsby v. Spalding & Evenflo	Plaintiff	Granted	1.38	6/5/1995
3:98cv00381	KY Fried Chicken Int v. International Food, et al	Plaintiff	Granted	0.49	7/1/1998
3:98cv00646	Southerland Inc v. Majestic Mattress, et al	Plaintiff	Granted	1.15	11/18/1998
3:05cv00515	Papa John's International, Inc. v. Specktaclular Pizza, Inc. et al	Plaintiff	Granted	1.81	11/22/2005
3:09cv00557	Atria Senior Living Group, Inc. v. Best Western International, Inc.,	Plaintiff	Denied	3.22	11/9/2009

McKinley, Joseph

Total Decisions: 3

Total Granted: 2

Total Denied: 1

Total Granted in Part, Denied in Part: 0

Overall Win Rate: 66.7%

Average Time to Decision: 1.4 months from motion filing

Case Number	Case Name	Movant	Decision	Pendency (months)	Decision Date
1:02cv00084	Fruit of the Loom v. Paul Frank Industrie, et al	Plaintiff	Granted	0.76	8/28/2002
1:98cv00130	Holley Performance v. BG 300 Inc	Plaintiff	Denied	2.57	1/20/1999
4:02cv00233	KY Motor Speedway v. Hagan, et al	Plaintiff	Granted	0.92	12/18/2002

Russell, Thomas

Total Decisions: 1
 Total Granted: 0
 Total Denied: 1
 Total Granted in Part, Denied in Part: 0
 Overall Win Rate: 0.0%
 Average Time to Decision: 1.1 months from motion filing

Case Number	Case Name	Movant	Decision	Pendency (months)	Decision Date
5:02cv00297	Ingersoll Rand Co v. Turbo Technologies, et al	Plaintiff	Denied	1.09	3/19/2003

Simpson, Charles

Total Decisions: 8
 Total Granted: 6
 Total Denied: 2
 Total Granted in Part, Denied in Part: 0
 Overall Win Rate: 75.0%
 Average Time to Decision: 3.7 months from motion filing

Case Number	Case Name	Movant	Decision	Pendency (months)	Decision Date
3:02cv00146	KFC Corporation v. Mott, et al	Plaintiff	Granted	2.70	6/3/2002
3:03cv00466	Tumblebus Inc v. Cranmer	Plaintiff	Granted	2.30	12/24/2003
3:93cv00679	Sizzler Restaurant v. Triple S. Restaurant, et al	Plaintiff	Granted	6.71	9/29/1994
4:92cv00143	PTC Brands Inc, et al v. Conwood Co L P	Plaintiff	Granted	5.49	8/30/1993
3:07cv00125	Trademark Holdings Corporation v. Premier Manufacturing, Inc. et al	Plaintiff	Granted	4.74	9/10/2007
3:08cv00662	Papa John's International, Inc. v. Entertainment Publications, LLC et al	Plaintiff	Denied	1.15	2/6/2009
3:11cv00234	LJS Restaurants, Inc. et al v. Lance et al	Plaintiff	Denied	3.59	9/2/2011
3:09cv00103	WinCan America, Inc. v. Envirosight, LLC et al	Defendant	Granted	2.99	6/10/2009

Louisiana Eastern

The dockets of trademark cases in Louisiana Eastern were examined to identify decisions on contested preliminary injunction motions. The number of decisions found, the number granted, and the number denied are as follows:

Total Decisions: 23

Total Granted: 13 Plaintiff Granted: 13 Defendant Granted: 0

Total Denied: 10 Plaintiff Denied: 9 Defendant Denied: 1

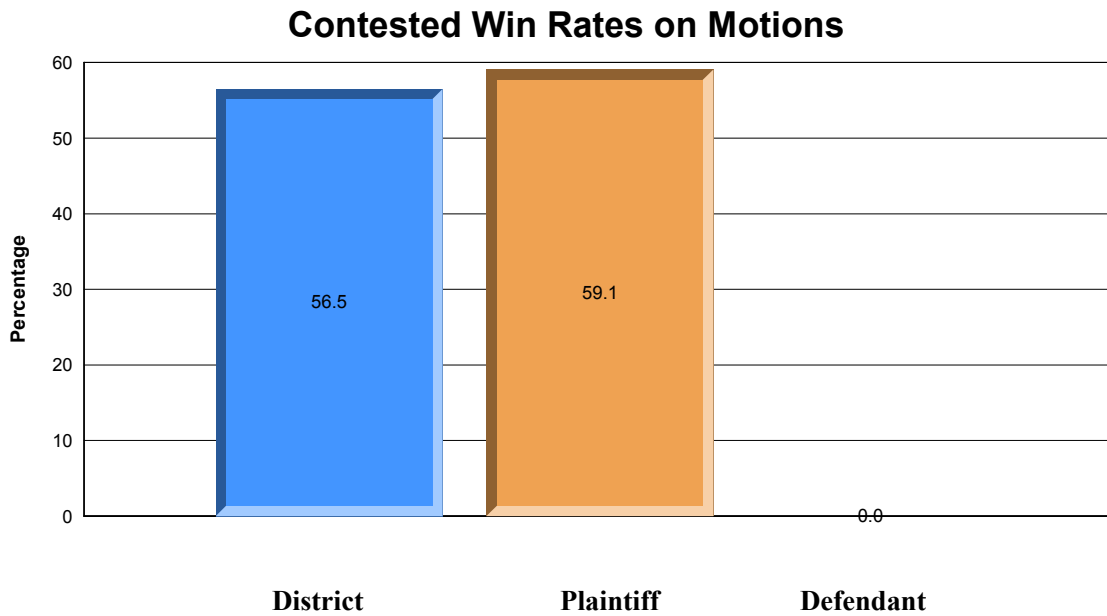
Total Granted in Part, Denied in Part: 0 Plaintiff Granted in Part: 0

Defendant Granted in Part: 0

Plaintiff Win Rate: 59.1%

Defendant Win Rate: 0.0%

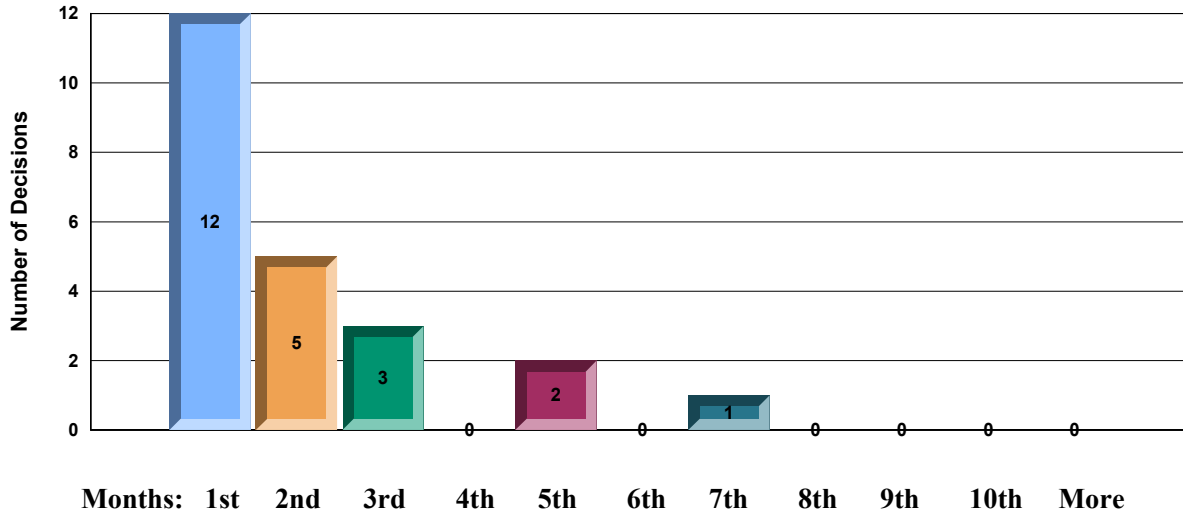
Overall Win Rate: 56.5%



The average time from motion filing to decision was 1.4 months from motion filing. The distribution of times to decision for these motions is illustrated in the chart below.

Distribution of Decisions

For Louisiana Eastern



Africk, Lance

Total Decisions: 2

Total Granted: 2

Total Denied: 0

Total Granted in Part, Denied in Part: 0

Overall Win Rate: 100.0%

Average Time to Decision: 1.1 months from motion filing

Case Number	Case Name	Movant	Decision	Pendency (months)	Decision Date
2:05cv02228	American Income Life Insurance Company v. Nitkowski et al	Plaintiff	Granted	0.03	6/14/2005
2:12cv00019	Baskin-Robbins Franchising LLC et al v. CDS Enterprises LLC et al	Plaintiff	Granted	2.14	3/9/2012

Barbier, Carl

Total Decisions: 3
 Total Granted: 1
 Total Denied: 2
 Total Granted in Part, Denied in Part: 0
 Overall Win Rate: 33.3%
 Average Time to Decision: 1.0 months from motion filing

Case Number	Case Name	Movant	Decision	Pendency (months)	Decision Date
2:98cv02364	Swig Inc v. 2-Up Inc	Plaintiff	Denied	0.53	7/22/1999
2:03cv00598	SBA, et al v. Mitchell, et al	Plaintiff	Denied	0.03	2/27/2003
2:07cv09156	DS Waters of America, Inc. v. Princess Abita Water, L.L.C. et al	Plaintiff	Granted	2.37	2/13/2008

Berrigan, Helen

Total Decisions: 6
 Total Granted: 2
 Total Denied: 4
 Total Granted in Part, Denied in Part: 0
 Overall Win Rate: 33.3%
 Average Time to Decision: 0.6 months from motion filing

Case Number	Case Name	Movant	Decision	Pendency (months)	Decision Date
2:04cv00754	Perez v. Perez, et al	Plaintiff	Granted	0.49	8/6/2004
2:04cv02435	Petrotech Inc v. Petrotek EPC Company	Plaintiff	Denied	0.20	8/30/2004
2:05cv01337	Preservation Alliance of New Orleans Inc v. Gressett et al	Plaintiff	Denied	1.09	5/9/2005
2:95cv03243	Sazerac Company Inc v. Skyy Spirits Inc	Defendant	Denied	1.12	12/19/1995
2:97cv03707	Primeco Personal v. BellSouth Cellular	Plaintiff	Denied	0.10	12/1/1997
2:11cv00271	Zulu Social Aid and Pleasure Club, Inc. v. Mardi Gras Beads Factory, L.L.C.	Plaintiff	Granted	0.46	2/23/2011

Duval, Stanwood

Total Decisions: 1
 Total Granted: 1
 Total Denied: 0
 Total Granted in Part, Denied in Part: 0
 Overall Win Rate: 100.0%
 Average Time to Decision: 1.9 months from motion filing

Case Number	Case Name	Movant	Decision	Pendency (months)	Decision Date
2:04cv01581	Choice Inc of Texas, et al v. Graham	Plaintiff	Granted	1.91	8/4/2004

Engelhardt, Kurt

Total Decisions: 1
Total Granted: 1
Total Denied: 0
Total Granted in Part, Denied in Part: 0
Overall Win Rate: 100.0%
Average Time to Decision: 0.0 months from motion filing

Case Number	Case Name	Movant	Decision	Pendency (months)	Decision Date
2:09cv03097	American Service Marketing, Corp. v. Bushnell	Plaintiff	Granted	0.03	3/26/2009

Fallon, Eldon

Total Decisions: 1
Total Granted: 1
Total Denied: 0
Total Granted in Part, Denied in Part: 0
Overall Win Rate: 100.0%
Average Time to Decision: 6.9 months from motion filing

Case Number	Case Name	Movant	Decision	Pendency (months)	Decision Date
2:95cv03169	Acme Refri Sup Inc v. Acme Refri Baton	Plaintiff	Granted	6.91	11/14/1996

Lemelle, Ivan

Total Decisions: 1
Total Granted: 1
Total Denied: 0
Total Granted in Part, Denied in Part: 0
Overall Win Rate: 100.0%
Average Time to Decision: 4.3 months from motion filing

Case Number	Case Name	Movant	Decision	Pendency (months)	Decision Date
2:03cv00318	Oreck Holdings LLC v. Euro-Pro Corporation	Plaintiff	Granted	4.28	9/22/2003

Lemmon, Mary

Total Decisions: 3
 Total Granted: 1
 Total Denied: 2
 Total Granted in Part, Denied in Part: 0
 Overall Win Rate: 33.3%
 Average Time to Decision: 1.7 months from motion filing

Case Number	Case Name	Movant	Decision	Pendency (months)	Decision Date
2:00cv00219	Mid City Bowling v. CBS Corporation, et al	Plaintiff	Granted	0.00	2/8/2000
2:01cv00577	Nutri-Sport Metairie v. Hummingbird 4 L L C, et al	Plaintiff	Denied without Prejudice	0.53	3/22/2001
2:09cv07434	Pamlab LLC et al v. Brookstone Pharmaceuticals, L.L.C.	Plaintiff	Denied	4.57	4/28/2010

McNamara, A.

Total Decisions: 2
 Total Granted: 1
 Total Denied: 1
 Total Granted in Part, Denied in Part: 0
 Overall Win Rate: 50.0%
 Average Time to Decision: 0.8 months from motion filing

Case Number	Case Name	Movant	Decision	Pendency (months)	Decision Date
2:97cv02638	Central Parking Corp v. Park One Inc, et al	Plaintiff	Denied	1.48	10/20/1997
2:92cv01375	Winterland, et al v. Unidentified Parties, et al	Plaintiff	Granted	0.20	4/30/1992

Schwartz, Charles

Total Decisions: 1
 Total Granted: 1
 Total Denied: 0
 Total Granted in Part, Denied in Part: 0
 Overall Win Rate: 100.0%
 Average Time to Decision: 0.1 months from motion filing

Case Number	Case Name	Movant	Decision	Pendency (months)	Decision Date
2:90cv03150	Days Inn Receivables v. Continental Hotel, et al	Plaintiff	Granted	0.10	10/19/1990

Vance, Sarah

Total Decisions: 1
Total Granted: 1
Total Denied: 0
Total Granted in Part, Denied in Part: 0
Overall Win Rate: 100.0%
Average Time to Decision: 1.3 months from motion filing

Case Number	Case Name	Movant	Decision	Pendency (months)	Decision Date
2:02cv02722	NewSouth Comm Corp v. Univ Telephone Co, et al	Plaintiff	Granted	1.35	10/15/2002

Zainey, Jay

Total Decisions: 1
Total Granted: 0
Total Denied: 1
Total Granted in Part, Denied in Part: 0
Overall Win Rate: 0.0%
Average Time to Decision: 2.7 months from motion filing

Case Number	Case Name	Movant	Decision	Pendency (months)	Decision Date
2:05cv05224	Chisesi Brothers Meat Packing, Inc. v. Chisesi et al	Plaintiff	Denied	2.73	4/12/2010

Louisiana Western

The dockets of trademark cases in Louisiana Western were examined to identify decisions on contested preliminary injunction motions. The number of decisions found, the number granted, and the number denied are as follows:

Total Decisions: 2

Total Granted: 1 Plaintiff Granted: 1 Defendant Granted: 0

Total Denied: 0 Plaintiff Denied: 0 Defendant Denied: 0

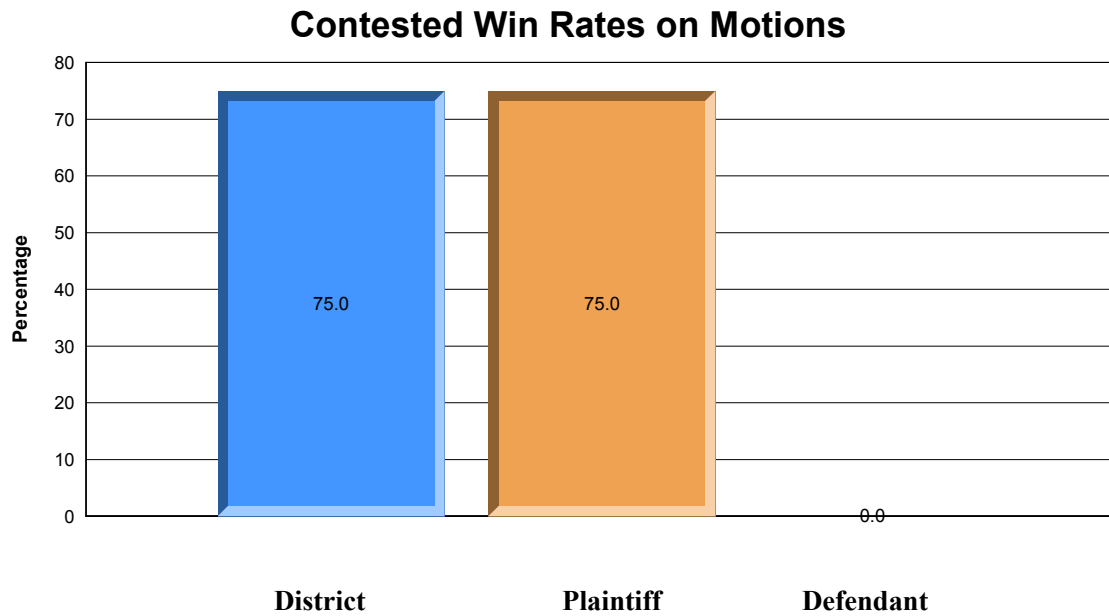
Total Granted in Part, Denied in Part: 1 Plaintiff Granted in Part: 1

Defendant Granted in Part: 0

Plaintiff Win Rate: 75.0%

Defendant Win Rate: 0.0%

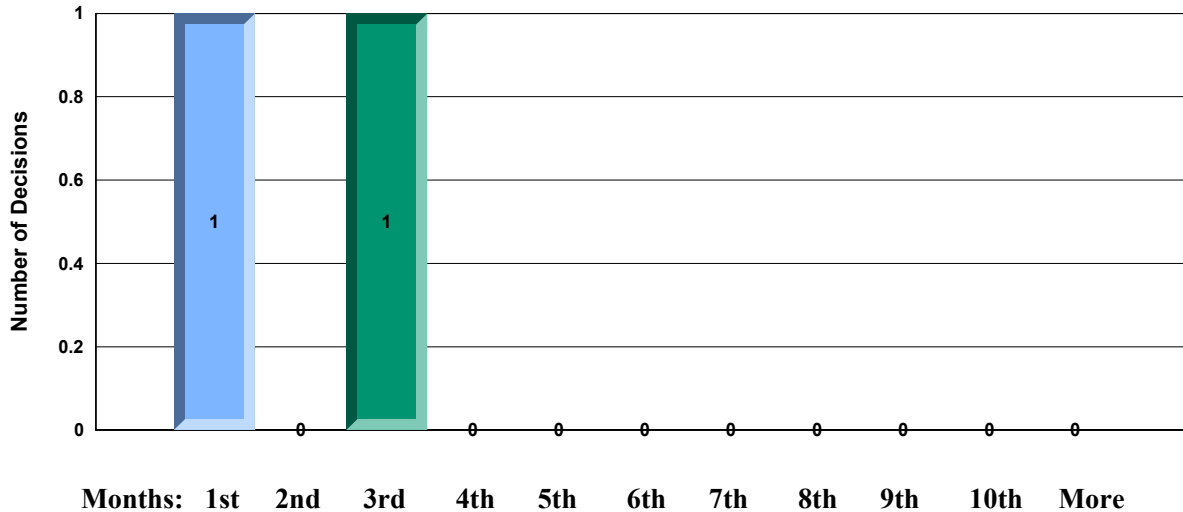
Overall Win Rate: 75.0%



The average time from motion filing to decision was 1.3 months from motion filing. The distribution of times to decision for these motions is illustrated in the chart below.

Distribution of Decisions

For Louisiana Western



Haik, Richard

Total Decisions: 1
 Total Granted: 0
 Total Denied: 0
 Total Granted in Part, Denied in Part: 1
 Overall Win Rate: 0.0%
 Average Time to Decision: 0.0 months from motion filing

Case Number	Case Name	Movant	Decision	Pendency (months)	Decision Date
6:09cv01822	Walker & Sons Inc v. Punch Ya Daddy L L C et al	Plaintiff	Granted in part, Denied in Part	2.34	3/9/2010

Melancon, Tucker

Total Decisions: 1
 Total Granted: 1
 Total Denied: 0
 Total Granted in Part, Denied in Part: 0
 Overall Win Rate: 100.0%
 Average Time to Decision: 0.3 months from motion filing

Case Number	Case Name	Movant	Decision	Pendency (months)	Decision Date
6:08cv00825	Iberia Parish Fire Protection District #1 v. Thies	Plaintiff	Granted	0.26	6/19/2008

Maine

The dockets of trademark cases in Maine were examined to identify decisions on contested preliminary injunction motions. The number of decisions found, the number granted, and the number denied are as follows:

Total Decisions: 12

Total Granted: 7 Plaintiff Granted: 7 Defendant Granted: 0

Total Denied: 5 Plaintiff Denied: 5 Defendant Denied: 0

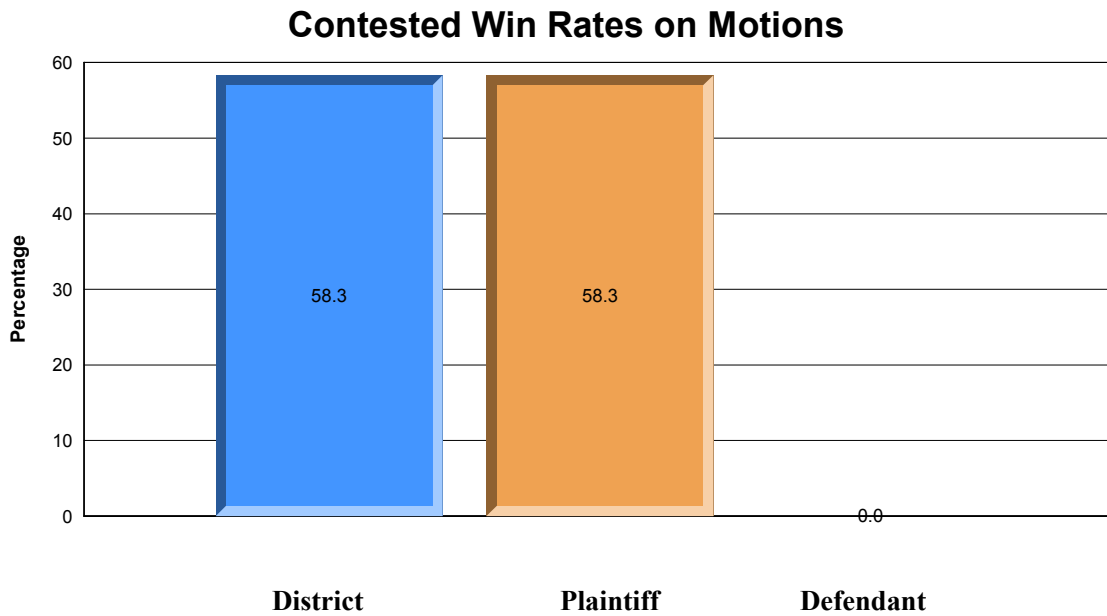
Total Granted in Part, Denied in Part: 0 Plaintiff Granted in Part: 0

Defendant Granted in Part: 0

Plaintiff Win Rate: 58.3%

Defendant Win Rate: 0.0%

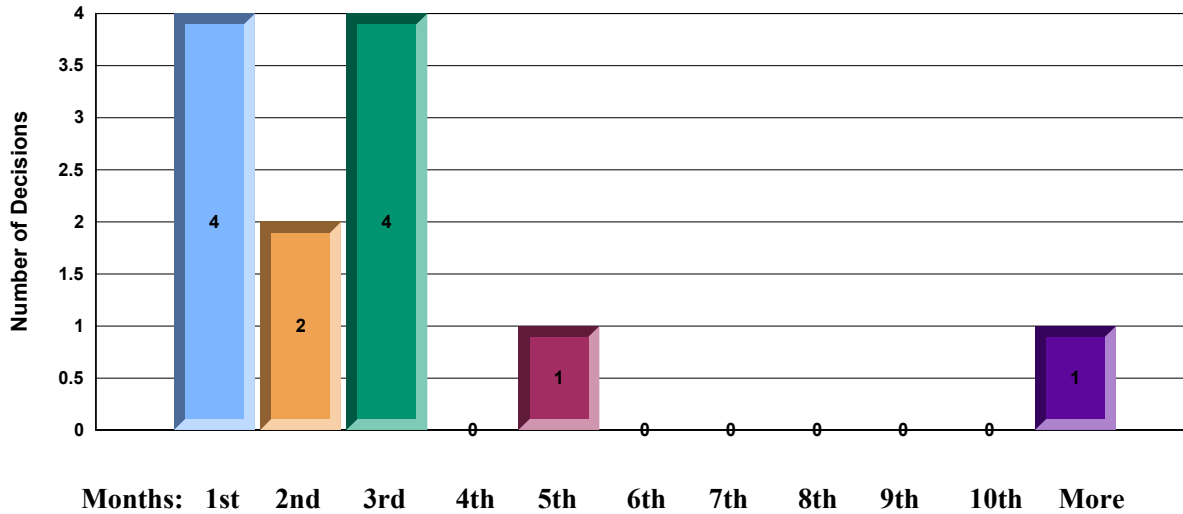
Overall Win Rate: 58.3%



The average time from motion filing to decision was 2.5 months from motion filing. The distribution of times to decision for these motions is illustrated in the chart below.

Distribution of Decisions

For Maine



Carter, Gene

Total Decisions: 4

Total Granted: 0

Total Denied: 4

Total Granted in Part, Denied in Part: 0

Overall Win Rate: 0.0%

Average Time to Decision: 1.9 months from motion filing

Case Number	Case Name	Movant	Decision	Pendency (months)	Decision Date
2:91cv00284	WOMANWORK INC v. CRAWFORD	Plaintiff	Denied	2.76	12/11/1991
2:93cv00052	BRACE, et al v. VERRIER, et al	Plaintiff	Denied	1.78	4/27/1993
2:06cv00111	WILD WILLYS HOLDING COMPANY INC v. PALLADINO	Plaintiff	Denied	2.89	11/28/2006
2:96cv00116	HUNTER ASSOCIATES v. ALBERT	Plaintiff	Denied	0.36	5/7/1996

Hornby, David

Total Decisions: 6

Total Granted: 5

Total Denied: 1

Total Granted in Part, Denied in Part: 0

Overall Win Rate: 83.3%

Average Time to Decision: 1.6 months from motion filing

Case Number	Case Name	Movant	Decision	Pendency (months)	Decision Date
1:00cv00145	AMERICAN MANAGMENT, et al v. LANCASTER, et al	Plaintiff	Granted	0.23	8/9/2000
2:91cv00290	VUITTON v. GIBRAN, et al	Plaintiff	Granted	0.43	10/8/1991
2:93cv00134	CHOICE HOTELS INTL v. KENNEBUNK HOTELS, IN, et al	Plaintiff	Granted	4.24	10/4/1993
2:04cv00083	BOB'S DISCOUNT FURNITURE INCORPORATED et al v. BOB'S DISCOUNT OFF-PRICE SUPERSTORES INCORPORATED	Plaintiff	Granted	1.94	7/19/2004
2:95cv00081	BEST FLAVORS INC v. MYSTIC RIVER BREWING, et al	Plaintiff	Granted	2.30	6/1/1995
2:08cv00229	DOWNEAST PHOTO / E MEDIA LLC v. HYUNDAI MOTOR AMERICA	Plaintiff	Denied	0.63	7/28/2008

Singal, George

Total Decisions: 1

Total Granted: 1

Total Denied: 0

Total Granted in Part, Denied in Part: 0

Overall Win Rate: 100.0%

Average Time to Decision: 2.1 months from motion filing

Case Number	Case Name	Movant	Decision	Pendency (months)	Decision Date
2:09cv00600	NATIONWIDE PAYMENT SOLUTIONS LLC v. PLUNKETT et al	Plaintiff	Granted	2.14	3/24/2010

Woodcock, John

Total Decisions: 1

Total Granted: 1

Total Denied: 0

Total Granted in Part, Denied in Part: 0

Overall Win Rate: 100.0%

Average Time to Decision: 10.4 months from motion filing

Case Number	Case Name	Movant	Decision	Pendency (months)	Decision Date
1:03cv00026	SOUTHERN STATES COOPERATIVE INC v. BREWER AGWAY REALTY TRUST	Plaintiff	Granted	10.43	1/7/2004

Maryland

The dockets of trademark cases in Maryland were examined to identify decisions on contested preliminary injunction motions. The number of decisions found, the number granted, and the number denied are as follows:

Total Decisions: 86

Total Granted: 50 Plaintiff Granted: 49 Defendant Granted: 1

Total Denied: 31 Plaintiff Denied: 30 Defendant Denied: 1

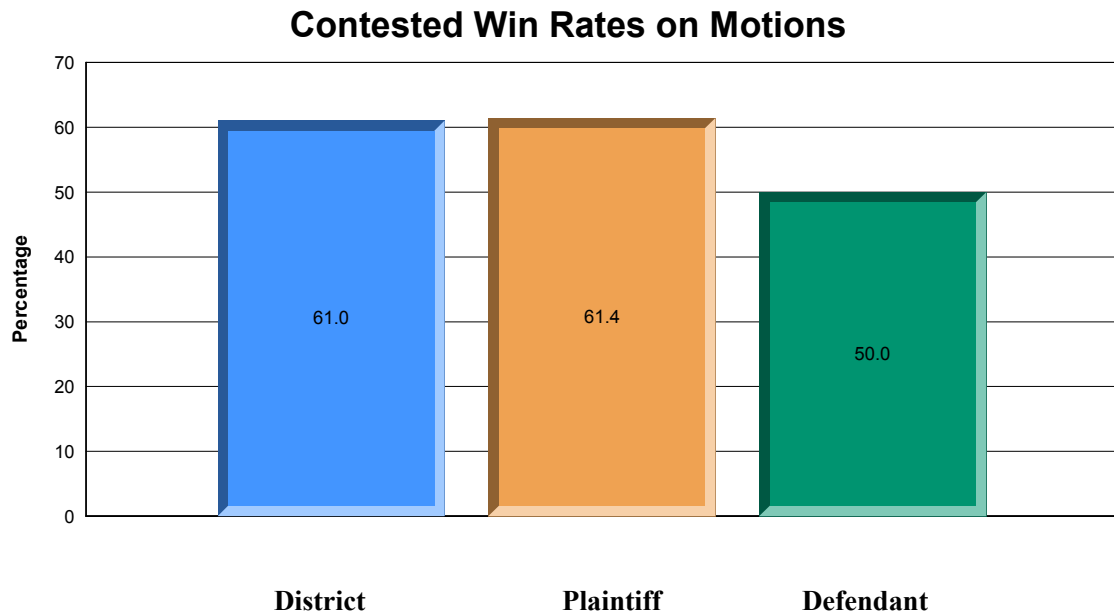
Total Granted in Part, Denied in Part: 5 Plaintiff Granted in Part: 4

Defendant Granted in Part: 1

Plaintiff Win Rate: 61.4%

Defendant Win Rate: 50.0%

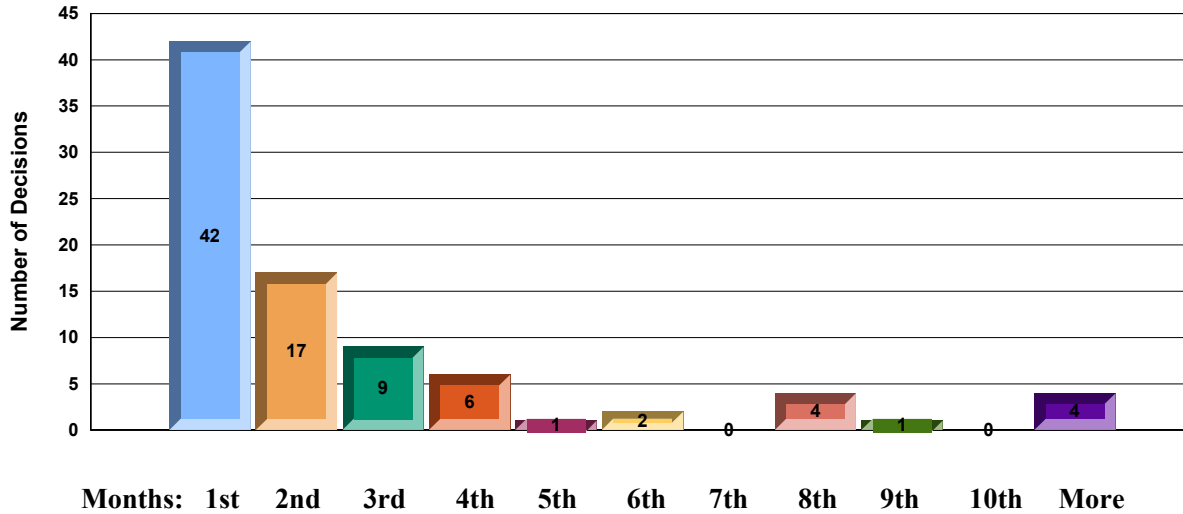
Overall Win Rate: 61.0%



The average time from motion filing to decision was 2.1 months from motion filing. The distribution of times to decision for these motions is illustrated in the chart below.

Distribution of Decisions

For Maryland



Bennett, Richard

Total Decisions: 1
 Total Granted: 1
 Total Denied: 0
 Total Granted in Part, Denied in Part: 0
 Overall Win Rate: 100.0%
 Average Time to Decision: 1.0 months from motion filing

Case Number	Case Name	Movant	Decision	Pendency (months)	Decision Date
1:05cv00576	ATL International, Inc. v. Sipes et al	Plaintiff	Granted	0.95	3/29/2005

Blake, Catherine

Total Decisions: 5

Total Granted: 4

Total Denied: 1

Total Granted in Part, Denied in Part: 0

Overall Win Rate: 80.0%

Average Time to Decision: 2.0 months from motion filing

Case Number	Case Name	Movant	Decision	Pendency (months)	Decision Date
1:04cv02741	Consolidated HVAC Inc. v. All State Plumbing, Inc. et al	Plaintiff	Granted	0.53	9/9/2004
1:04cv02741	Consolidated HVAC Inc. v. All State Plumbing, Inc. et al	Plaintiff	Granted	0.03	9/9/2004
1:98cv03868	Pfizer Inc. v. Studio Publications, et al	Plaintiff	Granted	0.00	12/11/1998
1:08cv00065	Gruppo Essenziero Italiano, S.p.A. v. Aromi D'Italia Inc.	Plaintiff	Denied	1.51	5/30/2008
1:10cv02024	Prosperity Systems, Inc. v. Ali	Plaintiff	Granted	7.80	3/31/2011

Chasanow, Deborah

Total Decisions: 12

Total Granted: 2

Total Denied: 10

Total Granted in Part, Denied in Part: 0

Overall Win Rate: 16.7%

Average Time to Decision: 3.8 months from motion filing

Case Number	Case Name	Movant	Decision	Pendency (months)	Decision Date
8:97cv00640	Maine Avenue Seafood v. Crab House, Inc., et al	Plaintiff	Denied	0.10	3/6/1997
8:97cv04255	National Football, et al v. Does, et al	Plaintiff	Granted	0.00	12/19/1997
8:99cv00323	Calvert Group, Ltd. v. FMR Corp., et al	Plaintiff	Denied	2.04	4/8/1999
8:99cv01629	McClure, Blumenfeld v. Family Dental Group, et al	Plaintiff	Denied	0.43	6/21/1999
8:95cv01483	Abbott Laboratories v. Amana Corporation	Plaintiff	Granted	0.13	6/12/1995
1:06cv03177	Ledo Pizza System, Inc. et al v. Ledo Restaurant, Inc. et al	Plaintiff	Denied	0.03	11/28/2006
8:09cv02357	Bethesda Softworks LLC v. Interplay Entertainment Corporation	Plaintiff	Denied	3.09	12/11/2009
8:09cv02357	Bethesda Softworks LLC v. Interplay Entertainment Corporation	Plaintiff	Denied	1.94	8/4/2011
8:09cv02357	Bethesda Softworks LLC v. Interplay Entertainment Corporation	Plaintiff	Denied	1.94	8/4/2011
8:10cv00327	Field of Screams, LLC v. Olney Boys and Girls Community Sports Association, Inc.	Plaintiff	Denied	11.64	3/14/2011
8:10cv02419	Intendis, Inc. v. River's Edge Pharmaceuticals, LLC et al	Plaintiff	Denied	11.32	9/22/2011
8:10cv02419	Intendis, Inc. v. River's Edge Pharmaceuticals, LLC et al	Plaintiff	Denied	12.70	9/22/2011

Garbis, Marvin

Total Decisions: 16

Total Granted: 9

Total Denied: 4

Total Granted in Part, Denied in Part: 3

Overall Win Rate: 65.6%

Average Time to Decision: 1.5 months from motion filing

Case Number	Case Name	Movant	Decision	Pendency (months)	Decision Date
1:97cv00238	Honeywell, Inc. v. Airtech Corporation, et al	Plaintiff	Granted	0.13	5/2/1997
1:01cv00085	Dunkin' Donuts, et al v. Bashir, Inc., et al	Plaintiff	Granted	0.69	2/1/2001
1:01cv00085	Dunkin' Donuts, et al v. Bashir, Inc., et al	Plaintiff	Granted	0.79	4/30/2001
1:01cv03448	Interact Accessories v. Intec, Inc.	Plaintiff	Granted in part, Denied in Part	0.26	11/28/2001
1:03cv00644	Manger Packing Corporation v. Garcia et al	Plaintiff	Denied	0.36	3/21/2003
1:04cv01112	Naturalawn, Inc. et al v. Bay Country Natural Lawns, Inc. et al	Plaintiff	Denied	2.30	6/17/2004
1:90cv02991	Seraphim, Inc. v. Bethesda Apothecary, et al	Plaintiff	Denied	2.34	3/14/1991
1:91cv03289	Harley-Davidson, Inc v. Cleary, et al	Plaintiff	Granted	3.45	4/3/1992
1:95cv02394	No Fear, Inc. v. Sunsatons, et al	Plaintiff	Granted	1.18	9/20/1995
1:98cv03405	Mars Super Markets v. Mars, Inc., et al	Plaintiff	Granted	5.23	3/17/1999
8:00cv02565	Learning Network, et al v. Discovery	Plaintiff	Granted	0.43	2/7/2001
8:93cv00385	Grease Monkey v. Pearco, Inc., et al	Plaintiff	Granted in part, Denied in Part	3.32	5/17/1993
8:94cv00221	Microsoft v. Grey Computer, Inc., et al	Plaintiff	Granted	0.00	1/31/1994
1:06cv02607	Alliance/Burkhardt, LLC v. Reed et al	Plaintiff	Granted	0.26	10/12/2006
1:08cv03041	Funky Brown Chick Corp. v. Callahan	Plaintiff	Denied	2.89	10/13/2009
1:10cv02035	Aero Roofing Company, Inc. v. Aero Commercial Contractors, Inc.	Plaintiff	Granted in part, Denied in Part	0.95	8/25/2010

Legg, Benson

Total Decisions: 9

Total Granted: 6

Total Denied: 3

Total Granted in Part, Denied in Part: 0

Overall Win Rate: 66.7%

Average Time to Decision: 0.8 months from motion filing

Case Number	Case Name	Movant	Decision	Pendency (months)	Decision Date
1:03cv03286	International House of Pancakes, Inc. v. McNeal	Plaintiff	Denied	0.23	11/24/2003
1:00cv02056	American Leak, et al v. Murray, et al	Plaintiff	Granted	0.95	8/4/2000
1:92cv00270	Dunkin' Donuts, Inc. v. M.I. Donuts, Inc., et al	Plaintiff	Granted	1.22	3/6/1992
1:92cv01220	Glover, et al v. Ampak, Inc., et al	Plaintiff	Granted	0.00	4/30/1992
1:92cv01326	Talbot Street Pier v. Layton & Assoc., et al	Plaintiff	Denied	1.64	7/1/1992
1:95cv01529	Aoyoma International, et al v. Veen, et al	Plaintiff	Denied without Prejudice	1.18	11/3/1995
1:95cv03581	American Board v. Hestrin	Defendant	Granted	0.00	1/30/1996
8:01cv02866	ServiceMaster v. Linthicum, et al	Plaintiff	Granted	0.30	10/5/2001
8:97cv01177	Baran Advanced v. Esus, Inc., et al	Plaintiff	Granted	1.78	9/10/1997

Messitte, Peter

Total Decisions: 3

Total Granted: 2

Total Denied: 1

Total Granted in Part, Denied in Part: 0

Overall Win Rate: 66.7%

Average Time to Decision: 3.6 months from motion filing

Case Number	Case Name	Movant	Decision	Pendency (months)	Decision Date
8:93cv03858	Metropolitan Wood, et al v. Metropolitan Wood, et al	Plaintiff	Granted	7.43	9/2/1994
1:94cv02309	Komatsu Dresser, et al v. Changling America	Plaintiff	Granted	0.00	8/18/1994
8:10cv03193	DOS Friends, Inc. et al v. Brahman, Inc. et al	Plaintiff	Denied	3.45	4/27/2011

Motz, J.

Total Decisions: 17

Total Granted: 15

Total Denied: 2

Total Granted in Part, Denied in Part: 0

Overall Win Rate: 88.2%

Average Time to Decision: 1.2 months from motion filing

Case Number	Case Name	Movant	Decision	Pendency (months)	Decision Date
1:00cv00514	Neurotron, Inc. v. American Association	Plaintiff	Denied	0.03	2/25/2000
1:96cv03273	ATL International v. Benson	Plaintiff	Granted	0.00	10/18/1996
1:92cv02150	Resort Condominiums v. International Travel, et al	Plaintiff	Granted	0.10	8/3/1992
1:01cv03000	Pfizer, Inc., v. Horowitz	Plaintiff	Granted	0.03	10/11/2001
1:01cv04014	Dunkin' Donuts Inc. v. Jam and Family, et al	Plaintiff	Granted	5.03	5/23/2002
1:04cv01477	International House of Pancakes, Inc. v. McNeal	Plaintiff	Granted	1.55	1/18/2005
1:04cv01480	International House of Pancakes, Inc. v. McNeal	Plaintiff	Granted	3.75	2/17/2005
1:94cv00368	ATL International v. Lutzko	Plaintiff	Granted	0.66	11/10/1994
1:94cv00438	ATL International v. Whitley	Plaintiff	Granted	4.51	9/9/1994
1:94cv02249	London Fog v. Fashion Rite Corp., et al	Plaintiff	Granted	0.26	8/19/1994
1:96cv01564	Gazette Newspapers v. The New Paper, Inc.	Plaintiff	Granted	1.51	7/2/1996
1:96cv02813	America's Favorite, et al v. Popeye's of Maryland, et al	Plaintiff	Denied	1.41	11/8/1996
1:97cv03642	ATL International v. Baradar	Plaintiff	Granted	0.49	11/14/1997
8:02cv02034	Wyeth, et al v. 3D Group, Inc., et al	Plaintiff	Granted	0.00	6/17/2002
8:95cv00068	Winterland, et al v. Various John Does, et al	Plaintiff	Granted	0.23	1/17/1995
8:95cv00068	Winterland, et al v. Various John Does, et al	Plaintiff	Granted	0.20	4/9/1998
8:95cv03154	Barrier Technology, et al v. Blazebreak, Inc., et al	Plaintiff	Granted	0.07	2/29/1996

Nickerson, William

Total Decisions: 11

Total Granted: 4

Total Denied: 7

Total Granted in Part, Denied in Part: 0

Overall Win Rate: 36.4%

Average Time to Decision: 2.9 months from motion filing

Case Number	Case Name	Movant	Decision	Pendency (months)	Decision Date
1:00cv00514	Neurotron, Inc. v. American Association	Plaintiff	Denied	3.03	6/15/2000
1:91cv02117	The Citrus Group v. Cadbury Beverages, et al	Plaintiff	Denied	2.04	9/26/1991
1:92cv01593	Capcom U.S.A., Inc. v. Scherillo, et al	Plaintiff	Granted	1.15	7/10/1992
1:92cv01593	Capcom U.S.A., Inc. v. Scherillo, et al	Plaintiff	Granted	0.26	7/10/1992
1:93cv00288	W.R. Grace & Co., et al v. Gracecare, Inc., et al	Plaintiff	Denied	2.99	6/3/1993
1:93cv00816	Coldwell, Banker, et al v. Elite Properties, et al	Plaintiff	Denied without Prejudice	2.24	5/26/1993
1:94cv01585	Prince George's Cab v. Yellow Cab of PG, et al	Plaintiff	Denied	8.19	2/13/1995
1:96cv03889	AAA Ice Company v. Watkins	Plaintiff	Denied	1.41	3/26/1997
1:97cv00514	Dunkin' Donuts v. Cafe Donut, LLC, et al	Plaintiff	Granted	0.20	2/25/1997
1:98cv00869	Karl Storz Endoscopy v. Fiber Tech Medical	Plaintiff	Denied	10.07	3/2/1999
1:97cv04252	ATL International v. Waters, et al	Plaintiff	Granted	0.03	12/19/1997

Quarles, William

Total Decisions: 4

Total Granted: 0

Total Denied: 2

Total Granted in Part, Denied in Part: 2

Overall Win Rate: 25.0%

Average Time to Decision: 2.6 months from motion filing

Case Number	Case Name	Movant	Decision	Pendency (months)	Decision Date
1:04cv01955	The Sterilex Corporation v. Steriox Technologies, Inc.	Plaintiff	Denied	2.27	8/31/2004
1:03cv03426	Maggiemoo's International, LLC v. Maggiemoo's of Wilmington, Inc. et al	Plaintiff	Granted in part, Denied in Part	0.03	12/4/2003
1:09cv00510	Flo Pac, LLC v. NuTech, LLC et al	Defendant	Granted in part, Denied in Part	0.89	3/30/2009
1:10cv02236	Chattery International, Inc. et al v. Jolida, Inc.	Defendant	Denied	7.11	3/28/2011

Titus, Roger

Total Decisions: 2

Total Granted: 2

Total Denied: 0

Total Granted in Part, Denied in Part: 0

Overall Win Rate: 100.0%

Average Time to Decision: 1.7 months from motion filing

Case Number	Case Name	Movant	Decision	Pendency (months)	Decision Date
8:03cv02441	Young Again Products, Inc. v. Acord et al	Plaintiff	Granted	1.88	3/25/2004
8:11cv02159	Red Tomato, Inc. v. Bozkurt et al	Plaintiff	Granted	1.55	1/23/2012

Williams, Alexander

Total Decisions: 6

Total Granted: 5

Total Denied: 1

Total Granted in Part, Denied in Part: 0

Overall Win Rate: 83.3%

Average Time to Decision: 2.3 months from motion filing

Case Number	Case Name	Movant	Decision	Pendency (months)	Decision Date
8:02cv00184	Berkshire Realty, et al v. Hrabak, et al	Plaintiff	Granted	2.24	3/26/2002
8:95cv02858	Robertson, et al v. Greater Media, Inc., et al	Plaintiff	Granted	0.07	9/27/1995
8:00cv02710	Baskin-Robbins, USA v. MBM Thomas, Inc., et al	Plaintiff	Granted	1.15	10/16/2000
8:02cv00320	Giant Brands, Inc., et al v. Giant Eagle, Inc., et al	Plaintiff	Denied	7.76	9/24/2002
8:04cv04072	Goldman v. Diamond Settlement Services, Inc.	Plaintiff	Granted	1.78	4/6/2005
8:09cv02290	BWB Systems, Inc. v. Rubio Restaurant Management Corp., et al	Plaintiff	Granted	0.82	9/22/2009

Massachusetts

The dockets of trademark cases in Massachusetts were examined to identify decisions on contested preliminary injunction motions. The number of decisions found, the number granted, and the number denied are as follows:

Total Decisions: 167

Total Granted: 97 Plaintiff Granted: 94 Defendant Granted: 3

Total Denied: 62 Plaintiff Denied: 57 Defendant Denied: 5

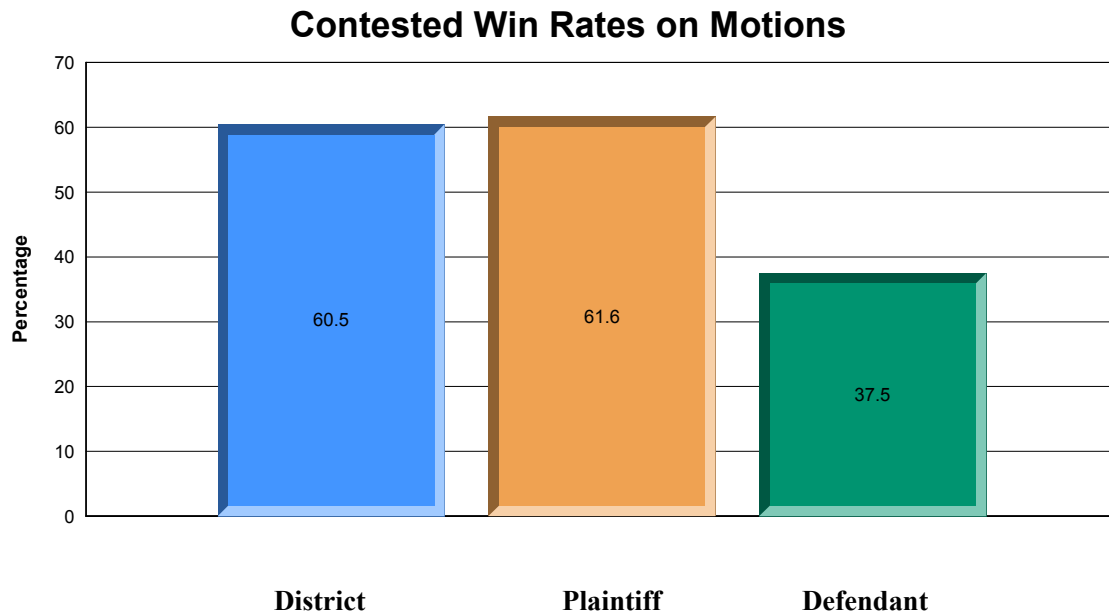
Total Granted in Part, Denied in Part: 8 Plaintiff Granted in Part: 8

Defendant Granted in Part: 0

Plaintiff Win Rate: 61.6%

Defendant Win Rate: 37.5%

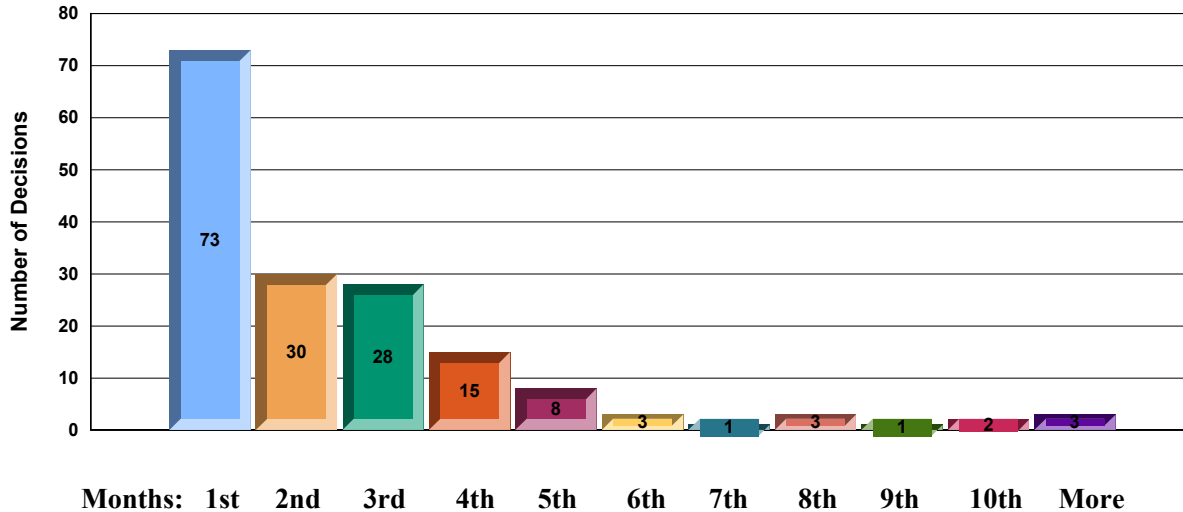
Overall Win Rate: 60.5%



The average time from motion filing to decision was 2.0 months from motion filing. The distribution of times to decision for these motions is illustrated in the chart below.

Distribution of Decisions

For Massachusetts



Casper, Denise

Total Decisions: 1
 Total Granted: 0
 Total Denied: 1
 Total Granted in Part, Denied in Part: 0
 Overall Win Rate: 0.0%
 Average Time to Decision: 3.2 months from motion filing

Case Number	Case Name	Movant	Decision	Pendency (months)	Decision Date
1:12cv10568	Euro-Pro Operating LLC v. TTI Floor Care North America d/b/a Hoover	Plaintiff	Denied	3.22	7/11/2012

Collings, Robert

Total Decisions: 1
 Total Granted: 0
 Total Denied: 1
 Total Granted in Part, Denied in Part: 0
 Overall Win Rate: 0.0%
 Average Time to Decision: 2.0 months from motion filing

Case Number	Case Name	Movant	Decision	Pendency (months)	Decision Date
1:10cv10118	Bear Republic Brewing Co. v. Central City Brewing Co.	Plaintiff	Denied	2.01	6/7/2010

Dein, Judith

Total Decisions: 1

Total Granted: 1

Total Denied: 0

Total Granted in Part, Denied in Part: 0

Overall Win Rate: 100.0%

Average Time to Decision: 2.1 months from motion filing

Case Number	Case Name	Movant	Decision	Pendency (months)	Decision Date
1:09cv11222	TriMark USA, Inc. v. Performance Food Group Company et al	Plaintiff	Granted	2.07	10/21/2009

Gertner, Nancy

Total Decisions: 11

Total Granted: 5

Total Denied: 4

Total Granted in Part, Denied in Part: 2

Overall Win Rate: 54.5%

Average Time to Decision: 3.2 months from motion filing

Case Number	Case Name	Movant	Decision	Pendency (months)	Decision Date
1:00cv10578	Paymaster Tech. v. Gordon	Plaintiff	Granted	3.78	7/20/2000
1:00cv11843	Dragon Systems, Inc., et al v. Alves, et al	Plaintiff	Granted	3.72	1/4/2001
1:02cv10206	Charles Square v. The Inn at Copley	Plaintiff	Denied	3.42	5/23/2002
1:02cv10778	Converse, Inc. v. Stride Rite	Plaintiff	Denied	2.73	7/22/2002
1:05cv10754	Stoughton Youth Athletic Club v. Thorton	Plaintiff	Granted	2.76	7/7/2005
1:94cv12439	Gillette Company, et al v. Fisher Pen Company	Plaintiff	Denied	0.95	12/27/1995
1:96cv11472	Stop & Shop Supermar, et al v. Big Y Foods, Inc.	Defendant	Denied	3.16	10/23/1996
1:96cv12560	Thermos Company v. Price Costco Inc.	Plaintiff	Granted in part, Denied in Part	0.89	2/26/1997
1:97cv10427	Kroin Inc., et al v. Kohler Company, et al	Plaintiff	Granted in part, Denied in Part	11.25	2/5/1998
1:98cv10581	Best Read Guides, Inc v. Capecod.com, llc, et al	Defendant	Granted	2.04	7/2/1998
1:07cv11179	Zone Labs, Inc. v. Zone Cafe, LLC et al	Plaintiff	Granted	0.89	8/7/2007

Gorton, Nathaniel

Total Decisions: 14

Total Granted: 7

Total Denied: 4

Total Granted in Part, Denied in Part: 3

Overall Win Rate: 60.7%

Average Time to Decision: 1.4 months from motion filing

Case Number	Case Name	Movant	Decision	Pendency (months)	Decision Date
4:04cv40051	Boxcar Media, LLC et al v. Redneckjunk, LLC et al	Plaintiff	Granted	1.81	6/8/2004
4:95cv40092	Future Electronics C v. Repron Electronics	Plaintiff	Granted	0.16	5/24/1995
4:95cv40131	TEC Engineering Corp v. Budget Molders Suppl, et al	Plaintiff	Granted in part, Denied in Part	0.66	8/1/1995
4:95cv40190	Cabot Safety Int v. Arkon Safety Eq, et al	Plaintiff	Denied	3.42	2/4/1998
4:97cv40112	Affordable Windows v. Affordable Contract, et al	Plaintiff	Granted in part, Denied in Part	1.05	7/14/1997
4:97cv40144	DB Riley, Inc. v. AB Engineering Corp., et al	Plaintiff	Denied	1.45	9/18/1997
4:03cv40273	BayState Savings Bank v. Baystate Financial Services, LLC.	Plaintiff	Denied	2.89	6/25/2004
1:07cv11222	Boston Duck Tours v. Super Duck Tours, LLC	Plaintiff	Granted	0.36	7/13/2007
1:09cv10947	Operation ABLE of Greater Boston v. National Able Network, Inc.	Plaintiff	Granted in part, Denied in Part	1.97	8/3/2009
1:10cv11002	Peoples Federal Savings Bank v People's United Bank	Plaintiff	Denied without Prejudice	0.82	8/9/2010
1:10cv12125	Boathouse Group, Inc. v. TigerLogic Corporation	Plaintiff	Granted	1.58	3/7/2011
1:11cv11033	Plum Island Soap Company, LLC v. Fleming et al	Plaintiff	Granted	2.34	8/19/2011
1:12cv10602	Bain & Company Inc. v. Jim Woods	Plaintiff	Granted	0.49	4/19/2012
1:12cv10688	NobelCom, LLC v. Millennium Tele Card, LLC	Plaintiff	Granted	0.46	5/2/2012

Harrington, Edward

Total Decisions: 14

Total Granted: 11

Total Denied: 3

Total Granted in Part, Denied in Part: 0

Overall Win Rate: 78.6%

Average Time to Decision: 0.8 months from motion filing

Case Number	Case Name	Movant	Decision	Pendency (months)	Decision Date
1:00cv10002	Stanhope, et al v. Roxbury Twain Publis	Plaintiff	Granted	1.18	2/24/2000
1:00cv10467	Unext.Com,LLC v. Learnsoft Corp., et al	Plaintiff	Denied	0.95	4/27/2000
1:02cv11706	RST Concerts, Inc., et al v. John Does 1-100, et al	Plaintiff	Granted	0.23	9/3/2002
1:05cv10108	Eastman Kodak Company v. Fingerhut	Plaintiff	Granted	0.00	1/18/2005
1:91cv11155	Lucas Metier,Inc. v. Artemis Sytems, Inc.	Plaintiff	Granted	2.11	9/17/1991
1:92cv10975	The Keds Corporation, et al v. Costco Wholesale Co.	Plaintiff	Granted	0.03	4/28/1992
1:93cv12079	Grateful Dead, et al v. Does 1-500,	Plaintiff	Granted	0.00	9/23/1993
1:93cv12818	Giant Merchandising v. Burns, et al	Plaintiff	Granted	0.03	12/30/1993
1:95cv12001	Friend Building v. Project-Pros, Inc.	Plaintiff	Granted	1.15	2/29/1996
1:96cv12535	Mereben LLC. v. Elfman Carpet, et al	Plaintiff	Denied	1.18	1/21/1997
1:98cv12589	Public Service Co. v. Nexus Energy Softwar	Plaintiff	Granted	2.07	2/24/1999
1:93cv10232	Ticketmaster, et al v. Milardo, et al	Plaintiff	Granted	0.30	2/12/1993
1:98cv11625	Squirrel Brand Co. v. Mammoth Records, Inc, et al	Plaintiff	Denied	1.61	10/1/1998
1:90cv11265	S.B. Thomas, Inc. v. Demoulas Supermarket	Plaintiff	Granted	0.00	5/11/1990

O'Toole, George

Total Decisions: 18

Total Granted: 8

Total Denied: 9

Total Granted in Part, Denied in Part: 1

Overall Win Rate: 47.2%

Average Time to Decision: 3.2 months from motion filing

Case Number	Case Name	Movant	Decision	Pendency (months)	Decision Date
1:98cv11285	Sony Signatures, Inc v. John Does 1-100, et al	Plaintiff	Granted	0.00	7/2/1998
1:00cv11772	Reed v. King B Productions, et al	Plaintiff	Granted	0.03	9/1/2000
1:00cv10599	ICAST Corporation, v. Uyenoyama	Plaintiff	Granted	1.12	6/6/2000
1:01cv12228	Fechtor, Detwiler v. Blackfin Research, et al	Plaintiff	Denied	0.13	12/21/2001
1:03cv10332	Inkadinkado, Inc. v. Meyer	Defendant	Denied	5.30	9/16/2003
1:03cv11365	C. HedenKamp GmbH v. Atlantis International Corporation et al	Plaintiff	Granted	4.28	11/25/2003
1:03cv11662	New England Cord Blood Bank, Inc. v. Alpha Cord, Inc. et al	Plaintiff	Denied	4.44	1/21/2004
1:04cv12094	Perfection Fence Corp v. Fiber Composites LLC	Plaintiff	Granted	3.52	2/10/2005
1:95cv12147	Aqua-Leisure v. InGEAR Corporation	Plaintiff	Granted in part, Denied in Part	2.11	11/30/1995
1:96cv10894	Leejay, Inc. v. Bed Bath & Beyond	Plaintiff	Denied	2.66	7/23/1996
1:96cv12551	American Board v. Johnson-Powell	Plaintiff	Denied	0.10	1/24/1997
1:97cv10613	The Mailhouse, Inc. v. Economic Alliance, et al	Plaintiff	Granted	0.53	4/4/1997
1:97cv12552	Archaeology, Inc. v. Remnants and Relics, et al	Plaintiff	Denied	2.40	1/26/1998
1:98cv12488	The Forum Corporatio v. Landmark Education C, et al	Plaintiff	Denied	10.20	3/9/2000
1:99cv10828	Q Division Records, v. Q Records and QVC,	Plaintiff	Denied	9.90	2/11/2000
1:09cv11505	Voice of the Arab World, Inc. v. MDTV Medical News Now, Inc.	Defendant	Granted	3.03	2/25/2010
1:11cv10563	Bose Corporation v. Chen et al	Plaintiff	Granted	0.46	4/25/2011
1:10cv10742	Unleashed Doggie Day Care, LLC v. Petco Animal Supplies Stores, Inc.	Plaintiff	Denied	7.43	12/16/2010

Ponsor, Michael

Total Decisions: 15

Total Granted: 11

Total Denied: 4

Total Granted in Part, Denied in Part: 0

Overall Win Rate: 73.3%

Average Time to Decision: 1.7 months from motion filing

Case Number	Case Name	Movant	Decision	Pendency (months)	Decision Date
3:03cv30228	Phoenix Poultry Corp. v. Wellington Farms of Massachusetts, Inc. et al	Plaintiff	Denied	2.40	12/1/2003
3:03cv30228	Phoenix Poultry Corp. v. Wellington Farms of Massachusetts, Inc. et al	Defendant	Granted	1.71	12/1/2003
3:04cv30126	Hutchins v. Cardiac Science, Inc.	Plaintiff	Granted	1.84	12/29/2005
3:04cv30126	Hutchins v. Cardiac Science, Inc.	Defendant	Denied	10.13	9/27/2006
3:05cv30076	Dialogo, LLC et al v. Bauza et al	Plaintiff	Denied	0.33	5/23/2005
3:97cv30039	Adidas AG, et al v. Glory Gift & Variety, et al	Plaintiff	Granted	0.46	3/13/1997
3:97cv30039	Adidas AG, et al v. Glory Gift & Variety, et al	Plaintiff	Granted	2.76	8/1/1997
3:98cv30220	American Bd. Surgery v. Ciborski	Plaintiff	Granted	0.26	11/24/1998
3:99cv30261	Resort Maps, Inc. v. Map Display, Inc.	Plaintiff	Granted	1.51	1/24/2000
3:06cv30206	Video Communications, Inc. v. Wideorbit, Inc	Plaintiff	Granted	0.43	12/14/2006
3:08cv30237	PeoplesBank v. The Bank of Western Massachusetts et al	Plaintiff	Denied	0.23	12/30/2008
3:09cv30095	Megadance USA Corp. v. Gardens Dance Studio, Inc. et al	Plaintiff	Granted	0.43	9/29/2009
3:09cv30067	Megadance USA Corp. et al v. Kristine Knipp, et al	Plaintiff	Granted	1.25	6/8/2009
3:10cv30037	The Option Institute and Fellowship v. Houghton et al	Plaintiff	Granted	2.01	4/19/2010
3:11cv30114	Matcal, Inc. v. Wings Over Providence, LLC et al	Plaintiff	Granted	0.49	5/13/2011

Saris, Patti

Total Decisions: 13

Total Granted: 7

Total Denied: 6

Total Granted in Part, Denied in Part: 0

Overall Win Rate: 53.8%

Average Time to Decision: 2.7 months from motion filing

Case Number	Case Name	Movant	Decision	Pendency (months)	Decision Date
1:00cv10192	The J. Jill Group v. Chava International	Plaintiff	Denied without Prejudice	7.93	9/29/2000
1:00cv11728	Savin Corporation v. Rayne, et al	Plaintiff	Granted	3.91	3/26/2001
1:01cv10652	Dunkin' Donuts Inc. v. Argiros, et al	Plaintiff	Granted	1.81	6/13/2001
1:01cv10668	Ford Models, Inc. v. The Candy Ford Group	Plaintiff	Granted	1.41	7/25/2002
1:94cv11551	Equine Technologies v. Equitchnology, Inc., et al	Plaintiff	Granted	4.61	12/20/1994
1:94cv11710	Three Blind Mice v. Cyrk, Inc.	Plaintiff	Granted	5.59	6/16/1995
1:95cv12576	PI, Inc., et al v. Bonforte, et al	Plaintiff	Denied	0.20	1/29/1996
1:95cv12576	PI, Inc., et al v. Bonforte, et al	Plaintiff	Denied	0.13	1/29/1996
1:97cv11080	Lainer v. Bandwagon, Inc.	Plaintiff	Denied	4.11	12/1/1997
1:97cv12337	International Tan v. Exclusively Salons	Plaintiff	Denied without Prejudice	0.07	10/31/1997
1:99cv11604	CCBN.COM, INC. v. C-CALL.COM, INC.	Plaintiff	Denied	3.55	11/18/1999
1:06cv10440	Gather Inc. v. Gatheroo, LLC et al	Plaintiff	Granted	0.82	4/4/2006
1:09cv11536	Health Management Resources Corporation v. Robard Corporation	Plaintiff	Granted	0.53	10/16/2009

Saylor, F.

Total Decisions: 4

Total Granted: 2

Total Denied: 2

Total Granted in Part, Denied in Part: 0

Overall Win Rate: 50.0%

Average Time to Decision: 2.1 months from motion filing

Case Number	Case Name	Movant	Decision	Pendency (months)	Decision Date
4:05cv40046	Diamond Staffing Solutions, Inc v. Diamond Staffing, Inc	Plaintiff	Denied	2.30	9/16/2005
4:08cv40054	Commerce Bank & Trust Company v. TDBanknorth Inc. et al	Plaintiff	Granted	1.05	5/2/2008
4:08cv40104	Lincoln Precision Machining Company v. Lug-All Corporation	Plaintiff	Denied	2.07	7/15/2010
4:11cv40021	Polar Corporation v. PepsiCo, Inc et al	Plaintiff	Granted	3.06	4/28/2011

Stearns, Richard

Total Decisions: 10

Total Granted: 3

Total Denied: 6

Total Granted in Part, Denied in Part: 1

Overall Win Rate: 35.0%

Average Time to Decision: 1.7 months from motion filing

Case Number	Case Name	Movant	Decision	Pendency (months)	Decision Date
1:00cv10074	Cambridge Documentar v. Kilbourne, et al	Plaintiff	Denied	1.81	3/8/2000
1:00cv10074	Cambridge Documentar v. Kilbourne, et al	Plaintiff	Denied	0.92	7/19/2000
1:00cv12625	President and Fellow v. Harvard Bioscience	Plaintiff	Granted in part, Denied in Part	3.42	4/9/2001
1:03cv10922	Boston Mortgage Group, Inc. v. Sardina et al	Plaintiff	Denied	0.79	6/9/2003
1:94cv10179	National Found v. National Credit, et al	Plaintiff	Granted	0.07	11/30/1994
1:08cv10098	Lowell Jr. Riverhawks, Inc. et al v. Marengi	Plaintiff	Granted	0.26	1/30/2008
1:08cv11369	Remedy Intelligent Staffing, Inc. v. Metropolitan Employment Corporation of America, Inc. et al	Plaintiff	Denied	2.63	11/21/2008
1:08cv11934	Instrumentation Laboratory Company v. Diamond Diagnostics Inc.	Plaintiff	Denied without Prejudice	2.86	2/26/2009
1:09cv11719	Explorica, Inc. v. Elderhostel, Inc. d/b/a Exploritas	Plaintiff	Denied without Prejudice	2.96	2/1/2010
1:11cv10453	Honey Dew Associates, Inc. v. JSJE, LLC et al	Plaintiff	Granted	1.05	5/2/2011

Tauro, Joseph

Total Decisions: 13

Total Granted: 8

Total Denied: 4

Total Granted in Part, Denied in Part: 1

Overall Win Rate: 65.4%

Average Time to Decision: 2.1 months from motion filing

Case Number	Case Name	Movant	Decision	Pendency (months)	Decision Date
1:01cv10627	Aura Communications v. Aura Networks Inc.	Plaintiff	Granted	1.84	6/8/2001
1:02cv11500	Mcgraw-Edison Co., et al v. New Century Brewing, et al	Plaintiff	Granted	1.09	9/23/2002
1:04cv11539	Stickle et al v. Orfanos	Plaintiff	Granted	3.82	11/2/2004
1:98cv11521	Ion Track Instrum v. Barringer Technol, et al	Plaintiff	Granted in part, Denied in Part	7.96	3/29/1999
1:98cv12253	Labrador Software v. Lycos, Inc.	Plaintiff	Denied	2.24	1/12/1999
1:99cv11123	EMC Corporation v. Hewlett-Packard Co	Plaintiff	Granted	1.41	7/8/1999
1:99cv11492	Christie Food Prod v. Cara donna, et al	Plaintiff	Granted	1.38	8/25/1999
1:00cv11027	Toy Network, LLC v. Lawlor, et al	Plaintiff	Denied	0.07	6/27/2000
1:05cv12254	Dunkin' Donuts Incorporated et al v. Dozen Donuts, Inc. et al	Plaintiff	Denied without Prejudice	0.03	5/17/2006
1:06cv11809	Tyco Healthcare Group LP et al v. Kimberly-Clark Corporation et al	Plaintiff	Denied	2.04	12/6/2006
1:08cv11948	Honey Dew Associates, Inc. v. Greeley	Plaintiff	Granted	2.53	2/6/2009
1:08cv12087	Sullys Tees LLC v. Number One Source, Inc., et al	Plaintiff	Granted	2.01	2/18/2009
1:12cv10812	King Taco Restaurant, Inc. v. King Tacos et al	Plaintiff	Granted	0.79	7/16/2012

Wolf, Mark

Total Decisions: 8

Total Granted: 3

Total Denied: 5

Total Granted in Part, Denied in Part: 0

Overall Win Rate: 37.5%

Average Time to Decision: 2.2 months from motion filing

Case Number	Case Name	Movant	Decision	Pendency (months)	Decision Date
1:03cv11307	Bravado International Group Merchandising Services, Inc. v. es, LTD et al	Plaintiff	Denied	0.00	7/17/2003
1:92cv11886	Productivity Press v. Simon & Schuster, I	Plaintiff	Denied	0.23	8/13/1992
1:97cv11283	Open Systems Advisor v. Crossroads Software, et al	Plaintiff	Denied	2.11	9/5/1997
1:97cv12713	Visio corporation v. Intellisense Corp	Plaintiff	Denied	2.50	3/16/1998
1:91cv11708	Metropolitan Moving v. Walsh, et al	Plaintiff	Granted	1.28	8/2/1991
1:07cv10230	Gem Plumbing & Heating Co., Inc. et al v. Clockwork Home Services, Inc. et al	Plaintiff	Granted	1.61	5/9/2007
1:10cv12142	Carey International, Inc. v. Carey Limo Service Inc.	Plaintiff	Denied without Prejudice	9.31	9/22/2011
1:12cv10024	American Dental Association v. Darren Stokes	Plaintiff	Granted	0.39	1/17/2012

Woodlock, Douglas

Total Decisions: 15

Total Granted: 6

Total Denied: 9

Total Granted in Part, Denied in Part: 0

Overall Win Rate: 40.0%

Average Time to Decision: 2.4 months from motion filing

Case Number	Case Name	Movant	Decision	Pendency (months)	Decision Date
1:00cv11631	Acushnet Company v. Spalding Sports	Plaintiff	Granted	0.39	8/29/2000
1:01cv10235	Montblanc-Simplo, et al v. Staples, Inc.	Plaintiff	Granted	1.81	5/3/2001
1:02cv10351	Panapesca USA Corp v. Ruggiero Seafood Inc	Plaintiff	Granted	0.39	3/12/2002
1:04cv10785	Century 21 Real Estate Coporation v. Dennehy, Barnes, Venture, Inc. et al	Plaintiff	Denied	2.17	6/24/2004
1:92cv10869	Getty Petroleum v. Aris Getty, Inc., et al	Plaintiff	Granted	0.69	5/5/1992
1:92cv12302	Data General Corpora v. Clarion Software	Defendant	Denied	8.09	6/18/1993
1:97cv10762	Anne Klein & Company v. Grossman, et al	Plaintiff	Granted	0.30	4/18/1997
1:97cv11284	Dunkin Donuts Inc. v. Eberwein, et al	Plaintiff	Denied	1.12	3/17/1998
1:07cv10127	Paradigm Biodevices, Inc. v. Paradigm Spine, LLC	Plaintiff	Denied without Prejudice	3.03	4/26/2007
1:07cv12335	True Religion Apparel, Inc. et al v. True Apparel Company	Plaintiff	Denied	1.94	5/2/2008
1:01cv10936	RGJ Associates, Inc. v. Stainsafe, Inc., et al	Plaintiff	Denied	3.42	9/20/2001
1:08cv10587	NHC Group, Inc. v Summers	Plaintiff	Denied	4.93	9/5/2008
1:08cv11550	Johnny Rockets Licensing Corporation v. Burlington Rockets, Inc.	Plaintiff	Granted	0.92	10/9/2008
1:10cv10740	Boston Athletic Association v. Cafepress.com, Inc. et al	Plaintiff	Denied	1.94	6/28/2010
1:11cv10050	Wow What Savings, LLC v. America Online, Inc.	Plaintiff	Denied without Prejudice	5.00	6/20/2011

Young, William

Total Decisions: 7

Total Granted: 6

Total Denied: 1

Total Granted in Part, Denied in Part: 0

Overall Win Rate: 85.7%

Average Time to Decision: 0.6 months from motion filing

Case Number	Case Name	Movant	Decision	Pendency (months)	Decision Date
1:90cv11822	Glemaan, Inc. v. England, et al	Plaintiff	Granted	0.46	8/8/1990
1:91cv13258	Chauvin Internation v. Does, et al	Plaintiff	Granted	0.26	12/20/1991
1:93cv10550	BCL Finance v. Does, et al	Plaintiff	Granted	0.33	3/25/1993
1:95cv11632	Kasco Corporation v. General Services, I	Plaintiff	Granted	0.53	9/13/1995
1:08cv10370	Select Staffing Solutions, Inc. v Koosharem Corporation	Plaintiff	Granted	2.34	5/27/2008
1:07cv10421	La Rose Construction v. Stonemakers USA LLC et al	Plaintiff	Granted	0.13	3/6/2007
1:09cv11745	Dyson, Inc. v. Euro-Pro Operating, LLC	Plaintiff	Denied	0.10	10/26/2009

Zobel, Rya

Total Decisions: 22

Total Granted: 19

Total Denied: 3

Total Granted in Part, Denied in Part: 0

Overall Win Rate: 86.4%

Average Time to Decision: 1.2 months from motion filing

Case Number	Case Name	Movant	Decision	Pendency (months)	Decision Date
1:00cv11487	Cybox International v. Ground Zero Design,	Plaintiff	Granted	0.16	8/1/2000
1:00cv12058	Legal Sea Foods, Inc v. Coastal Sea Foods,, et al	Plaintiff	Granted	4.41	2/16/2001
1:02cv10111	Signatures Network,, et al v. John Does 1-100, et al	Plaintiff	Granted	0.00	1/18/2002
1:02cv10191	Giant Merchandising v. John Does 1-100, et al	Plaintiff	Granted	0.00	2/5/2002
1:02cv11396	Signatures Network, v. Does 1 through 100, et al	Plaintiff	Granted	0.00	7/11/2002
1:03cv11205	Cousins Entertainment, Inc et al v. John Does 1-100 et al	Plaintiff	Granted	0.43	7/10/2003
1:03cv11218	Giant Merchandising v. John Does 1-100 et al	Plaintiff	Granted	0.43	7/10/2003
1:04cv11223	Giant Merchandising v. John Does 1-100 et al	Plaintiff	Granted	0.33	6/17/2004
1:05cv10628	Signatures Network, Inc. v. John Does 1-100 et al	Plaintiff	Granted	0.00	3/30/2005
1:05cv11641	Cinder Block, Inc. v. John Does 1-100 et al	Plaintiff	Granted	1.02	9/8/2005
1:05cv12219	Signatures Network, Inc. v. John Does 1-100 et al	Plaintiff	Granted	0.07	11/9/2005
1:98cv11852	Zoom Telephonics v. Xoom, Inc.	Plaintiff	Denied without Prejudice	5.79	10/7/1999
1:98cv11852	Zoom Telephonics v. Xoom, Inc.	Plaintiff	Denied	6.94	6/1/2000
1:99cv12267	Hampton v. Thompson	Plaintiff	Granted	0.92	11/30/1999
1:06cv10063	Signatures Network, Inc. v. Does et al	Plaintiff	Granted	0.43	1/24/2006
1:06cv10063	Signatures Network, Inc. v. Does et al	Plaintiff	Granted	0.03	1/24/2006
1:08cv11433	Signatures Network, Inc. v. John Does 1-100 et al	Plaintiff	Granted	0.59	10/9/2008
1:09cv11113	Stop & Shop Supermarket Company et al v. Big Lots, Inc. et al	Defendant	Denied	4.61	11/19/2009
1:09cv11165	TSURT, LLC v. John Does 1-100 et al	Plaintiff	Granted	0.03	7/10/2009
1:09cv11163	Bravado International Group Merchandising Services, Inc. v. John Does 1-100 et al	Plaintiff	Granted	0.03	7/10/2009
1:12cv11535	Ivymedia Corporation v. Take Tour, Inc. et al	Plaintiff	Granted	0.36	8/28/2012
1:12cv10507	Live Nation Merchandise, Inc. v. Does 1-100 et al	Plaintiff	Granted	0.49	4/4/2012

Michigan Eastern

The dockets of trademark cases in Michigan Eastern were examined to identify decisions on contested preliminary injunction motions. The number of decisions found, the number granted, and the number denied are as follows:

Total Decisions: 211

Total Granted: 135 Plaintiff Granted: 131 Defendant Granted: 3

Total Denied: 69 Plaintiff Denied: 60 Defendant Denied: 9

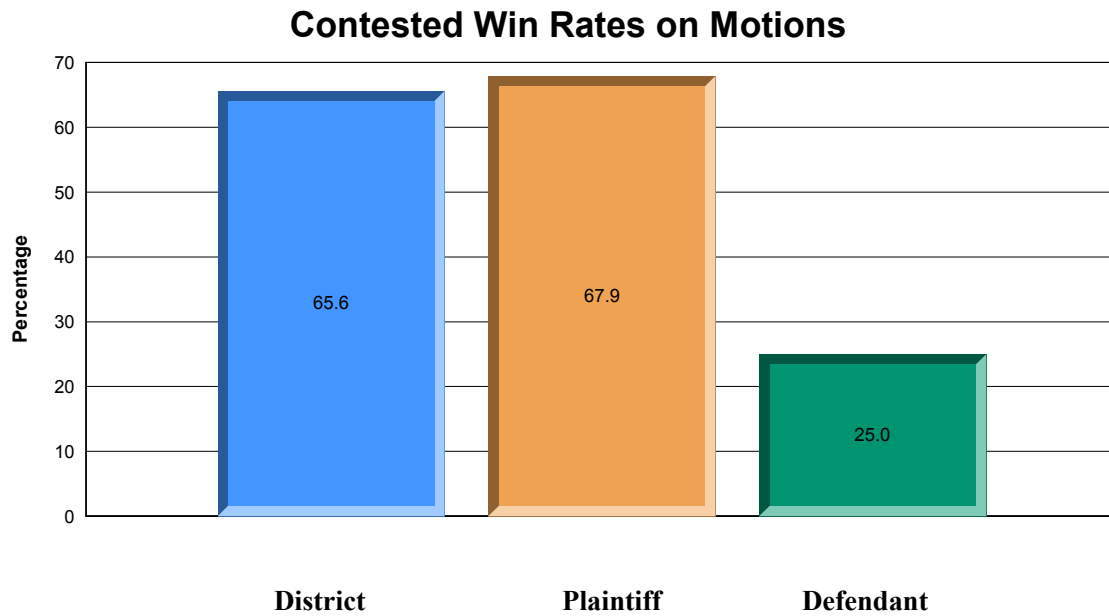
Total Granted in Part, Denied in Part: 7 Plaintiff Granted in Part: 7

Defendant Granted in Part: 0

Plaintiff Win Rate: 67.9%

Defendant Win Rate: 25.0%

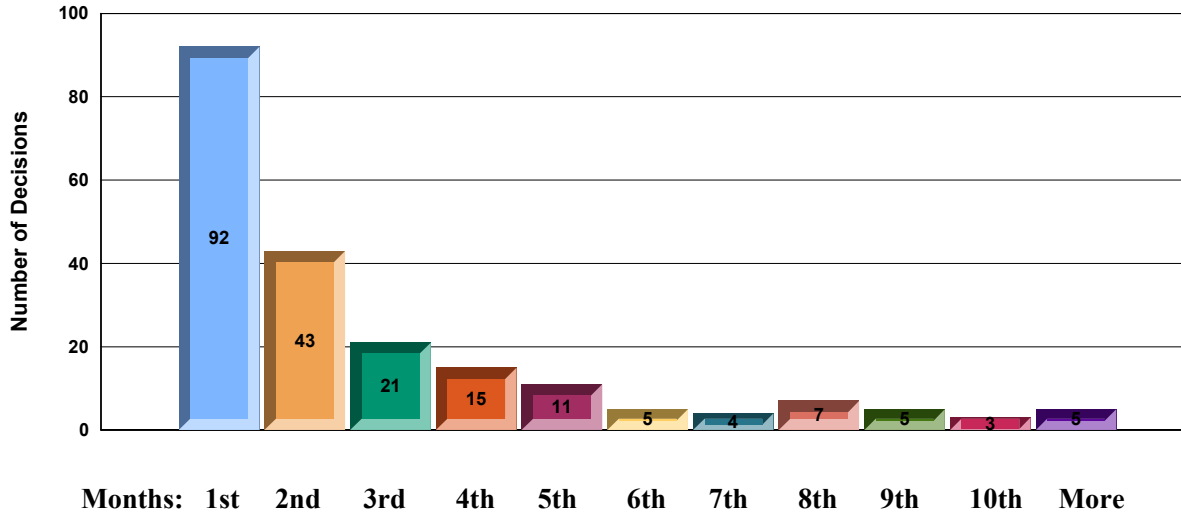
Overall Win Rate: 65.6%



The average time from motion filing to decision was 2.4 months from motion filing. The distribution of times to decision for these motions is illustrated in the chart below.

Distribution of Decisions

For Michigan Eastern



Battani, Marianne

Total Decisions: 8

Total Granted: 4

Total Denied: 4

Total Granted in Part, Denied in Part: 0

Overall Win Rate: 50.0%

Average Time to Decision: 1.4 months from motion filing

Case Number	Case Name	Movant	Decision	Pendency (months)	Decision Date
5:00cv60372	Tool Whse Inc v. Wiley, et al	Plaintiff	Granted	0.99	11/30/2000
5:01cv60083	Ziebart Intl Corp, et al v. W Jost Inc, et al	Plaintiff	Granted	1.68	6/14/2001
5:01cv60087	Flame Furnace Co v. Utd Temperature Svc	Plaintiff	Granted	0.53	5/30/2001
5:01cv60087	Flame Furnace Co v. Utd Temperature Svc	Defendant	Denied	0.30	5/30/2001
5:02cv60133	Giant Merch v. Doe, et al	Plaintiff	Granted	0.56	7/1/2002
2:06cv11991	Posh Entertainment, Incorporated v. Eton Street Restaurant, Incorporated	Plaintiff	Denied	1.71	6/22/2006
2:06cv13670	USA Speed Zone, L. P. v. D Beverage Company, L. L. C. et al	Plaintiff	Denied	4.14	12/21/2006
2:08cv10425	Hensley Manufacturing, Incorporated v. ProPride, Incorporated et al	Plaintiff	Denied	1.48	6/19/2008

Borman, Paul

Total Decisions: 15

Total Granted: 11

Total Denied: 4

Total Granted in Part, Denied in Part: 0

Overall Win Rate: 73.3%

Average Time to Decision: 2.4 months from motion filing

Case Number	Case Name	Movant	Decision	Pendency (months)	Decision Date
2:01cv71765	Vector Prod Inc v. Team Prod Intl Inc	Plaintiff	Granted	5.10	11/29/2001
2:02cv74722	Midwest Guar Bank v. Guar Bank	Plaintiff	Granted	4.18	6/5/2003
2:04cv74842	Guaranty Residential Lending, Incorporated v. Homestead Mortgage Company, L. L. C.	Plaintiff	Granted	0.56	1/14/2005
2:04cv74842	Guaranty Residential Lending, Incorporated v. Homestead Mortgage Company, L. L. C.	Defendant	Denied	3.13	12/13/2005
2:05cv70979	Greaves, Incorporated v. Stashefsky et al	Plaintiff	Granted	0.03	3/15/2005
2:96cv73446	OfficeMax Inc v. Med Max Inc, et al	Plaintiff	Denied	5.00	2/10/1997
2:97cv72182	Dunkin Donuts Inc v. Alexanders Fine, et al	Plaintiff	Granted	0.07	5/9/1997
2:99cv75657	Gallagher, et al v. Gallagher, et al	Plaintiff	Granted	7.47	7/7/2000
2:99cv75840	Marco Distr Inc v. Diversified Sports, et al	Plaintiff	Granted	2.01	2/22/2000
2:97cv76074	Rexair Inc v. Wal-Mart Stores Inc, et al	Plaintiff	Granted	0.16	12/23/1997
2:97cv74342	Rustnet Inc v. Bawkon, et al	Plaintiff	Denied	0.43	9/8/1997
2:06cv13721	Guardian Alarm Company of Michigan et al v. Prough et al	Plaintiff	Denied	1.91	10/19/2006
2:08cv10983	Innovation Ventures, LLC v. N2G Distributing, Incorporated et al	Plaintiff	Granted	0.89	4/9/2008
2:06cv10267	BIC Corporation v. Capital Sales Company et al	Plaintiff	Granted	0.66	2/9/2006
2:09cv10829	Valvoline Company v. Magic Quick Lube	Plaintiff	Granted	4.41	10/29/2009

Cleland, Robert

Total Decisions: 15

Total Granted: 9

Total Denied: 6

Total Granted in Part, Denied in Part: 0

Overall Win Rate: 60.0%

Average Time to Decision: 2.8 months from motion filing

Case Number	Case Name	Movant	Decision	Pendency (months)	Decision Date
2:99cv72433	Landstar Express v. Express Amer Inc	Plaintiff	Granted	2.07	9/20/1999
1:92cv10455	Precision Tune Inc v. Polito, et al	Plaintiff	Denied	0.16	10/28/1992
1:98cv10066	Englert Inc v. Acra Distr, et al	Plaintiff	Granted	5.56	8/26/1998
1:98cv10234	MI Cardiovascular v. Valley Heart Assoc, et al	Plaintiff	Denied	7.53	3/17/1999
2:00cv75413	Ford Mtr Co v. Lapertosa	Plaintiff	Granted	1.12	1/3/2001
2:01cv71685	Ford Mtr Co v. 2600 Ent, et al	Plaintiff	Denied	8.09	12/20/2001
2:03cv71195	Giant Advertising, et al v. Pearce, et al	Plaintiff	Granted	0.66	4/15/2003
2:05cv71356	Lorillard Tobacco Company v. University Village Market, Incorporated	Plaintiff	Granted	0.00	4/7/2005
2:05cv71358	Lorillard Tobacco Company v. Shouneyia	Plaintiff	Granted	0.00	4/7/2005
1:96cv10368	Magline Inc v. R A Ind Inc	Plaintiff	Denied	7.30	9/30/1997
1:96cv10368	Magline Inc v. R A Ind Inc	Defendant	Denied	4.34	9/30/1997
1:98cv10135	Sheets Veterinary v. PetsMart Inc	Plaintiff	Denied	3.75	4/16/1999
2:09cv10828	Valvoline Company v. Magic Quick Lube #4	Plaintiff	Granted	0.69	7/31/2009
2:09cv14854	Great Lakes Transportation Holding, LLC v. DTW Taxi et al	Plaintiff	Granted	0.99	1/22/2010
2:09cv12269	Career Agents Network, Inc. v. careeragentsnetwork.biz et al	Plaintiff	Granted	0.46	6/26/2009

Cohn, Avern

Total Decisions: 7

Total Granted: 6

Total Denied: 0

Total Granted in Part, Denied in Part: 1

Overall Win Rate: 92.9%

Average Time to Decision: 2.9 months from motion filing

Case Number	Case Name	Movant	Decision	Pendency (months)	Decision Date
2:01cv72819	Gen Mtr Corp v. E Publ L L C, et al	Plaintiff	Granted	3.16	11/26/2001
2:02cv71862	Comerica Inc v. Fifth Third Bancorp, et al	Plaintiff	Granted	3.52	11/13/2002
2:91cv71029	Winterland, et al v. Doe, et al	Plaintiff	Granted	0.03	3/12/1991
2:97cv70759	Scallopini Ventures v. Brod Inc, et al	Plaintiff	Granted in part, Denied in Part	0.95	3/27/1997
2:99cv76199	PACCAR Inc v. TeleScan Tech L L C	Plaintiff	Granted	2.57	8/25/2000
2:11cv12985	Trash-It, LLC et al v. XS Trash, LLC	Plaintiff	Granted	7.17	2/15/2012
2:12cv10840	AUTO LAB FRANCHISING LLC v. BOZIED et al	Plaintiff	Granted	2.70	5/16/2012

Cook, Julian

Total Decisions: 8

Total Granted: 6

Total Denied: 1

Total Granted in Part, Denied in Part: 1

Overall Win Rate: 81.3%

Average Time to Decision: 3.6 months from motion filing

Case Number	Case Name	Movant	Decision	Pendency (months)	Decision Date
2:01cv71534	Orig Reflections Inc v. Banovetch, et al	Plaintiff	Denied	3.29	8/15/2001
2:05cv73714	Armada Oil and Gas Company, Incorporated v. Hadi Group Distributors, Incorporated	Plaintiff	Granted	0.03	9/29/2005
2:96cv72542	Restorative Care v. Sittarelli	Plaintiff	Granted	7.27	1/7/1997
2:98cv75106	Winterland, et al v. Doe, et al	Plaintiff	Granted	3.26	5/25/2000
2:98cv75106	Winterland, et al v. Doe, et al	Plaintiff	Granted	0.43	10/11/2000
2:07cv13391	International Technologies Consultants, Incorporated v. Stewart et al	Plaintiff	Granted in part, Denied in Part	13.06	9/23/2008
2:09cv10253	G I M Corporation vs. Variel Street Solutions, Limited	Plaintiff	Granted	1.48	3/8/2009
2:10cv12392	Realty Executives International Inc. v. Belfiori	Plaintiff	Granted	0.20	6/24/2010

Cox, Sean

Total Decisions: 2

Total Granted: 0

Total Denied: 2

Total Granted in Part, Denied in Part: 0

Overall Win Rate: 0.0%

Average Time to Decision: 3.1 months from motion filing

Case Number	Case Name	Movant	Decision	Pendency (months)	Decision Date
2:06cv13684	Ignition Athletic Performance Group, L. L. C. v. Hantz Soccer U. S. A., L. L. C.	Plaintiff	Denied	1.15	9/22/2006
2:11cv15697	Nellcor Puritan Bennett LLC v. CAS Medical Systems, Inc.	Plaintiff	Denied	5.00	12/19/2012

Duggan, Patrick

Total Decisions: 8

Total Granted: 4

Total Denied: 4

Total Granted in Part, Denied in Part: 0

Overall Win Rate: 50.0%

Average Time to Decision: 1.6 months from motion filing

Case Number	Case Name	Movant	Decision	Pendency (months)	Decision Date
2:92cv76340	Cincinnati Malacron, et al v. Wyandotte Equip Co, et al	Court	Granted	0.00	3/9/1993
2:97cv70905	Univ Grp Co v. SPS Tech, et al	Plaintiff	Granted	0.49	3/21/1997
2:97cv74812	Terk Tech Corp v. Dockery, et al	Plaintiff	Denied	1.91	2/2/2000
2:98cv74195	Citizens Banking, et al v. CNB Bancshares Inc	Plaintiff	Granted	1.91	12/23/1998
2:07cv13887	Specialty Vehicle Acquisition Corporation v. American Sunroof Corporation et al	Plaintiff	Granted	2.40	11/30/2007
2:09cv13721	MJ Acquisitions, Inc. v. SMS Limited	Plaintiff	Denied without Prejudice	2.47	12/30/2009
2:10cv10978	American University of Antigua College of Medicine v. Woodward	Defendant	Denied	2.01	10/6/2010
2:10cv10978	American University of Antigua College of Medicine v. Woodward	Plaintiff	Denied	1.48	12/16/2010

Edmunds, Nancy

Total Decisions: 14

Total Granted: 8

Total Denied: 5

Total Granted in Part, Denied in Part: 1

Overall Win Rate: 60.7%

Average Time to Decision: 2.7 months from motion filing

Case Number	Case Name	Movant	Decision	Pendency (months)	Decision Date
2:01cv71101	Metro Cars Inc v. Metro 1 Cars Inc, et al	Plaintiff	Granted	1.48	5/4/2001
2:01cv71712	Ritchie, et al v. Williams, et al	Defendant	Denied	3.45	11/14/2001
2:01cv72749	Giant Merch v. XYZ Co, et al	Plaintiff	Granted	0.76	8/15/2001
2:03cv71292	Basic Micro Inc v. Armstrong	Plaintiff	Granted	0.39	4/14/2003
2:03cv71906	Wells Fargo Co, et al v. WhenUcom Inc	Plaintiff	Denied	6.02	11/19/2003
2:92cv71185	Little Caesar Ent, et al v. R-J-L Foods Inc, et al	Plaintiff	Granted	0.10	3/21/1992
2:92cv71185	Little Caesar Ent, et al v. R-J-L Foods Inc, et al	Defendant	Granted	0.03	3/21/1992
2:92cv71227	Pets Choice Inc v. Utd Pet Supplies Inc, et al	Defendant	Denied	0.30	3/25/1992
2:94cv72173	Blockbuster v. Laylco Inc	Plaintiff	Granted	5.69	11/23/1994
2:94cv72176	Blockbuster v. Video Inv Inc	Plaintiff	Granted	9.44	3/17/1995
2:96cv72494	Giant Merch v. Doe, et al	Plaintiff	Granted	0.00	5/29/1996
2:96cv74574	King Par Corp, et al v. Cal Malibu Inc, et al	Plaintiff	Denied	0.23	10/9/1996
2:96cv75183	Erotic Image Inc v. Vidcom Inc, et al	Plaintiff	Denied	9.87	9/11/1997
2:99cv74205	Ford Mtr Co v. Lane	Plaintiff	Granted in part, Denied in Part	0.43	9/7/1999

Feikens, John

Total Decisions: 8

Total Granted: 5

Total Denied: 3

Total Granted in Part, Denied in Part: 0

Overall Win Rate: 62.5%

Average Time to Decision: 2.5 months from motion filing

Case Number	Case Name	Movant	Decision	Pendency (months)	Decision Date
2:94cv75361	Hoechst Celanese, et al v. Chase Plastic Svc, et al	Plaintiff	Granted	0.00	9/20/1994
2:92cv73475	Allied-Lyons N Amer, et al v. White Rock	Plaintiff	Denied	1.05	7/21/1992
2:92cv76598	Olde Discount Corp v. Reality Tech Ltd	Plaintiff	Denied	1.97	3/30/1993
2:95cv76050	Majors Med Sup Inc v. Majors Med Sup Inc, et al	Plaintiff	Granted	1.38	3/14/1996
2:97cv70057	Shell Oil Co v. Ismail, et al	Plaintiff	Granted	0.10	6/29/1998
2:06cv10131	Al Wissam, Incorporated v. Cambridge Enterprises, L. L. C. et al	Plaintiff	Granted	3.26	4/18/2006
2:08cv11736	Molly Maid, Incorporated et al v. Carlson et al CASE TRANSFERRED 	Plaintiff	Granted	1.74	7/1/2008
2:07cv14463	Victory Lane Quick Oil Change, Incorporated v. Hoss et al	Plaintiff	Denied	10.82	8/10/2009

Friedman, Bernard

Total Decisions: 21

Total Granted: 14

Total Denied: 6

Total Granted in Part, Denied in Part: 1

Overall Win Rate: 69.0%

Average Time to Decision: 1.4 months from motion filing

Case Number	Case Name	Movant	Decision	Pendency (months)	Decision Date
2:95cv75250	Rexair Inc v. Hidrofiltros De, et al	Plaintiff	Granted	2.80	2/23/1996
2:00cv73356	Garys Orig Mr v. Mrs Chicken Inc	Plaintiff	Granted	1.35	11/29/2000
2:03cv71963	Spec Auto Parts USA v. Meziere Ent Inc	Defendant	Denied	0.95	8/29/2003
2:05cv73362	T.C. Franchising, Incorporated v. Gutierrez	Plaintiff	Granted	0.89	11/9/2005
2:91cv75218	Marine Pollution v. Marine Pollution, et al	Plaintiff	Granted	4.24	4/9/1992
2:92cv75153	A M Records Inc, et al v. ABC Inv Co, et al	Plaintiff	Granted	0.46	9/10/1992
2:92cv75153	A M Records Inc, et al v. ABC Inv Co, et al	Plaintiff	Granted	0.46	9/10/1992
2:92cv77296	Clorox Co v. Patterson Lab Inc, et al	Plaintiff	Granted	0.07	12/30/1992
2:92cv77348	Infinity Sys Inc, et al v. Nissan Jidosha, et al	Plaintiff	Denied	2.34	10/11/1994
2:93cv74434	Chrysler Corp v. Franklin Mint Corp	Plaintiff	Denied	0.39	11/2/1993
2:95cv70108	Woodworth Inc, et al v. Fox Co Sales Inc, et al	Plaintiff	Granted	1.02	2/10/1995
2:97cv73651	Farmer Peets Inc v. Peet, et al	Plaintiff	Denied	1.51	9/8/1997
2:99cv75685	Express Mtg Lenders v. ExpressClose Com L C, et al	Plaintiff	Granted in part, Denied in Part	0.99	7/26/2000
2:99cv76018	LOOK Ins Agcy Inc v. Stewart	Plaintiff	Granted	1.78	2/7/2000
2:00cv72734	Ford Mtr Co, et al v. Lloyd Design Corp	Plaintiff	Denied	2.43	8/29/2000
2:98cv71187	Metro Cars Inc, et al v. Greene, et al	Plaintiff	Granted	0.10	5/1/1998
2:06cv10990	Mike's Cigars Distributors, Incorporated v. Byelick et al	Plaintiff	Denied	1.84	5/19/2006
2:06cv10990	Mike's Cigars Distributors, Incorporated v. Byelick et al	Plaintiff	Granted	1.35	7/10/2006
2:09cv10827	Valvoline Company v. ANH Express Oil	Plaintiff	Granted	3.95	9/23/2009
2:11cv13105	Bravado International Group Merchandising Services, Inc. v Does, et al	Plaintiff	Granted	0.72	8/10/2011
2:11cv12704	Bravado International Group Merchandising Services, Inc. v. Does 1-100 et al	Plaintiff	Granted	0.46	7/7/2011

Gadola, Paul

Total Decisions: 13

Total Granted: 11

Total Denied: 2

Total Granted in Part, Denied in Part: 0

Overall Win Rate: 84.6%

Average Time to Decision: 1.4 months from motion filing

Case Number	Case Name	Movant	Decision	Pendency (months)	Decision Date
2:92cv73017	Ziebart Intl Corp, et al v. Barron	Plaintiff	Denied	1.58	7/20/1992
2:92cv76570	Rolex Watch USA Inc, et al v. Gerjekian, et al	Plaintiff	Granted	0.00	11/12/1992
2:94cv71056	Express Mtg Brokers v. Simpson Mtg Inc, et al	Plaintiff	Granted	1.61	5/6/1994
2:94cv72273	World Cup USA 1994, et al v. Doe, et al	Plaintiff	Granted	0.86	7/6/1994
4:00cv40434	Humantech Inc v. Moss Company Inc, et al	Plaintiff	Granted	0.56	2/23/2001
4:02cv40200	R L Polk Co v. Infousa Inc	Plaintiff	Granted	3.52	11/7/2002
4:02cv40289	Big Time Worldwide v. Marriott Intl Inc	Plaintiff	Denied	1.91	1/2/2003
4:02cv40344	Ajurveda Jt Stock Co, et al v. Koscielny, et al	Plaintiff	Granted	1.48	3/20/2003
4:03cv40130	Hungry Howies Pizza v. Womack, et al	Plaintiff	Granted	4.14	11/6/2003
4:95cv40302	Winterland, et al v. Doe, et al	Plaintiff	Granted	0.20	2/21/1995
4:96cv40157	All Video Inc v. Hollywood	Plaintiff	Granted	1.25	6/20/1996
4:97cv40016	Mexican Food Spec v. Festida Foods Ltd, et al	Plaintiff	Granted	0.46	2/11/1997
2:94cv72552	Crazy Benzy's v. Stuff More Inc, et al	Plaintiff	Granted	0.89	8/25/1994

Hood, Denise

Total Decisions: 11

Total Granted: 6

Total Denied: 4

Total Granted in Part, Denied in Part: 1

Overall Win Rate: 59.1%

Average Time to Decision: 6.3 months from motion filing

Case Number	Case Name	Movant	Decision	Pendency (months)	Decision Date
2:00cv72382	Look Ins Agcy Inc v. Saunders	Plaintiff	Granted	22.14	3/29/2002
2:01cv70242	Tri Lynx Corp v. RKRK Inc	Plaintiff	Denied	8.36	9/28/2001
2:01cv71341	Cent 21 Real Est v. Kee Real Est Co Det, et al	Plaintiff	Granted	0.76	4/28/2001
2:03cv70443	Excellacare Inc v. Excell Home Care Svc	Plaintiff	Granted	3.49	5/20/2003
2:04cv72418	MQVP, Incorporated v. Autolign Manufacturing Group, Incorporated	Plaintiff	Granted	0.07	7/2/2004
2:04cv72939	General Motors Corporation v. Hot Carts, Incorporated et al	Plaintiff	Denied	9.31	5/13/2005
2:96cv74068	Just Say Rock Inc, et al v. Doe, et al	Plaintiff	Granted	0.20	9/4/1996
2:98cv72262	Boeing Co v. Top Flight, et al	Plaintiff	Granted in part, Denied in Part	4.44	10/15/1998
2:05cv74658	Teelock, L.L.C. v. Saga America, Incorporated	Plaintiff	Granted	0.99	1/20/2006
2:06cv14907	Nolan, L. L. C. v. TDC International Corporation	Defendant	Denied	12.24	3/31/2009
2:10cv14321	Bar's Products Inc v. Bars Products International Inc.	Plaintiff	Denied	7.20	9/29/2011

Lawson, David

Total Decisions: 6

Total Granted: 5

Total Denied: 1

Total Granted in Part, Denied in Part: 0

Overall Win Rate: 83.3%

Average Time to Decision: 5.0 months from motion filing

Case Number	Case Name	Movant	Decision	Pendency (months)	Decision Date
1:00cv10063	Knights Franchise v. Nights Stop Inn Inc, et al	Plaintiff	Granted	6.97	9/21/2000
1:03cv10179	Indoor Sun Sys Inc v. Tan Amer Inc, et al	Plaintiff	Denied	1.74	10/3/2003
1:03cv10291	A B Cernelle v. Graminex L L C, et al	Plaintiff	Granted	17.63	11/14/2005
1:04cv10011	Signatures Network, Incorporated	Plaintiff	Granted	0.00	1/20/2004
2:03cv10291	A B Cernelle v. Graminex L L C, et al	Plaintiff	Granted	2.73	8/18/2004
2:08cv12941	Signatures Network, Inc v. John Doe, et al	Plaintiff	Granted	0.86	8/5/2008

O'Meara, John

Total Decisions: 14

Total Granted: 7

Total Denied: 7

Total Granted in Part, Denied in Part: 0

Overall Win Rate: 50.0%

Average Time to Decision: 1.3 months from motion filing

Case Number	Case Name	Movant	Decision	Pendency (months)	Decision Date
2:02cv71304	Sizzling Wok Intl v. Chans Inv Inc, et al	Plaintiff	Denied	0.69	4/24/2002
2:02cv73400	McKeon Prod Inc v. Flents Prod Co Inc	Plaintiff	Denied	2.93	11/19/2002
2:03cv73455	Amer Commun Network, et al v. Steuben Assoc, et al	Plaintiff	Granted	0.53	9/26/2003
2:04cv73097	Blackfoot, Incorporated et al v. Hargrett et al	Plaintiff	Granted	0.72	9/3/2004
2:96cv72650	OkInd Hill Cntry, et al v. Doe, et al	Plaintiff	Granted	0.10	6/10/1996
2:98cv71171	MDK Inc v. Lionel L L C, et al	Plaintiff	Denied	0.13	6/22/1998
2:99cv74143	Effikal Intl Inc v. Field Cntl L L C	Plaintiff	Denied	5.43	6/27/2000
2:03cv70661	Precision Tech Eng v. Rare Domains, et al	Plaintiff	Granted	0.03	2/26/2003
5:06cv14114	ePrize, L. L. C. v. Net Prize, Incorporated	Plaintiff	Denied	2.73	12/12/2006
2:02cv74324	J Rich Clinic Inc v. Cosmedic Concepts, et al	Plaintiff	Denied	2.57	3/14/2003
2:02cv74324	J Rich Clinic Inc v. Cosmedic Concepts, et al	Plaintiff	Granted	0.59	12/19/2003
2:03cv71750	J Rich Clinic Inc v. QVC Inc, et al	Plaintiff	Denied	0.07	10/8/2003
5:11cv10136	F.E.A., Inc. v. Doe et al	Plaintiff	Granted	0.46	1/25/2011
5:11cv11786	Victory Lane Quick Oil Change Inc. v. Darwich et al	Plaintiff	Granted	1.68	6/29/2011

Roberts, Victoria

Total Decisions: 5

Total Granted: 3

Total Denied: 2

Total Granted in Part, Denied in Part: 0

Overall Win Rate: 60.0%

Average Time to Decision: 2.1 months from motion filing

Case Number	Case Name	Movant	Decision	Pendency (months)	Decision Date
2:99cv71465	Metro Cars Inc v. Marshall	Plaintiff	Granted	1.61	5/13/1999
2:02cv74547	Big Boy Restr Intl v. Cadillac Coffee Co	Plaintiff	Granted	0.69	12/5/2002
2:98cv71187	Metro Cars Inc, et al v. Greene, et al	Plaintiff	Denied	1.81	9/28/1998
2:08cv14463	Hershey Company et al v. Art Van Furniture, Inc	Plaintiff	Granted	0.10	10/24/2008
2:10cv13282	CLT Logistics Inc. et al v. River West Brands, LLC et al	Plaintiff	Denied	6.48	3/4/2011

Rosen, Gerald

Total Decisions: 15

Total Granted: 11

Total Denied: 4

Total Granted in Part, Denied in Part: 0

Overall Win Rate: 73.3%

Average Time to Decision: 2.2 months from motion filing

Case Number	Case Name	Movant	Decision	Pendency (months)	Decision Date
2:98cv72003	Giant Merch v. Doe, et al	Plaintiff	Granted	0.36	5/26/1998
2:00cv71431	Giant Merch v. Doe, et al	Plaintiff	Granted	0.63	4/10/2000
2:01cv70804	decoratetoday com, et al v. Amer Blind Accessory, et al	Plaintiff	Granted	0.07	3/2/2001
2:01cv72146	Intl Speedway Corp, et al v. Doe, et al	Plaintiff	Granted	0.03	6/14/2001
2:05cv70896	Signatures Network, Incorporated v. Doe et al	Plaintiff	Granted	0.76	3/31/2005
2:05cv71870	Greenlight Financial Services, Incorporated v. Bergin Financial, Incorporated	Plaintiff	Denied	0.95	7/29/2005
2:93cv71349	Jacobson Stores Inc v. Teamsters, et al	Plaintiff	Denied	0.89	5/3/1993
2:93cv73339	Intelligent Controls v. Accurate Tech Inc, et al	Plaintiff	Denied	3.62	6/21/1994
2:96cv73753	La Shish Inc v. Shish Village Restr, et al	Plaintiff	Granted	0.07	8/14/1996
2:98cv74114	En Onion Inc, et al v. Cuneo	Plaintiff	Granted	2.07	12/10/1998
2:93cv71602	Pizza One Inc v. Sareini's Pizza Inc, et al	Plaintiff	Granted	1.58	6/3/1993
2:08cv12711	Innovation Ventures, LLC v. BDI Marketing	Defendant	Granted	8.16	3/30/2009
2:11cv11133	Domino's Pizza Master Issuer LLC et al v. Dang et al	Plaintiff	Granted	3.16	7/6/2011
2:11cv11133	Domino's Pizza Master Issuer LLC et al v. Dang et al	Plaintiff	Granted	2.34	7/6/2011
2:11cv15189	The Cold Heading Co. v. B&D Thread Rolling, Inc. d/b/a B&D Cold Heading	Plaintiff	Denied	7.86	7/19/2012

Steeh, George

Total Decisions: 10

Total Granted: 5

Total Denied: 4

Total Granted in Part, Denied in Part: 1

Overall Win Rate: 55.0%

Average Time to Decision: 1.8 months from motion filing

Case Number	Case Name	Movant	Decision	Pendency (months)	Decision Date
2:02cv70985	Volkswagen AG, et al v. Anderson, et al	Plaintiff	Granted	0.89	4/18/2002
2:03cv72993	Fentech Inc v. Paramount Window Mfg, et al	Plaintiff	Denied without Prejudice	1.74	10/21/2003
5:98cv60410	Pheasant Run Inc v. Canton Twp	Plaintiff	Granted in part, Denied in Part	1.61	6/14/1999
2:06cv10269	Armada Oil and Gas Company v. Eppco, Incorporated et al	Plaintiff	Granted	1.35	4/10/2006
2:06cv10269	Armada Oil and Gas Company v. Eppco, Incorporated et al	Plaintiff	Granted	2.63	4/10/2006
2:06cv10269	Armada Oil and Gas Company v. Eppco, Incorporated et al	Plaintiff	Denied	0.16	5/17/2006
2:06cv10269	Armada Oil and Gas Company v. Eppco, Incorporated et al	Defendant	Granted	0.07	5/17/2006
2:07cv12418	Tri-Investors II, Incorporated v. Hachem	Plaintiff	Granted	1.41	7/19/2007
2:08cv10467	Tenneco Automotive Operating Company, Incorporated v. Kingdom Auto Parts et al	Plaintiff	Denied	4.47	9/25/2008
2:08cv10467	Tenneco Automotive Operating Company, Incorporated v. Kingdom Auto Parts et al	Plaintiff	Denied	3.68	1/13/2009

Tarnow, Arthur

Total Decisions: 8

Total Granted: 5

Total Denied: 3

Total Granted in Part, Denied in Part: 0

Overall Win Rate: 62.5%

Average Time to Decision: 4.0 months from motion filing

Case Number	Case Name	Movant	Decision	Pendency (months)	Decision Date
2:00cv71263	Signatures Network v. Doe, et al	Plaintiff	Denied	0.20	3/16/2000
2:02cv70232	Atlantic X L P v. Gutterman, et al	Plaintiff	Granted	8.03	9/19/2002
2:02cv70232	Atlantic X L P v. Gutterman, et al	Plaintiff	Granted	6.68	9/19/2002
2:03cv72748	Dollys Pizza v. Boddy	Plaintiff	Granted	4.34	11/26/2003
2:98cv72279	Frontier Adjusters v. R I Parks Adjusters, et al	Plaintiff	Granted	0.20	6/10/1998
2:07cv10985	Citizens Banking Corporation v. Citizens First Bancorp, Incorporated et al	Plaintiff	Granted	8.42	12/3/2007
2:07cv11514	Citizens Banking Corporation v. Citizens Financial Group, Incorporated et al	Plaintiff	Denied	0.66	5/8/2007
2:11cv11074	Chrysler Group LLC v. Moda Group LLC et al	Plaintiff	Denied	3.13	6/28/2011

Taylor, Anna

Total Decisions: 14

Total Granted: 9

Total Denied: 4

Total Granted in Part, Denied in Part: 1

Overall Win Rate: 67.9%

Average Time to Decision: 1.4 months from motion filing

Case Number	Case Name	Movant	Decision	Pendency (months)	Decision Date
4:96cv40471	Acct One Inc v. Acct Inc Svc	Plaintiff	Denied	2.20	9/16/1996
2:05cv70733	Little Caesar Enterprises, Incorporated v. A and T Holdings, Incorporated et al	Plaintiff	Granted	0.10	3/3/2005
2:05cv73459	Ford Motor Company v T and D Metal Products Company et al.,	Plaintiff	Granted	2.99	12/8/2005
2:94cv72508	US Structures Inc v. J P Structures Inc, et al	Plaintiff	Granted	2.30	10/7/1994
2:94cv74967	Two Men Trk Inc, et al v. Surestack Inc, et al	Plaintiff	Granted	1.84	4/11/1995
2:94cv75261	Two Men Trk Intl Inc v. Fernsler, et al	Plaintiff	Granted	1.97	4/10/1995
2:95cv70134	EGS Inc v. Lohitsa Inc, et al	Plaintiff	Granted in part, Denied in Part	0.56	3/30/1995
2:95cv72074	Stroh Brewery Co v. G Heileman Brewing	Plaintiff	Granted	2.63	9/18/1995
2:96cv73267	Acpt Mtg Corp v. Absolute Acpt Mtg Co, et al	Plaintiff	Granted	1.74	9/9/1996
2:97cv75809	Roundy's Inc, et al v. Fenkell-Meyer Food, et al	Plaintiff	Granted	0.89	12/18/1997
2:98cv70545	Arbor Research Corp v. Oxypure L C	Plaintiff	Denied	0.30	4/9/1998
2:06cv13378	Novi Chamber of Commerce of Novi, Michigan v. Greater Novi Chamber of Commerce	Plaintiff	Denied	1.94	11/20/2006
2:08cv10117	Sonic Alert, Incorporated et al v. Hitec Group International, Inc et al	Defendant	Denied	0.49	2/14/2008
2:10cv11315	Lorillard Tobacco Company v. Matthew Party Store, Incorporated	Plaintiff	Granted	0.23	4/8/2010

Zatkoff, Lawrence

Total Decisions: 9

Total Granted: 6

Total Denied: 3

Total Granted in Part, Denied in Part: 0

Overall Win Rate: 66.7%

Average Time to Decision: 1.3 months from motion filing

Case Number	Case Name	Movant	Decision	Pendency (months)	Decision Date
2:04cv73867	Bollore, S. A. et al v. Amazing Dollar et al	Plaintiff	Granted	0.00	10/4/2004
2:01cv72987	Taubman Co L P v. Webfeats, et al	Plaintiff	Granted	0.49	10/11/2001
2:02cv73469	Dynamic Rehab Ctr v. Dynamic, et al	Plaintiff	Granted	5.07	6/26/2003
2:03cv71300	GM Corp v. M M Flow Through Sys, et al	Plaintiff	Granted	0.72	4/24/2003
2:03cv72356	GM Corp v. Douglas Ent Flint, et al	Plaintiff	Granted	1.41	7/16/2003
2:93cv72587	Crazy Benzy's v. W B S Ent Inc, et al	Plaintiff	Denied	1.12	7/28/1993
2:94cv74137	Biophotonics Corp v. Laurin Publ Co Inc	Plaintiff	Denied	0.23	10/25/1994
2:98cv73707	Pita Delight Inc, et al v. Salami, et al	Plaintiff	Granted	1.68	11/13/1998
2:06cv15699	Trenton Corporation v. Superior Corrosion Control, Incorporated et al	Plaintiff	Denied	1.12	1/25/2007

Michigan Western

The dockets of trademark cases in Michigan Western were examined to identify decisions on contested preliminary injunction motions. The number of decisions found, the number granted, and the number denied are as follows:

Total Decisions: 22

Total Granted: 13 Plaintiff Granted: 13 Defendant Granted: 0

Total Denied: 8 Plaintiff Denied: 7 Defendant Denied: 1

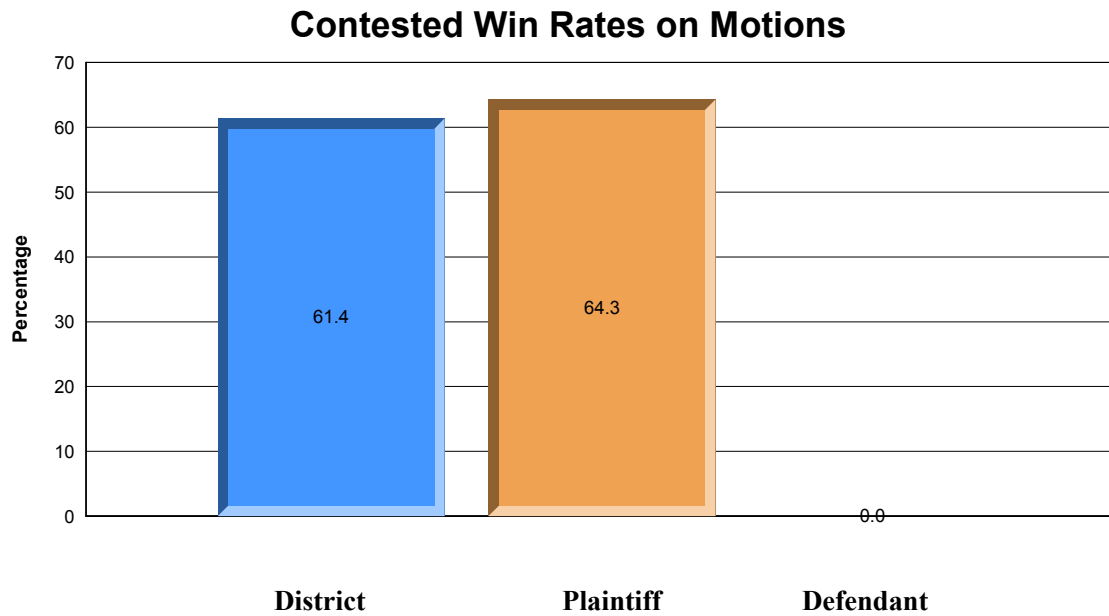
Total Granted in Part, Denied in Part: 1 Plaintiff Granted in Part: 1

Defendant Granted in Part: 0

Plaintiff Win Rate: 64.3%

Defendant Win Rate: 0.0%

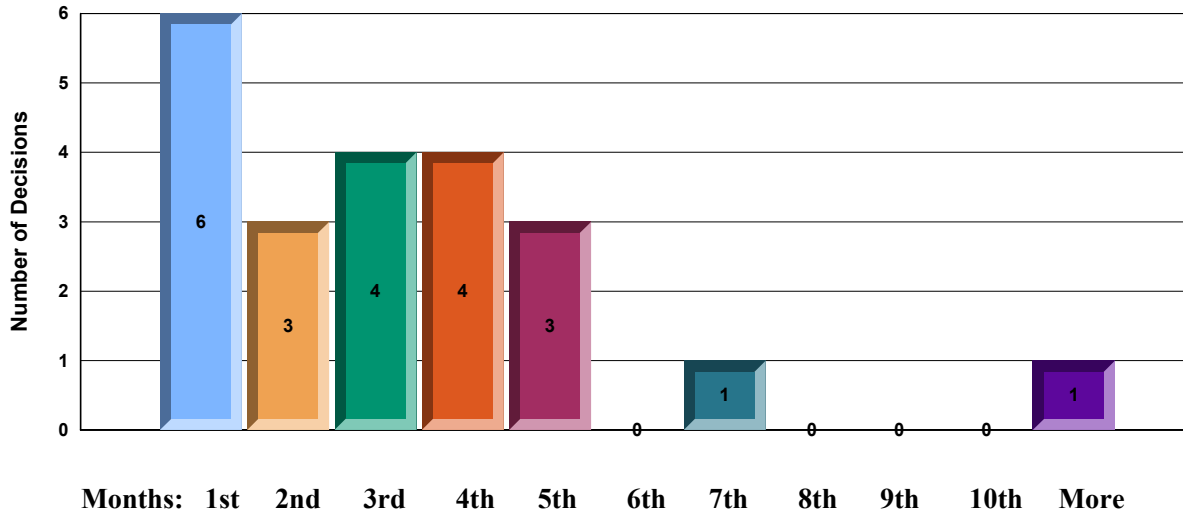
Overall Win Rate: 61.4%



The average time from motion filing to decision was 2.7 months from motion filing. The distribution of times to decision for these motions is illustrated in the chart below.

Distribution of Decisions

For Michigan Western



Bell, Robert

Total Decisions: 4

Total Granted: 3

Total Denied: 1

Total Granted in Part, Denied in Part: 0

Overall Win Rate: 75.0%

Average Time to Decision: 1.0 months from motion filing

Case Number	Case Name	Movant	Decision	Pendency (months)	Decision Date
1:91cv00408	Shoney's Inc. v. Wolfe, et al	Plaintiff	Granted	1.05	6/21/1991
4:04cv00015	Roll Rite Corporation v. Automated Integrated Systems, Inc.	Plaintiff	Denied	1.84	3/26/2004
1:11cv01220	Impulsaria, LLC v. United Distribution Group, LLC et al	Plaintiff	Granted	0.43	11/30/2011
1:11cv01220	Impulsaria, LLC v. United Distribution Group, LLC et al	Plaintiff	Granted	0.63	12/19/2011

Enslin, Richard

Total Decisions: 3
 Total Granted: 2
 Total Denied: 1
 Total Granted in Part, Denied in Part: 0
 Overall Win Rate: 66.7%
 Average Time to Decision: 4.9 months from motion filing

Case Number	Case Name	Movant	Decision	Pendency (months)	Decision Date
1:95cv00237	Upjohn Company, The v. American Home Prod	Plaintiff	Granted	11.41	4/5/1996
1:97cv01068	Moran Industries v. Tashman, et al	Plaintiff	Granted	3.19	3/30/1998
2:00cv00194	R.W. Fernstrum & Co v. Duramax Marine LLC	Plaintiff	Denied	0.23	12/5/2000

Jonker, Robert

Total Decisions: 1
 Total Granted: 1
 Total Denied: 0
 Total Granted in Part, Denied in Part: 0
 Overall Win Rate: 100.0%
 Average Time to Decision: 0.7 months from motion filing

Case Number	Case Name	Movant	Decision	Pendency (months)	Decision Date
2:11cv00353	HLT Domestic IP LLC et al v. Atto et al	Plaintiff	Granted	0.69	10/11/2011

Maloney, Paul

Total Decisions: 2
 Total Granted: 0
 Total Denied: 1
 Total Granted in Part, Denied in Part: 1
 Overall Win Rate: 25.0%
 Average Time to Decision: 1.5 months from motion filing

Case Number	Case Name	Movant	Decision	Pendency (months)	Decision Date
1:10cv01244	Martha Elizabeth, Inc. et al v. Scripps Networks Interactive, Inc. et al	Plaintiff	Granted in part, Denied in Part	2.96	5/9/2011
1:11cv01296	Mancino et al v. Rodenbeck et al	Plaintiff	Denied	0.07	12/14/2011

Miles, Wendell

Total Decisions: 5

Total Granted: 2

Total Denied: 3

Total Granted in Part, Denied in Part: 0

Overall Win Rate: 40.0%

Average Time to Decision: 2.9 months from motion filing

Case Number	Case Name	Movant	Decision	Pendency (months)	Decision Date
1:97cv00259	Pharmacia & Upjohn v. Generation Health, et al	Plaintiff	Denied	3.13	7/11/1997
1:97cv00875	Dunkin' Donuts Inc v. B & H Foods, Inc., et al	Plaintiff	Denied	2.63	1/5/1998
1:99cv00601	Lilly Ind USA Inc v. Flynn	Plaintiff	Granted	2.07	10/7/1999
1:99cv00674	Ziebart Intl Corp, et al v. Maycroft, et al	Plaintiff	Granted	3.75	12/23/1999
5:02cv00024	Market Masters, Inc. v. Clinician's Choice Dental Products, Inc. et a	Defendant	Denied	3.09	11/1/2002

Quist, Gordon

Total Decisions: 7

Total Granted: 5

Total Denied: 2

Total Granted in Part, Denied in Part: 0

Overall Win Rate: 71.4%

Average Time to Decision: 3.3 months from motion filing

Case Number	Case Name	Movant	Decision	Pendency (months)	Decision Date
1:93cv00832	Countrywide Funding, et al v. Cntrywide Financial, et al	Plaintiff	Granted	4.11	8/11/1994
1:97cv00338	Abbott Laboratories v. Gerber Products Co, et al	Plaintiff	Denied	4.90	9/24/1997
5:94cv00162	Two Men & Truck/Intl v. Two Men & Truck/Kzoo, et al	Plaintiff	Granted	6.25	7/20/1995
5:94cv00162	Two Men & Truck/Intl v. Two Men & Truck/Kzoo, et al	Plaintiff	Granted	1.48	7/20/1995
5:94cv00172	Two Men & Truck/Intl v. Two Men & Truck/KC, et al	Plaintiff	Granted	4.28	10/27/1995
1:07cv00209	Jimdi, Inc. v. Twin Bay Docks and Products, Inc. et al	Plaintiff	Denied	2.11	5/8/2007
1:99cv00680	Quixtar Investments v. Leger, et al	Plaintiff	Granted	0.00	9/10/1999

Minnesota

The dockets of trademark cases in Minnesota were examined to identify decisions on contested preliminary injunction motions. The number of decisions found, the number granted, and the number denied are as follows:

Total Decisions: 91

Total Granted: 45 Plaintiff Granted: 45 Defendant Granted: 0

Total Denied: 41 Plaintiff Denied: 31 Defendant Denied: 10

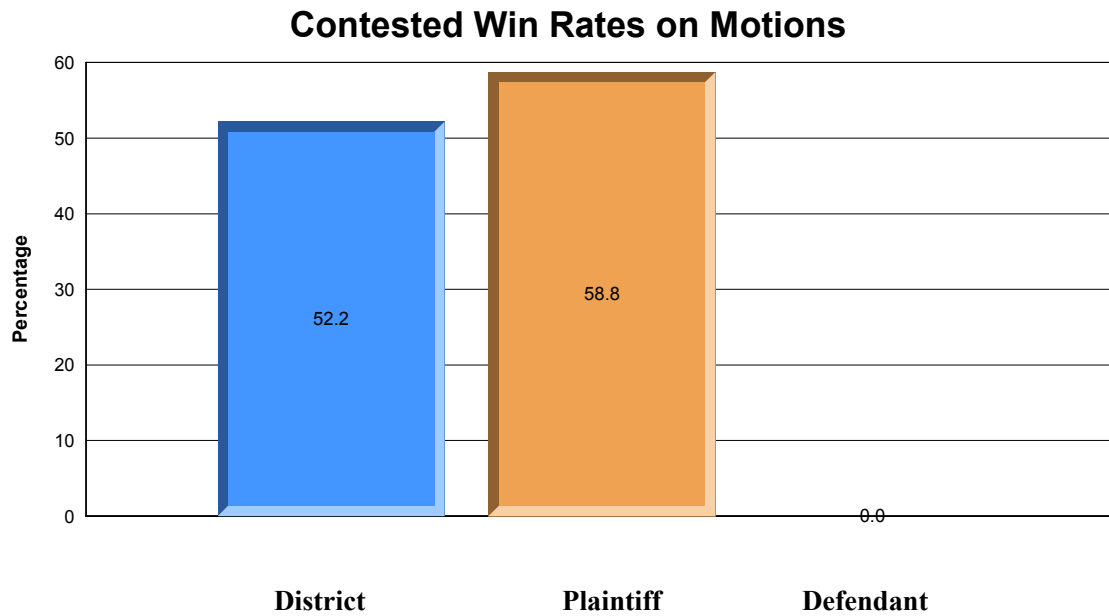
Total Granted in Part, Denied in Part: 5 Plaintiff Granted in Part: 4

Defendant Granted in Part: 0

Plaintiff Win Rate: 58.8%

Defendant Win Rate: 0.0%

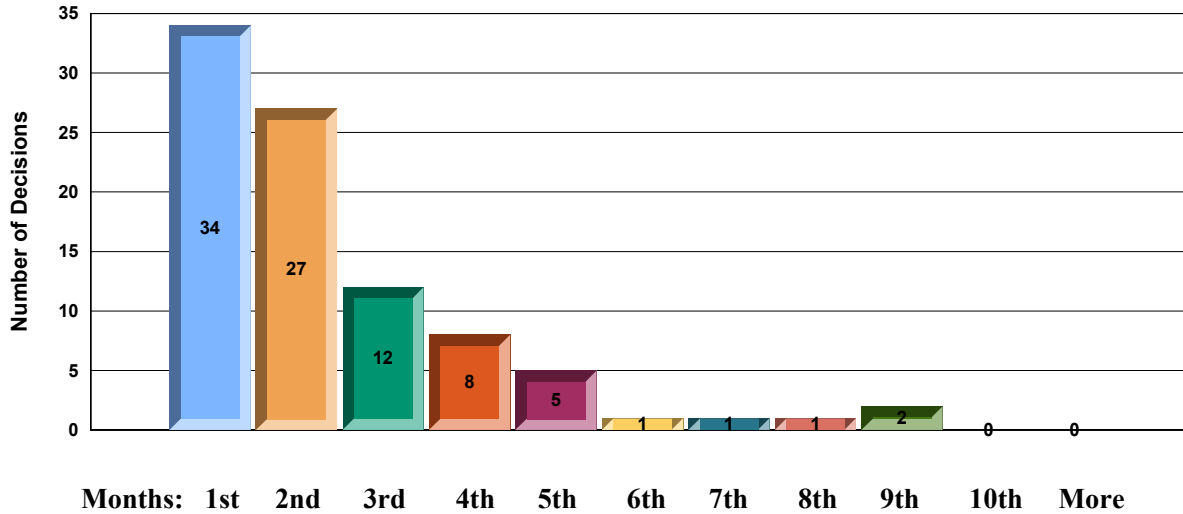
Overall Win Rate: 52.2%



The average time from motion filing to decision was 1.9 months from motion filing. The distribution of times to decision for these motions is illustrated in the chart below.

Distribution of Decisions

For Minnesota



Alsop, Donald

Total Decisions: 2
 Total Granted: 0
 Total Denied: 2
 Total Granted in Part, Denied in Part: 0
 Overall Win Rate: 0.0%
 Average Time to Decision: 1.6 months from motion filing

Case Number	Case Name	Movant	Decision	Pendency (months)	Decision Date
3:93cv00658	Kids Are Worth It v. Okhai Moyer Inc, et al	Plaintiff	Denied	1.09	1/3/1994
3:90cv00504	A-VEDA Corporation, et al v. Aura, Inc, et al	Defendant	Denied	2.11	2/20/1991

Davis, Michael

Total Decisions: 11

Total Granted: 7

Total Denied: 3

Total Granted in Part, Denied in Part: 1

Overall Win Rate: 68.2%

Average Time to Decision: 2.1 months from motion filing

Case Number	Case Name	Movant	Decision	Pendency (months)	Decision Date
0:00cv02278	Pillsbury Company v. SMTM Group, LLC	Defendant	Denied	2.43	2/9/2001
0:02cv00832	ComputerUser.com Inc v. Technology Publ, et al	Plaintiff	Granted	0.79	7/22/2002
0:97cv00027	Rush's, Inc. v. Bravo!, LLC	Plaintiff	Granted	0.72	4/11/1997
3:95cv00137	LensCrafters, Inc. v. Vision World, Inc.	Defendant	Denied	3.95	3/5/1996
3:95cv00843	Empi, Inc. v. Iomed, Inc.	Plaintiff	Granted	3.19	1/16/1996
4:96cv00765	Together Development v. Jacobsen	Plaintiff	Denied	7.04	10/11/1996
0:03cv06472	Faegre & Benson, et al v. Purdy, et al	Plaintiff	Granted	0.66	1/5/2004
0:07cv02301	MSP Corporation v. Westech Instruments, Inc et al	Plaintiff	Granted in part, Denied in Part	1.84	8/7/2007
0:07cv04570	J&B Wholesale Distributing, Inc v. Redux Beverages, LLC et al	Plaintiff	Granted	1.12	12/20/2007
0:07cv04687	Fitger's On-the-Lake, LLC v. Fitger Company, LLC, The et al	Plaintiff	Granted	0.63	12/19/2007
0:08cv04905	Anytime Fitness, Inc. v. Reserve Holdings, LLC et al	Plaintiff	Granted	0.92	9/12/2008

Doty, David

Total Decisions: 13

Total Granted: 5

Total Denied: 8

Total Granted in Part, Denied in Part: 0

Overall Win Rate: 38.5%

Average Time to Decision: 1.5 months from motion filing

Case Number	Case Name	Movant	Decision	Pendency (months)	Decision Date
0:00cv00308	Northland Ins Co v. Blaylock	Plaintiff	Denied	1.38	9/26/2000
0:02cv00068	Mid-List Press v. Nora	Plaintiff	Denied	1.78	5/14/2002
0:02cv00068	Mid-List Press v. Nora	Defendant	Denied	0.49	5/14/2002
0:98cv00603	Graham Webb Intl v. Helene Curtis Inc	Plaintiff	Denied	1.12	6/9/1998
0:99cv00262	NetRadio Corporation v. Wright	Plaintiff	Granted	0.07	2/18/1999
0:99cv00968	AGA Aktiebolag v. AGA Medical Corp.	Defendant	Denied	0.56	3/13/2000
0:99cv01953	Surdyk's Liquor Inc v. MGM Liquor Stores	Plaintiff	Granted	2.11	2/10/2000
0:99cv01953	Surdyk's Liquor Inc v. MGM Liquor Stores	Defendant	Denied	1.48	5/25/2000
4:92cv00065	Woodroast Systems v. Restaurants Unlimite, et al	Plaintiff	Granted	1.48	5/18/1992
4:92cv00949	Mentor Corporation v. Rochester Medical, et al	Plaintiff	Denied	1.48	12/14/1992
4:93cv00538	Munsingwear, Inc. v. Jockey International	Plaintiff	Denied	6.22	4/22/1994
4:96cv00806	Pearson Candy Co v. New England Confect	Plaintiff	Granted	0.26	9/5/1996
0:11cv02126	Bel Canto Design, Ltd. v. MSS HiFi, Inc. et al	Plaintiff	Granted	0.46	9/12/2011

Ericksen, Joan

Total Decisions: 4

Total Granted: 1

Total Denied: 3

Total Granted in Part, Denied in Part: 0

Overall Win Rate: 25.0%

Average Time to Decision: 1.4 months from motion filing

Case Number	Case Name	Movant	Decision	Pendency (months)	Decision Date
0:04cv04144	R.H. Donnelley Inc. et al v. USA Northland Directories, Inc.	Plaintiff	Denied	0.13	11/19/2004
0:06cv03084	First Western Bank v. Western Bancshares, Inc. et al	Defendant	Denied	1.74	10/16/2006
0:11cv00316	Aero-Colours, Inc. v. Krepelka et al	Plaintiff	Granted	1.84	4/7/2011
0:12cv01285	City Cycle IP, LLC et al v. Caztek, Inc. et al	Plaintiff	Denied	2.07	8/24/2012

Frank, Donovan

Total Decisions: 12

Total Granted: 5

Total Denied: 5

Total Granted in Part, Denied in Part: 2

Overall Win Rate: 50.0%

Average Time to Decision: 2.2 months from motion filing

Case Number	Case Name	Movant	Decision	Pendency (months)	Decision Date
0:03cv04383	MN Life Insurance Co, et al v. AXA Investment Mgr, et al	Plaintiff	Granted in part, Denied in Part	4.61	6/22/2005
0:04cv03975	ATS Logistics Services Inc et al v. Lorenzo, et al	Plaintiff	Granted	3.55	12/17/2004
0:04cv03975	ATS Logistics Services Inc et al v. Lorenzo, et al	Plaintiff	Granted	1.94	12/17/2004
0:04cv04559	Connelly et al v. ValueVision Media, Inc.	Plaintiff	Granted	1.15	1/3/2005
0:05cv00934	Clarus Medical, LLC v. Myelotec, Inc.	Plaintiff	Denied	2.86	9/8/2005
0:00cv01246	Luigino's, Inc, et al v. Peterson, et al	Plaintiff	Denied	0.49	12/13/2000
0:01cv01805	Winmark Corporation, et al v. MNO, Inc., et al	Plaintiff	Denied	1.68	1/25/2002
0:99cv00965	Suburban Taxi Corp v. Houshyar, et al	Plaintiff	Granted	2.17	12/30/1999
0:07cv00159	ABC Teacher's Outlet, Inc. v. School Specialty, Inc.	Plaintiff	Denied	4.57	7/17/2007
0:98cv00833	Purdy, et al v. Burlington Northern, et al	Third Party	Granted in part, Denied in Part	0.36	3/28/2000
0:00cv01246	Luigino's, Inc, et al v. Peterson, et al	Plaintiff	Denied	2.60	12/13/2000
0:09cv01010	General Mills IP Holdings II, LLC v. Soyuyigit Gida Sanayi Ve Ticaret Anonim Sirketi et al	Plaintiff	Granted	0.69	6/23/2009

Kyle, Richard

Total Decisions: 12

Total Granted: 7

Total Denied: 5

Total Granted in Part, Denied in Part: 0

Overall Win Rate: 58.3%

Average Time to Decision: 1.5 months from motion filing

Case Number	Case Name	Movant	Decision	Pendency (months)	Decision Date
0:02cv04290	Minnesota State Arch v. Minnesota State Arc, et al	Plaintiff	Granted	4.18	3/20/2003
0:99cv00548	Amazon Bookstore Inc v. Amazon.com, Inc.	Plaintiff	Denied	1.38	8/2/1999
0:99cv00652	Precision Tune Auto v. Puffer, et al	Plaintiff	Granted	0.95	6/10/1999
0:99cv00754	Williams-Sonoma Inc v. Kohl's Corporation, et al	Plaintiff	Granted	1.84	7/29/1999
0:99cv01461	Synergistic Intl Inc v. Landes	Plaintiff	Denied	0.33	11/19/1999
3:92cv00830	Nintendo of America v. Mulder, et al	Plaintiff	Granted	0.03	12/17/1992
3:93cv00570	FreshCheck, Inc v. Maki, et al	Plaintiff	Granted	3.03	3/30/1994
4:96cv00691	Casual Lifestyles, et al v. August Lotz Mfg, et al	Plaintiff	Denied	0.53	5/10/1996
4:96cv00691	Casual Lifestyles, et al v. August Lotz Mfg, et al	Defendant	Denied	0.49	5/10/1996
3:93cv00357	Augustine Medical v. Progressive Dynamics	Plaintiff	Denied	3.16	10/26/1993
0:09cv00085	NOVUS Franchising, Inc. v. Flint	Plaintiff	Granted	1.78	3/11/2009
0:11cv03287	Buffalo Wild Wings International, Inc. v. Grand Canyon Equity Partners, LLC et al	Plaintiff	Granted	0.79	12/9/2011

Magnuson, Paul

Total Decisions: 14

Total Granted: 7

Total Denied: 7

Total Granted in Part, Denied in Part: 0

Overall Win Rate: 50.0%

Average Time to Decision: 1.0 months from motion filing

Case Number	Case Name	Movant	Decision	Pendency (months)	Decision Date
0:00cv00817	Leatherwood Scopes v. Leatherwood	Plaintiff	Denied	2.57	9/5/2000
0:00cv01642	Trial for Hire v. First Choice Employ	Plaintiff	Granted	2.40	10/23/2000
0:01cv00816	Chisum LLC v. Chief Auto Systems	Plaintiff	Granted	0.26	11/13/2001
0:02cv04862	A & L Laboratories v. Bou-Matic LLC	Plaintiff	Denied	1.35	7/22/2003
0:02cv04862	A & L Laboratories v. Bou-Matic LLC	Defendant	Denied	1.35	7/22/2003
0:03cv06173	Lutheran Association v. Lutheran Association, et al	Plaintiff	Denied	0.66	12/16/2003
0:03cv06173	Lutheran Association v. Lutheran Association, et al	Defendant	Denied	0.16	12/16/2003
0:98cv02299	Precision Tune Auto v. Dynatune, Inc., et al	Plaintiff	Granted	1.48	12/14/1998
0:99cv01170	Heidi Ott A.G., et al v. Target Corporation, et al	Plaintiff	Granted	0.23	12/3/1999
3:91cv00260	Redmond Products Inc v. Body Shop Inc	Plaintiff	Granted	1.02	7/1/1991
3:93cv00417	Celox Corporation v. Cellex Biosciences	Plaintiff	Denied	0.43	7/14/1993
3:93cv00491	Scott Fetzer Company v. Williamson	Plaintiff	Granted	0.46	9/2/1994
3:93cv00526	Skyline Displays Inc, et al v. Skyline Displays Las, et al	Plaintiff	Granted	0.16	10/12/1993
3:96cv01014	Malt-O-Meal Company v. MRM Communications, et al	Plaintiff	Denied	0.92	2/14/1997

Montgomery, Ann

Total Decisions: 9

Total Granted: 6

Total Denied: 3

Total Granted in Part, Denied in Part: 0

Overall Win Rate: 66.7%

Average Time to Decision: 1.9 months from motion filing

Case Number	Case Name	Movant	Decision	Pendency (months)	Decision Date
4:96cv00690	CNS, Inc. v. Cambridge Associates, et al	Plaintiff	Denied	2.86	9/20/1996
0:02cv01782	Coca-Cola Company, et al v. Purdy, et al	Plaintiff	Granted	0.16	7/23/2002
0:02cv01782	Coca-Cola Company, et al v. Purdy, et al	Plaintiff	Granted	0.07	10/3/2002
0:03cv02950	Ballistic Products v. Precision Reloading, et al	Plaintiff	Granted	3.13	7/28/2003
0:03cv06105	Federal Cartridge Co, et al v. Remington Arms Co, et al	Plaintiff	Denied	1.68	12/31/2003
0:99cv00368	Buffets, Inc v. New Country Buffet	Plaintiff	Granted	5.30	8/30/1999
0:99cv01631	Gardetto's Bakery v. Kellogg Company	Plaintiff	Denied	0.79	12/17/1999
0:08cv06466	Sierra Petroleum Co., Inc. v. Beaudry Oil & Service, Inc. et al	Plaintiff	Granted	1.61	4/14/2009
0:09cv03087	Novus Franchising, Inc. v. Brantner	Plaintiff	Granted	1.55	12/23/2009

Noel, Franklin

Total Decisions: 1

Total Granted: 1

Total Denied: 0

Total Granted in Part, Denied in Part: 0

Overall Win Rate: 100.0%

Average Time to Decision: 3.9 months from motion filing

Case Number	Case Name	Movant	Decision	Pendency (months)	Decision Date
4:96cv00522	HomeStyles Pblsh v. Gruner + Jahr Pblsh	Plaintiff	Granted	3.91	9/12/1996

Schiltz, Patrick

Total Decisions: 3

Total Granted: 1

Total Denied: 2

Total Granted in Part, Denied in Part: 0

Overall Win Rate: 33.3%

Average Time to Decision: 0.9 months from motion filing

Case Number	Case Name	Movant	Decision	Pendency (months)	Decision Date
0:06cv02857	Gander Mountain Company v. Cabela's, Inc.	Plaintiff	Denied	0.49	9/26/2006
0:09cv01211	Gold's Gym Licensing, LLC v. K-PRO Marketing Group, Inc.	Plaintiff	Granted	2.01	7/28/2009
0:10cv02375	Shred-it USA, Inc. et al v. Cintas Corporation et al	Plaintiff	Denied	0.07	6/18/2010

Tunheim, John

Total Decisions: 10

Total Granted: 5

Total Denied: 3

Total Granted in Part, Denied in Part: 2

Overall Win Rate: 60.0%

Average Time to Decision: 3.6 months from motion filing

Case Number	Case Name	Movant	Decision	Pendency (months)	Decision Date
0:00cv02645	West Licensing Corp, et al v. Eastlaw, LLC, et al	Plaintiff	Denied	4.57	5/9/2001
0:01cv01214	Country Inns v. Two H.O. Partnership, et al	Plaintiff	Granted	1.35	11/19/2001
0:03cv05141	Millennium Import v. Sidney Frank Import	Plaintiff	Denied without Prejudice	4.64	6/11/2004
0:99cv00233	Polzin v. Polzin	Plaintiff	Granted	1.02	4/29/1999
0:99cv00738	Shade's Landing Inc v. Williams	Plaintiff	Denied	2.53	12/22/1999
4:96cv00202	Minnesota Mining v. Rauh Rubber, Inc., et al	Plaintiff	Granted	8.49	11/18/1996
4:96cv00202	Minnesota Mining v. Rauh Rubber, Inc., et al	Plaintiff	Granted	0.07	3/8/1996
4:96cv01033	SBEMCO International v. Callas Enterprises	Plaintiff	Granted	1.05	12/6/1996
0:10cv02834	Novus Franchising, Inc. v. Dean et al	Plaintiff	Granted in part, Denied in Part	8.72	3/30/2011
0:12cv00529	Novus Franchising, Inc. v. Dawson et al	Plaintiff	Granted in part, Denied in Part	3.98	7/25/2012

Mississippi Northern

The dockets of trademark cases in Mississippi Northern were examined to identify decisions on contested preliminary injunction motions. The number of decisions found, the number granted, and the number denied are as follows:

Total Decisions: 4

Total Granted: 3 Plaintiff Granted: 3 Defendant Granted: 0

Total Denied: 1 Plaintiff Denied: 0 Defendant Denied: 1

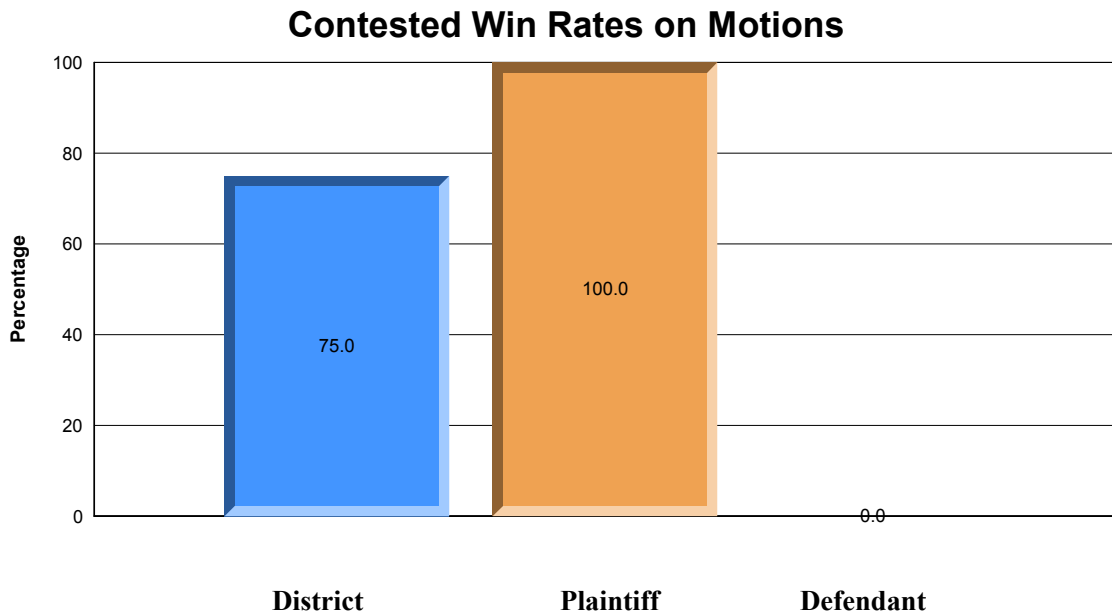
Total Granted in Part, Denied in Part: 0 Plaintiff Granted in Part: 0

Defendant Granted in Part: 0

Plaintiff Win Rate: 100.0%

Defendant Win Rate: 0.0%

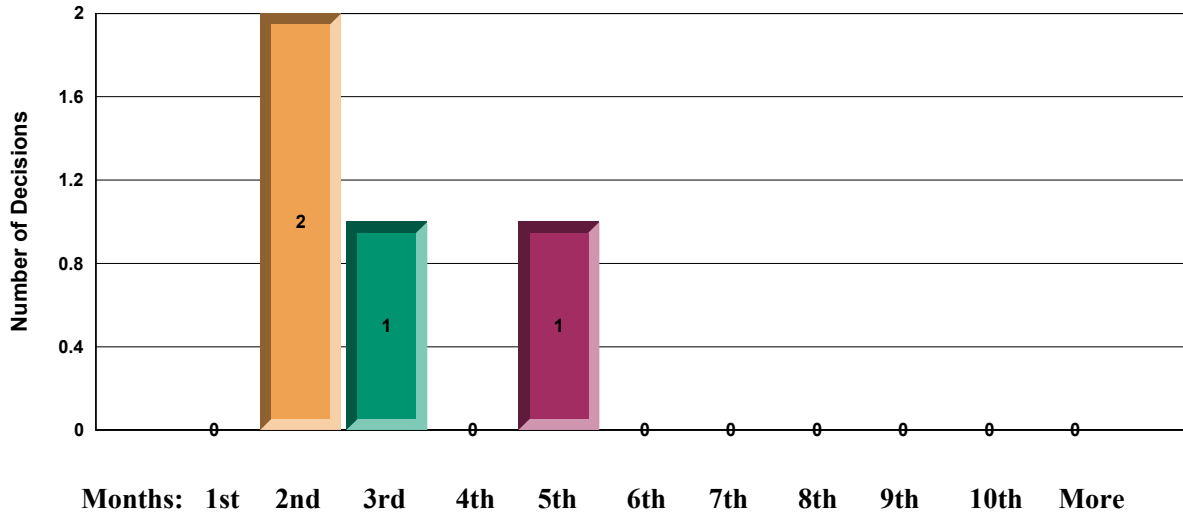
Overall Win Rate: 75.0%



The average time from motion filing to decision was 2.3 months from motion filing. The distribution of times to decision for these motions is illustrated in the chart below.

Distribution of Decisions

For Mississippi Northern



Aycock, Sharion

Total Decisions: 1
 Total Granted: 1
 Total Denied: 0
 Total Granted in Part, Denied in Part: 0
 Overall Win Rate: 100.0%
 Average Time to Decision: 2.8 months from motion filing

Case Number	Case Name	Movant	Decision	Pendency (months)	Decision Date
1:08cv00035	Haas Outdoors, Inc. v. Smith et al	Plaintiff	Granted	2.76	5/20/2008

Davidson, Glen

Total Decisions: 1
 Total Granted: 1
 Total Denied: 0
 Total Granted in Part, Denied in Part: 0
 Overall Win Rate: 100.0%
 Average Time to Decision: 1.1 months from motion filing

Case Number	Case Name	Movant	Decision	Pendency (months)	Decision Date
1:04cv00252	Roto-Rooter Corporat v. Nash	Plaintiff	Granted	1.05	9/20/2004

Pepper, W.

Total Decisions: 1
Total Granted: 0
Total Denied: 1
Total Granted in Part, Denied in Part: 0
Overall Win Rate: 0.0%
Average Time to Decision: 4.0 months from motion filing

Case Number	Case Name	Movant	Decision	Pendency (months)	Decision Date
3:03cv00169	Lighthouse Plastics v. Lighthouse Plastics,	Defendant	Denied	4.05	10/25/2004

Senter, Lyonel

Total Decisions: 1
Total Granted: 1
Total Denied: 0
Total Granted in Part, Denied in Part: 0
Overall Win Rate: 100.0%
Average Time to Decision: 1.3 months from motion filing

Case Number	Case Name	Movant	Decision	Pendency (months)	Decision Date
1:97cv00052	Haas Outdoors, Inc. v. Oak Country Camo	Plaintiff	Granted	1.35	3/31/1997

Mississippi Southern

The dockets of trademark cases in Mississippi Southern were examined to identify decisions on contested preliminary injunction motions. The number of decisions found, the number granted, and the number denied are as follows:

Total Decisions: 16

Total Granted: 10 Plaintiff Granted: 10 Defendant Granted: 0

Total Denied: 6 Plaintiff Denied: 5 Defendant Denied: 1

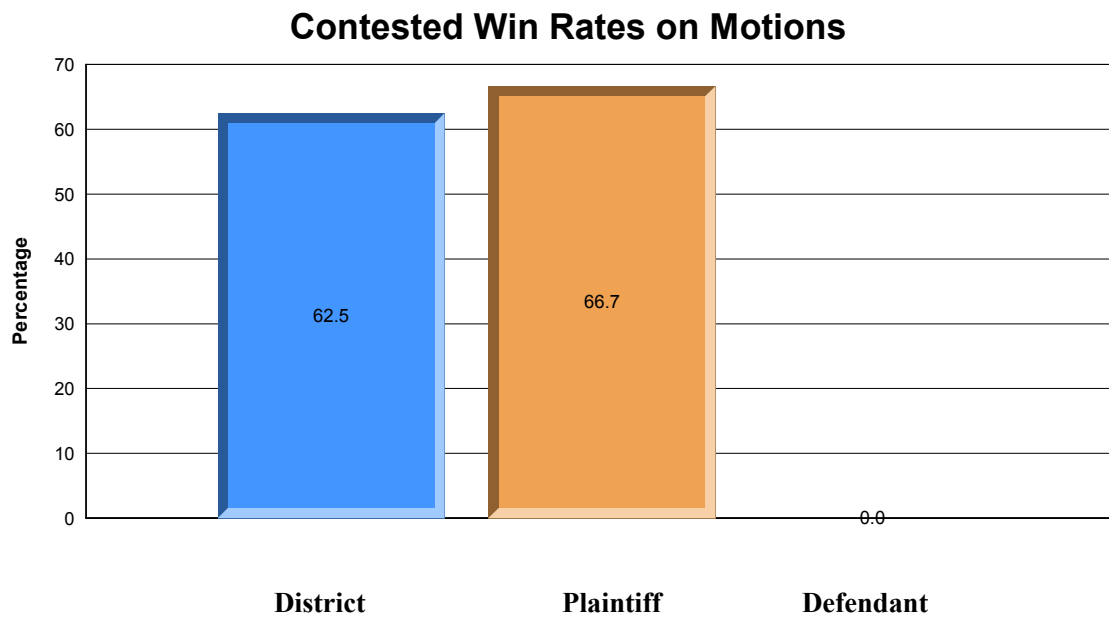
Total Granted in Part, Denied in Part: 0 Plaintiff Granted in Part: 0

Defendant Granted in Part: 0

Plaintiff Win Rate: 66.7%

Defendant Win Rate: 0.0%

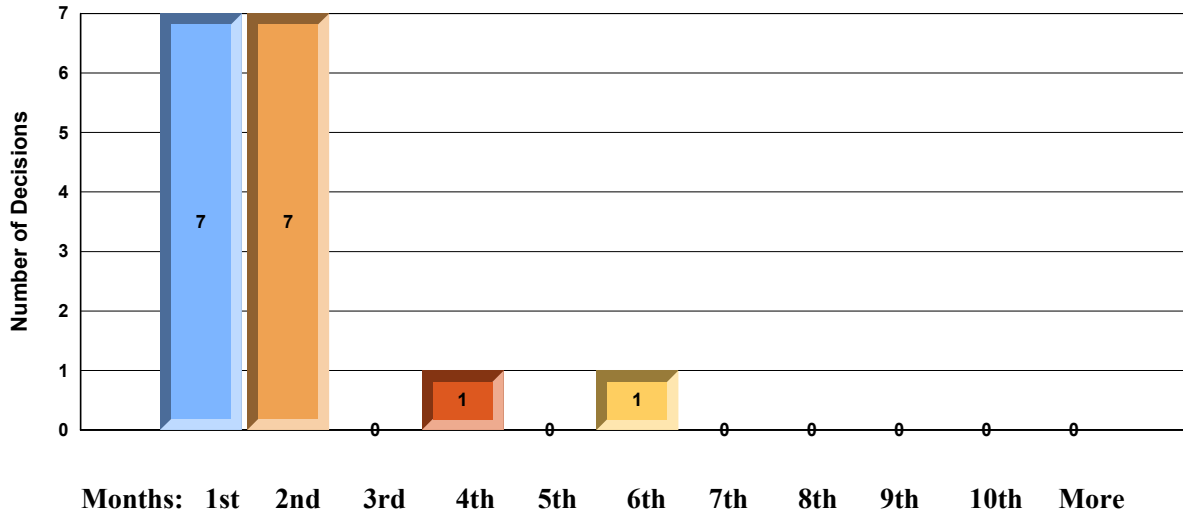
Overall Win Rate: 62.5%



The average time from motion filing to decision was 1.3 months from motion filing. The distribution of times to decision for these motions is illustrated in the chart below.

Distribution of Decisions

For Mississippi Southern



Barbour, William

Total Decisions: 3
 Total Granted: 2
 Total Denied: 1
 Total Granted in Part, Denied in Part: 0
 Overall Win Rate: 66.7%
 Average Time to Decision: 2.4 months from motion filing

Case Number	Case Name	Movant	Decision	Pendency (months)	Decision Date
3:00cv00983	Hospitality Inter., et al v. Grant, et al	Plaintiff	Granted	1.12	2/7/2001
3:96cv00923	Ramada Franchise v. McComb Motel, et al	Plaintiff	Denied	5.43	6/16/1997
3:97cv00534	Sons of Confederate v. Confederate Init., et al	Plaintiff	Granted	0.66	1/8/1998

Gex, Walter

Total Decisions: 1
 Total Granted: 1
 Total Denied: 0
 Total Granted in Part, Denied in Part: 0
 Overall Win Rate: 100.0%
 Average Time to Decision: 0.3 months from motion filing

Case Number	Case Name	Movant	Decision	Pendency (months)	Decision Date
1:93cv00022	Lanier Worldwide v. Lanier Copy Products, et al	Plaintiff	Granted	0.33	2/1/1993

Guirola, Louis

Total Decisions: 3

Total Granted: 2

Total Denied: 1

Total Granted in Part, Denied in Part: 0

Overall Win Rate: 66.7%

Average Time to Decision: 1.0 months from motion filing

Case Number	Case Name	Movant	Decision	Pendency (months)	Decision Date
1:07cv00138	Urgent Care, Inc. et al v. South Mississippi Urgent Care, Inc. et al	Plaintiff	Granted	1.35	12/6/2007
1:07cv00138	Urgent Care, Inc. et al v. South Mississippi Urgent Care, Inc. et al	Defendant	Denied	1.15	1/2/2008
1:07cv00655	Sale-In-A-Box, Inc. v. Event NA Box, LLC et al	Plaintiff	Granted	0.46	6/4/2007

Lee, Tom

Total Decisions: 2

Total Granted: 1

Total Denied: 1

Total Granted in Part, Denied in Part: 0

Overall Win Rate: 50.0%

Average Time to Decision: 1.4 months from motion filing

Case Number	Case Name	Movant	Decision	Pendency (months)	Decision Date
3:99cv00232	Bellsouth Intellect, et al v. Combined Billing	Plaintiff	Granted	1.35	5/11/1999
3:06cv00694	Brennan's, Inc. v. Brennan et al	Plaintiff	Denied	1.38	5/7/2009

Wingate, Henry

Total Decisions: 7

Total Granted: 4

Total Denied: 3

Total Granted in Part, Denied in Part: 0

Overall Win Rate: 57.1%

Average Time to Decision: 1.1 months from motion filing

Case Number	Case Name	Movant	Decision	Pendency (months)	Decision Date
3:03cv01019	R/M Management Co. v. Metro Rural Services	Plaintiff	Granted	1.09	2/14/2005
3:92cv00311	Domino's Pizza, Inc. v. Beasley	Plaintiff	Denied	0.89	6/30/1992
3:92cv00311	Domino's Pizza, Inc. v. Beasley	Plaintiff	Denied	0.82	6/30/1992
3:99cv00736	Ramada Franchise v. Premier Hospitality, et al	Plaintiff	Granted	1.02	11/18/1999
3:94cv00320	Douglas v. Dunn	Plaintiff	Granted	0.00	8/4/1994
3:02cv00134	BellSouth Intellec. v. Expetel Communic., et al	Plaintiff	Granted	0.72	3/7/2002
4:08cv00037	Alderwoods Mississippi, Inc. v. Robert Barham Family Funeral Home, LLC	Plaintiff	Denied	3.16	1/13/2009

Missouri Eastern

The dockets of trademark cases in Missouri Eastern were examined to identify decisions on contested preliminary injunction motions. The number of decisions found, the number granted, and the number denied are as follows:

Total Decisions: 57

Total Granted: 28 Plaintiff Granted: 24 Defendant Granted: 3

Total Denied: 25 Plaintiff Denied: 24 Defendant Denied: 1

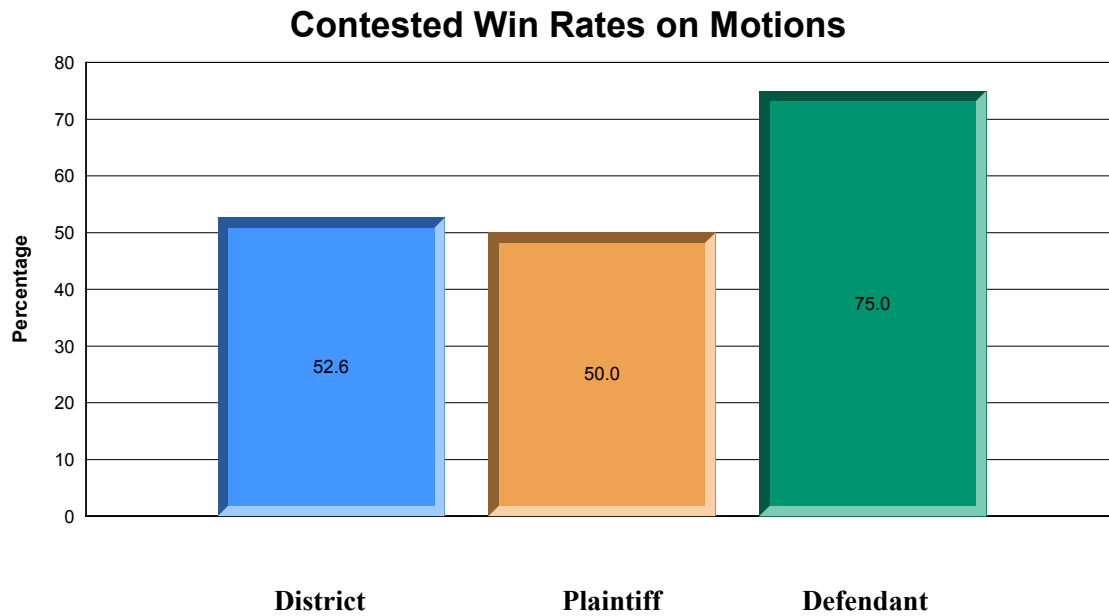
Total Granted in Part, Denied in Part: 4 Plaintiff Granted in Part: 4

Defendant Granted in Part: 0

Plaintiff Win Rate: 50.0%

Defendant Win Rate: 75.0%

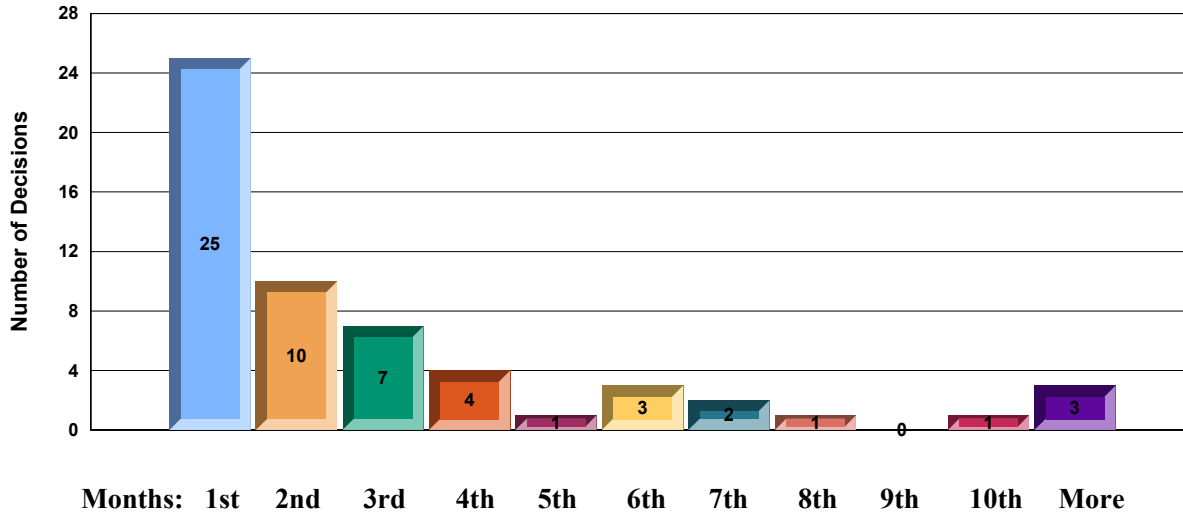
Overall Win Rate: 52.6%



The average time from motion filing to decision was 2.5 months from motion filing. The distribution of times to decision for these motions is illustrated in the chart below.

Distribution of Decisions

For Missouri Eastern



Autrey, Henry

Total Decisions: 2
 Total Granted: 0
 Total Denied: 2
 Total Granted in Part, Denied in Part: 0
 Overall Win Rate: 0.0%
 Average Time to Decision: 3.0 months from motion filing

Case Number	Case Name	Movant	Decision	Pendency (months)	Decision Date
4:05cv01326	Fuse, LLC v. Fuse Advertising, Inc.	Plaintiff	Denied	5.76	2/15/2006
4:06cv00421	Missouri Furnace Co. v. Axis Heating and Air Conditioning, Inc. et al	Plaintiff	Denied without Prejudice	0.23	3/13/2006

Hamilton, Jean

Total Decisions: 9

Total Granted: 8

Total Denied: 1

Total Granted in Part, Denied in Part: 0

Overall Win Rate: 88.9%

Average Time to Decision: 1.2 months from motion filing

Case Number	Case Name	Movant	Decision	Pendency (months)	Decision Date
4:02cv00895	American Recreation v. World Famous Sports	Defendant	Granted	0.13	7/15/2002
4:98cv00592	Enterprise Rent v. Rent-A-Wreck	Plaintiff	Granted	0.63	4/29/1998
4:97cv01449	Brunetti/Pesc-Co. v. Brunetti Termite, et al	Plaintiff	Granted	0.16	7/14/1997
4:96cv01221	Children's Factory v. Benee's Toys, Inc.	Plaintiff	Denied	6.48	1/7/1997
4:03cv01075	Medicine Shoppe Intl v. Lucas, et al	Plaintiff	Granted	0.00	8/6/2003
4:04cv01210	Allen's Plumbing & Drain Co. v. Allen's Plumbing Repairs et al	Plaintiff	Granted	0.20	9/9/2004
4:06cv00433	Entertainment Group, Inc., The v. Does et al	Plaintiff	Granted	0.20	3/14/2006
4:07cv01208	Bravado International Group Merchandising Services, Inc. et al v. Does et al	Plaintiff	Granted	0.46	7/16/2007
4:12cv00859	Larrison et al v. Shady's at the Lake, LLC et al	Plaintiff	Granted	2.27	9/18/2012

Jackson, Carol

Total Decisions: 7

Total Granted: 3

Total Denied: 3

Total Granted in Part, Denied in Part: 1

Overall Win Rate: 50.0%

Average Time to Decision: 5.9 months from motion filing

Case Number	Case Name	Movant	Decision	Pendency (months)	Decision Date
4:98cv01536	Alexander Mfg Co v. Express-A-Button Inc	Plaintiff	Granted in part, Denied in Part	7.89	5/13/1999
4:96cv00359	Marriott Int'l Inc., et al v. Rickert, et al	Court	Granted	1.64	4/11/1996
4:96cv00297	Miller Brewing Co v. Global Impressions, et al	Plaintiff	Granted	3.06	5/17/1996
4:98cv01218	Campfire Products v. Downeast Concepts, et al	Plaintiff	Denied	5.20	12/21/1998
4:05cv01191	Triumph Pharmaceuticals, Inc. v. Discus Dental, Inc.	Plaintiff	Denied without Prejudice	11.32	9/6/2006
4:05cv01191	Triumph Pharmaceuticals, Inc. v. Discus Dental, Inc.	Plaintiff	Denied without Prejudice	10.76	9/6/2006
4:11cv01328	Evantigroup, LLC v. Mangia Mobile, LLC	Plaintiff	Granted	1.61	9/19/2011

Mummert III, Thomas

Total Decisions: 1

Total Granted: 0

Total Denied: 0

Total Granted in Part, Denied in Part: 1

Overall Win Rate: 0.0%

Average Time to Decision: 0.0 months from motion filing

Case Number	Case Name	Movant	Decision	Pendency (months)	Decision Date
4:08cv00358	Anheuser-Busch, Inc. v. VIP Products LLC	Plaintiff	Granted in part, Denied in Part	4.80	10/16/2008

Noce, David

Total Decisions: 1

Total Granted: 0

Total Denied: 1

Total Granted in Part, Denied in Part: 0

Overall Win Rate: 0.0%

Average Time to Decision: 1.6 months from motion filing

Case Number	Case Name	Movant	Decision	Pendency (months)	Decision Date
4:08cv01555	Builders Mutual Insurance Company v. Builders' Mutual Casualty Company	Plaintiff	Denied without Prejudice	1.58	12/1/2008

Perry, Catherine

Total Decisions: 9

Total Granted: 5

Total Denied: 4

Total Granted in Part, Denied in Part: 0

Overall Win Rate: 55.6%

Average Time to Decision: 1.8 months from motion filing

Case Number	Case Name	Movant	Decision	Pendency (months)	Decision Date
4:99cv00722	Intl House Pancakes, et al v. Khorbtli	Plaintiff	Granted	0.43	5/18/1999
4:98cv01911	Monkey Bar, L.P., et al v. W.S. Stallings Corp., et al	Plaintiff	Granted	0.56	12/4/1998
4:98cv00480	Kellwood Company v. Fleet Street, Ltd.	Plaintiff	Granted	2.17	6/1/1998
4:98cv00046	All Weather Safety v. Dollar Tree Stores	Plaintiff	Denied without Prejudice	6.35	7/21/1998
4:97cv02186	Park 'N Fly Service v. Bremen Company, Ltd.	Plaintiff	Denied	0.89	11/24/1997
4:95cv01359	Fleming and Company v. Flemming Pharm Inc.	Plaintiff	Denied	2.34	10/3/1995
4:02cv01254	Bebe Stores, Inc. v. May Dept Stores Intl	Plaintiff	Granted	2.17	10/21/2002
4:02cv00937	Build-A-Bear v. Adopt-A-Bear Factory	Plaintiff	Granted	0.66	7/11/2002
4:04cv00525	Steak N Shake Company et al v. Burger King Corporation et al	Plaintiff	Denied	0.89	7/7/2004

Shaw, Charles

Total Decisions: 9

Total Granted: 4

Total Denied: 5

Total Granted in Part, Denied in Part: 0

Overall Win Rate: 44.4%

Average Time to Decision: 2.8 months from motion filing

Case Number	Case Name	Movant	Decision	Pendency (months)	Decision Date
4:98cv00553	Custom Counsel, Inc. v. Esquire Search, Ltd.	Defendant	Granted	0.26	9/3/1998
4:97cv00446	United Ind Corp v. Clorox Company, The	Defendant	Denied	1.84	8/7/1997
4:96cv00028	Premier Rehab Center v. Premier Care Ortho	Plaintiff	Denied without Prejudice	2.73	3/28/1996
4:95cv01158	Grateful Dead Prod, et al v. Does 1 through 500	Plaintiff	Granted	0.07	6/29/1995
4:94cv01549	Moto Photo, Inc. v. Monsour	Plaintiff	Denied without Prejudice	0.49	8/23/1994
4:99cv01865	Solutech, Inc. v. Solutech Consulting	Defendant	Granted	3.49	12/15/2000
4:03cv00343	Ducane Gas Grills v. Walters, et al	Plaintiff	Granted	0.07	4/2/2003
4:96cv02470	Grim v. Bark Plaza, et al	Plaintiff	Denied	0.03	2/28/1997
4:06cv00199	Advanced Lipo Dissolve Center, LLC v. Karkkainen	Plaintiff	Denied without Prejudice	16.05	7/2/2007

Sippel, Rodney

Total Decisions: 6

Total Granted: 1

Total Denied: 4

Total Granted in Part, Denied in Part: 1

Overall Win Rate: 25.0%

Average Time to Decision: 2.6 months from motion filing

Case Number	Case Name	Movant	Decision	Pendency (months)	Decision Date
4:02cv01708	Anheuser-Busch, Inc. v. Carr Marketing, Ltd., et al	Plaintiff	Denied without Prejudice	3.32	2/21/2003
4:02cv01707	Anheuser-Busch, Inc. v. Maxwell, et al	Plaintiff	Denied without Prejudice	3.32	2/21/2003
4:00cv00162	Sinclair and Rush v. Coleman Company, Inc	Plaintiff	Denied without Prejudice	5.92	8/21/2000
4:99cv02061	Carlile Design, Inc. v. Realtree Outdoor	Plaintiff	Denied	0.49	1/14/2000
4:05cv00106	Mayflower Transit, LLC v. Soraghan Moving & Storage, Inc.	Plaintiff	Granted	0.26	2/2/2005
4:05cv01529	American Equity Mortgage, Inc. v. Vinson	Plaintiff	Granted in part, Denied in Part	2.20	12/12/2005

Stohr, Donald

Total Decisions: 8

Total Granted: 6

Total Denied: 1

Total Granted in Part, Denied in Part: 1

Overall Win Rate: 81.3%

Average Time to Decision: 1.0 months from motion filing

Case Number	Case Name	Movant	Decision	Pendency (months)	Decision Date
4:98cv00889	Behlmann Pre-Owned v. Cross Keys Car Actio, et al	Plaintiff	Granted	1.97	7/20/1998
4:98cv00481	Ponderosa Franchis, et al v. Comer, et al	Plaintiff	Granted	1.05	4/21/1998
4:95cv02462	Airtech Intl Inc., et al v. Sabreliner Corp., et al	Plaintiff	Granted	0.03	12/21/1995
4:03cv00509	Hardee's Food System v. Angus, et al	Plaintiff	Granted	0.49	5/16/2003
4:98cv01464	Brock's Appliance v. Brock Enterprises, et al	Plaintiff	Granted	1.38	10/9/1998
4:99cv00025	Ty Inc. v. Treasure Yesterday, et al	Plaintiff	Denied	0.23	1/15/1999
4:96cv01331	Logo 7, Inc. v. HRD International, et al	Plaintiff	Granted	0.03	7/3/1996
4:08cv00085	Interfood Holding, B.V. v. Rice et al	Plaintiff	Granted in part, Denied in Part	2.76	8/11/2008

Webber, E.

Total Decisions: 5

Total Granted: 1

Total Denied: 4

Total Granted in Part, Denied in Part: 0

Overall Win Rate: 20.0%

Average Time to Decision: 3.1 months from motion filing

Case Number	Case Name	Movant	Decision	Pendency (months)	Decision Date
1:02cv00140	India-Dan A/S v. Indasia, LLC, et al	Plaintiff	Granted	1.81	12/12/2002
4:01cv01714	Visiting Nurse Assoc, et al v. VNA Healthcare, Inc., et al	Plaintiff	Denied	1.97	7/30/2002
4:96cv01263	Calvin Klein Jeans v. Venture Stores, Inc.	Plaintiff	Denied	9.11	3/25/1997
4:96cv01340	Maritz, Inc. v. Cybergold, Inc.	Plaintiff	Denied	1.41	8/29/1996
4:08cv00336	Sensient Technologies Corporation et al v. SensoryEffects Flavor Company et al	Plaintiff	Denied without Prejudice	0.99	4/9/2008

Missouri Western

The dockets of trademark cases in Missouri Western were examined to identify decisions on contested preliminary injunction motions. The number of decisions found, the number granted, and the number denied are as follows:

Total Decisions: 28

Total Granted: 16 Plaintiff Granted: 16 Defendant Granted: 0

Total Denied: 11 Plaintiff Denied: 8 Defendant Denied: 3

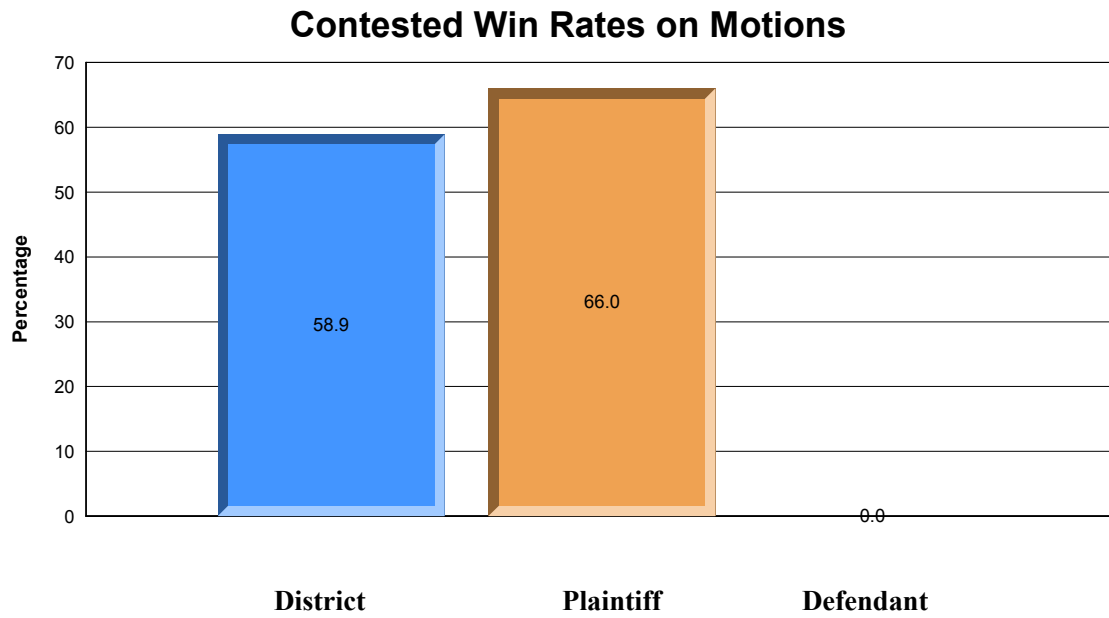
Total Granted in Part, Denied in Part: 1 Plaintiff Granted in Part: 1

Defendant Granted in Part: 0

Plaintiff Win Rate: 66.0%

Defendant Win Rate: 0.0%

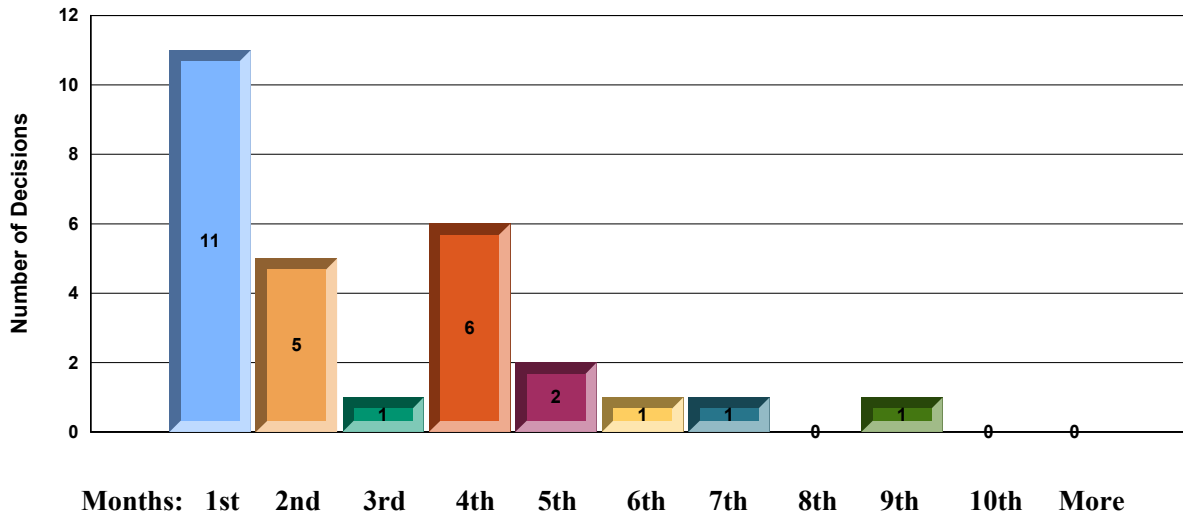
Overall Win Rate: 58.9%



The average time from motion filing to decision was 2.2 months from motion filing. The distribution of times to decision for these motions is illustrated in the chart below.

Distribution of Decisions

For Missouri Western



Dorr, Richard

Total Decisions: 1
 Total Granted: 0
 Total Denied: 1
 Total Granted in Part, Denied in Part: 0
 Overall Win Rate: 0.0%
 Average Time to Decision: 1.3 months from motion filing

Case Number	Case Name	Movant	Decision	Pendency (months)	Decision Date
3:03cv05056	Security Bank of Southwest Missouri v. Security Bank	Plaintiff	Denied	1.35	7/28/2003

England, James

Total Decisions: 1
 Total Granted: 1
 Total Denied: 0
 Total Granted in Part, Denied in Part: 0
 Overall Win Rate: 100.0%
 Average Time to Decision: 1.7 months from motion filing

Case Number	Case Name	Movant	Decision	Pendency (months)	Decision Date
6:02cv03214	Rockett v. T&R Productions et al	Plaintiff	Granted	1.74	7/15/2002

Fenner, Gary

Total Decisions: 8

Total Granted: 4

Total Denied: 3

Total Granted in Part, Denied in Part: 1

Overall Win Rate: 56.3%

Average Time to Decision: 1.6 months from motion filing

Case Number	Case Name	Movant	Decision	Pendency (months)	Decision Date
4:00cv00901	Professional Service Industries Inc v. PSI Inspections Inc	Plaintiff	Denied	1.45	11/2/2000
4:00cv00901	Professional Service Industries Inc v. PSI Inspections Inc	Defendant	Denied	1.12	11/2/2000
4:00cv00901	Professional Service Industries Inc v. PSI Inspections Inc	Defendant	Denied	0.92	11/2/2000
4:05cv00358	Mastercard International Incorporated v. Hammes et al	Plaintiff	Granted	0.79	5/23/2005
6:00cv03385	Holiday Hospitality Franchising, Inc. et al v. Grand Ramada, Inc.	Plaintiff	Granted	3.75	1/18/2001
6:00cv03385	Holiday Hospitality Franchising, Inc. et al v. Grand Ramada, Inc.	Plaintiff	Granted in part, Denied in Part	0.07	11/16/2000
4:07cv00543	Community of Christ Copyright Corporation et al v. Miller et al	Plaintiff	Granted	4.28	12/7/2007
4:11cv00801	Hallmark Marketing Corporation et al v. Henning's Card Shops, Inc.	Plaintiff	Granted	0.16	8/22/2011

Gaitan, Fernando

Total Decisions: 3

Total Granted: 2

Total Denied: 1

Total Granted in Part, Denied in Part: 0

Overall Win Rate: 66.7%

Average Time to Decision: 4.3 months from motion filing

Case Number	Case Name	Movant	Decision	Pendency (months)	Decision Date
4:05cv00349	St. Paul Stamp Works, Inc. v. Allen Marking Products, Inc. et al	Plaintiff	Granted	0.95	5/25/2005
4:99cv01066	National Research Center for College & University v. Educational Research Center of American, Inc.	Plaintiff	Denied	3.88	2/29/2000
4:99cv01121	The Chamberlain Group, Inc v. MVP America, Inc et al	Plaintiff	Granted	8.13	9/29/2000

Kays, David

Total Decisions: 1
 Total Granted: 1
 Total Denied: 0
 Total Granted in Part, Denied in Part: 0
 Overall Win Rate: 100.0%
 Average Time to Decision: 3.5 months from motion filing

Case Number	Case Name	Movant	Decision	Pendency (months)	Decision Date
4:09cv00874	USA Visionary Concepts, LLC v. MR International, LLC	Plaintiff	Granted	3.49	11/17/2009

Laughrey, Nanette

Total Decisions: 3
 Total Granted: 1
 Total Denied: 2
 Total Granted in Part, Denied in Part: 0
 Overall Win Rate: 33.3%
 Average Time to Decision: 2.3 months from motion filing

Case Number	Case Name	Movant	Decision	Pendency (months)	Decision Date
2:98cv04270	Bruegger's Corporation et al v. Kristy's Bagels, LLC et al	Plaintiff	Granted	0.10	11/23/1998
4:98cv00077	Hoechst Marion Rouss v. Schering-Plough Corp, et al	Plaintiff	Denied	3.68	5/12/1998
4:98cv00077	Hoechst Marion Rouss v. Schering-Plough Corp, et al	Defendant	Denied	3.13	5/12/1998

Sachs, Howard

Total Decisions: 2
 Total Granted: 1
 Total Denied: 1
 Total Granted in Part, Denied in Part: 0
 Overall Win Rate: 50.0%
 Average Time to Decision: 1.7 months from motion filing

Case Number	Case Name	Movant	Decision	Pendency (months)	Decision Date
4:90cv00912	Family Communication, et al v. Ku Klux Klan, et al	Plaintiff	Granted	0.03	10/10/1990
4:92cv01061	Acoustics Dev Corp v. Phillips & Brooks	Plaintiff	Denied	3.36	11/11/1993

Smith, Ortrie

Total Decisions: 4
 Total Granted: 2
 Total Denied: 2
 Total Granted in Part, Denied in Part: 0
 Overall Win Rate: 50.0%
 Average Time to Decision: 3.0 months from motion filing

Case Number	Case Name	Movant	Decision	Pendency (months)	Decision Date
4:99cv00778	Knights Franchise v. Zega Investment Corp, et al	Plaintiff	Granted	6.74	3/3/2000
6:96cv03344	Viper Boats Inc v. Storie, et al	Plaintiff	Denied	5.30	2/7/1997
6:98cv03481	Pasta House Co, et al v. Tasteful Solutions, et al	Plaintiff	Denied	0.03	12/11/1998
4:01cv01022	Russell Stover Candies, Inc. et al v. Fleming Companies, Inc.	Plaintiff	Granted	0.03	9/21/2001

Whipple, Dean

Total Decisions: 3
 Total Granted: 2
 Total Denied: 1
 Total Granted in Part, Denied in Part: 0
 Overall Win Rate: 66.7%
 Average Time to Decision: 2.3 months from motion filing

Case Number	Case Name	Movant	Decision	Pendency (months)	Decision Date
4:92cv01122	Sprint Communication v. Digital Products Inc	Plaintiff	Granted	0.86	12/30/1992
4:93cv00818	Standex Intl Corp v. Healthcare Mfg Inc, et al	Plaintiff	Denied	2.01	12/22/1993
6:10cv03354	Choice Hotel International Inc v. Newport Hospitality, LLC et al	Plaintiff	Granted	4.11	1/5/2011

Wright, Scott

Total Decisions: 2
 Total Granted: 2
 Total Denied: 0
 Total Granted in Part, Denied in Part: 0
 Overall Win Rate: 100.0%
 Average Time to Decision: 0.6 months from motion filing

Case Number	Case Name	Movant	Decision	Pendency (months)	Decision Date
4:90cv00159	Hewlett-Packard Co v. Labomatic-Instrument, et al	Plaintiff	Granted	1.18	3/21/1990
4:04cv00280	Shughart Thomson & Kilroy, P.C. et al v. Katipon et al	Plaintiff	Granted	0.00	4/5/2004

Montana

The dockets of trademark cases in Montana were examined to identify decisions on contested preliminary injunction motions. The number of decisions found, the number granted, and the number denied are as follows:

Total Decisions: 5

Total Granted: 3 Plaintiff Granted: 3 Defendant Granted: 0

Total Denied: 2 Plaintiff Denied: 1 Defendant Denied: 1

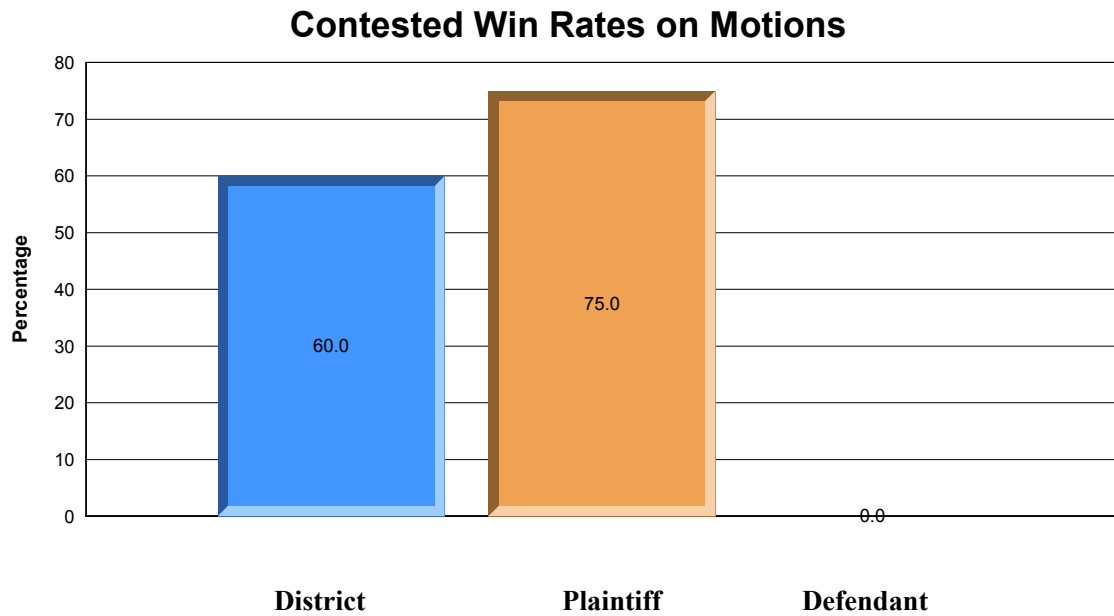
Total Granted in Part, Denied in Part: 0 Plaintiff Granted in Part: 0

Defendant Granted in Part: 0

Plaintiff Win Rate: 75.0%

Defendant Win Rate: 0.0%

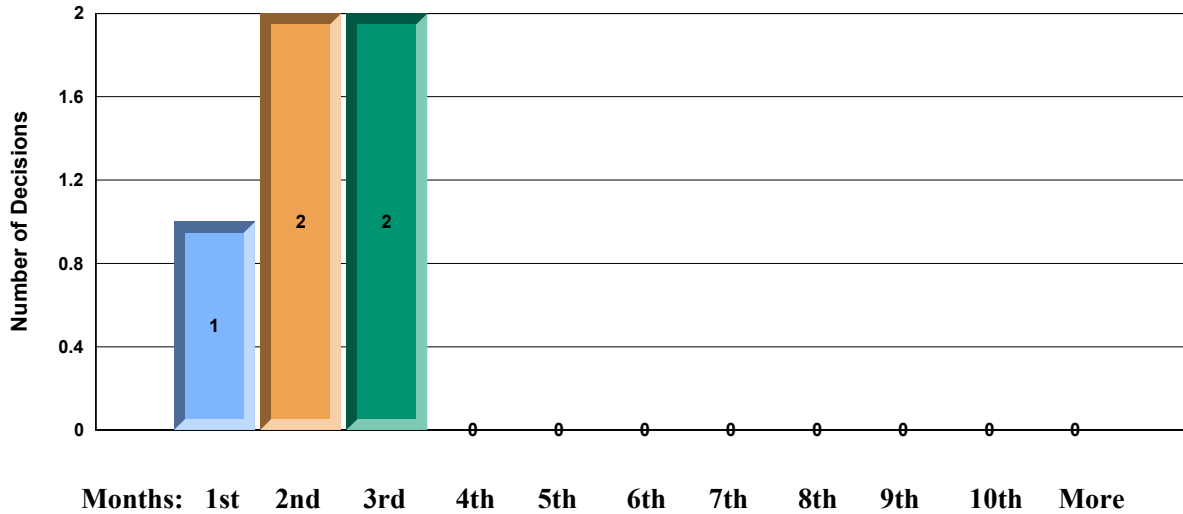
Overall Win Rate: 60.0%



The average time from motion filing to decision was 1.7 months from motion filing. The distribution of times to decision for these motions is illustrated in the chart below.

Distribution of Decisions

For Montana



Lovell, Charles

Total Decisions: 2

Total Granted: 2

Total Denied: 0

Total Granted in Part, Denied in Part: 0

Overall Win Rate: 100.0%

Average Time to Decision: 1.9 months from motion filing

Case Number	Case Name	Movant	Decision	Pendency (months)	Decision Date
6:97cv00042	Credit Suisse, et al v. Credit Suisse Int, et al	Plaintiff	Granted	0.95	10/15/1997
9:95cv00135	Choice Hotels Intl v. D.E.H.	Plaintiff	Granted	2.86	2/16/1996

Molloy, Donald

Total Decisions: 3

Total Granted: 1

Total Denied: 2

Total Granted in Part, Denied in Part: 0

Overall Win Rate: 33.3%

Average Time to Decision: 1.5 months from motion filing

Case Number	Case Name	Movant	Decision	Pendency (months)	Decision Date
4:98cv00005	TCG International v. Carter, et al	Plaintiff	Denied	1.18	5/13/1998
9:06cv00114	Moccasin Joe Dist., Inc. v. John C. Heegaard, Inc. et al	Plaintiff	Granted	2.11	9/22/2006
9:06cv00114	Moccasin Joe Dist., Inc. v. John C. Heegaard, Inc. et al	Defendant	Denied	1.15	9/22/2006

Nebraska

The dockets of trademark cases in Nebraska were examined to identify decisions on contested preliminary injunction motions. The number of decisions found, the number granted, and the number denied are as follows:

Total Decisions: 19

Total Granted: 9 Plaintiff Granted: 9 Defendant Granted: 0

Total Denied: 7 Plaintiff Denied: 7 Defendant Denied: 0

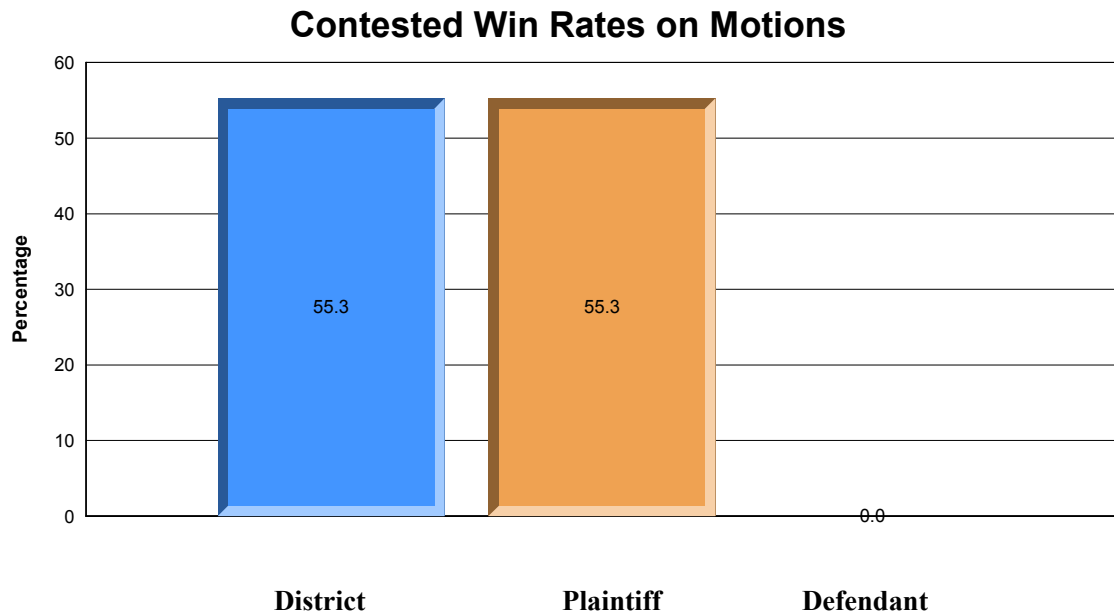
Total Granted in Part, Denied in Part: 3 Plaintiff Granted in Part: 3

Defendant Granted in Part: 0

Plaintiff Win Rate: 55.3%

Defendant Win Rate: 0.0%

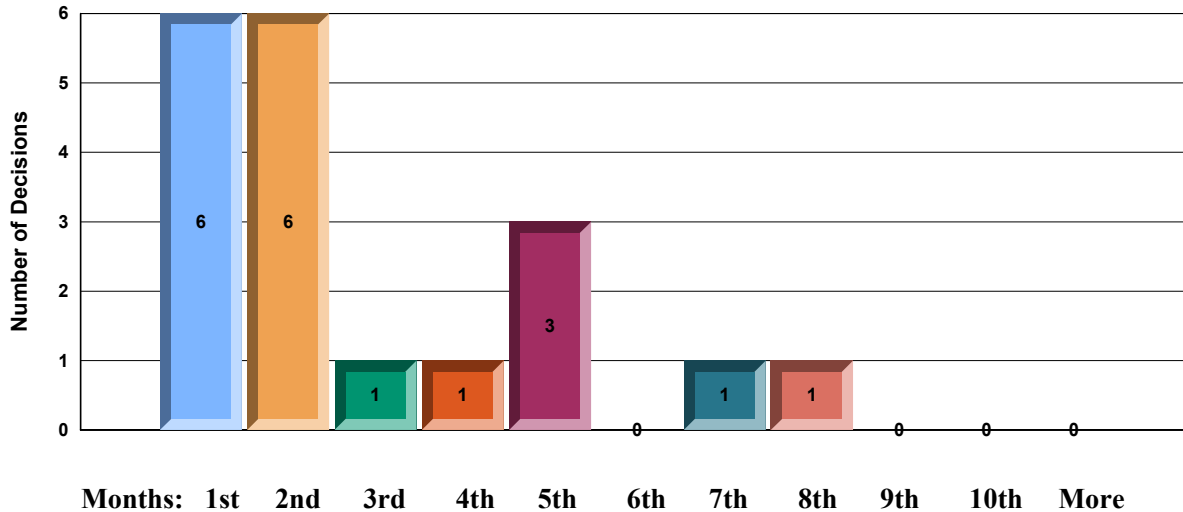
Overall Win Rate: 55.3%



The average time from motion filing to decision was 2.2 months from motion filing. The distribution of times to decision for these motions is illustrated in the chart below.

Distribution of Decisions

For Nebraska



Bataillon, Joseph

Total Decisions: 4

Total Granted: 1

Total Denied: 1

Total Granted in Part, Denied in Part: 2

Overall Win Rate: 50.0%

Average Time to Decision: 2.8 months from motion filing

Case Number	Case Name	Movant	Decision	Pendency (months)	Decision Date
8:05cv00237	Home Instead v. Velez et al	Plaintiff	Granted	4.38	10/12/2005
8:98cv00544	Homemakers, The v. Oriental Trading Co	Plaintiff	Denied	1.02	12/14/1998
8:08cv00337	Circle R, Inc. et al v. Rogers et al	Plaintiff	Granted in part, Denied in Part	4.54	12/16/2008
8:10cv00436	Hayneedle, Inc. v. J.C. Penney Company, Inc. et al	Plaintiff	Granted in part, Denied in Part	1.32	3/16/2011

Camp, Laurie

Total Decisions: 6
 Total Granted: 5
 Total Denied: 1
 Total Granted in Part, Denied in Part: 0
 Overall Win Rate: 83.3%
 Average Time to Decision: 2.5 months from motion filing

Case Number	Case Name	Movant	Decision	Pendency (months)	Decision Date
8:02cv00459	Rolex Watch U.S.A. v. Piatt	Plaintiff	Denied	4.80	2/24/2003
8:06cv00292	Right At Home v. ATL-South Health Services	Plaintiff	Granted	0.69	6/12/2006
8:07cv00088	QuikTrip Corporation et al v. Bucky's Express	Plaintiff	Granted	0.39	3/28/2007
8:10cv00365	Peter Kiewit Sons', Inc. v. Wall Street Equity Group, Inc. et al	Plaintiff	Granted	0.13	10/4/2010
8:11cv00099	WorldCare Limited Corporation v. World Insurance Company	Plaintiff	Granted	7.57	5/9/2011
8:12cv00340	Two Men and a Truck/International, Inc.	Plaintiff	Granted	1.41	11/7/2012

Kopf, Richard

Total Decisions: 2
 Total Granted: 0
 Total Denied: 2
 Total Granted in Part, Denied in Part: 0
 Overall Win Rate: 0.0%
 Average Time to Decision: 5.0 months from motion filing

Case Number	Case Name	Movant	Decision	Pendency (months)	Decision Date
4:02cv03206	Metro Lincoln Mercury v. Sullivan et al	Plaintiff	Denied	3.68	12/6/2002
8:07cv00058	Chief Automotive Technologies v. Rymer et al	Plaintiff	Denied without Prejudice	6.35	8/27/2007

Shanahan, Thomas

Total Decisions: 1
 Total Granted: 0
 Total Denied: 1
 Total Granted in Part, Denied in Part: 0
 Overall Win Rate: 0.0%
 Average Time to Decision: 0.2 months from motion filing

Case Number	Case Name	Movant	Decision	Pendency (months)	Decision Date
8:97cv00408	Omaha Steaks Intl v. Minnesota Meat, et al	Plaintiff	Denied without Prejudice	0.16	9/3/1997

Strom, Lyle

Total Decisions: 3

Total Granted: 1

Total Denied: 1

Total Granted in Part, Denied in Part: 1

Overall Win Rate: 50.0%

Average Time to Decision: 1.3 months from motion filing

Case Number	Case Name	Movant	Decision	Pendency (months)	Decision Date
8:94cv00477	Great Plains Comm v. Communigroup of K.C., et al	Plaintiff	Denied	2.53	12/2/1994
8:96cv00615	Davis, et al v. Brentwood Communica, et al	Plaintiff	Granted in part, Denied in Part	0.16	11/27/1996
8:10cv00086	Harley-Davidson Motor Company et al v. Elworth's Harley-Davidson Sales & Service et al	Plaintiff	Granted	1.22	4/8/2010

Urbom, Warren

Total Decisions: 3

Total Granted: 2

Total Denied: 1

Total Granted in Part, Denied in Part: 0

Overall Win Rate: 66.7%

Average Time to Decision: 0.7 months from motion filing

Case Number	Case Name	Movant	Decision	Pendency (months)	Decision Date
4:91cv03316	IGA, Inc., et al v. Norman's IGA, Inc., et al	Plaintiff	Denied	0.07	10/17/1991
4:92cv03349	Choice Hotels Inter v. Vil-Inn York, Ltd., et al	Plaintiff	Granted	1.02	10/26/1992
4:95cv03056	Runza National, Inc. v. Bethany Pantry Inc.	Plaintiff	Granted	1.15	3/16/1995

Nevada

The dockets of trademark cases in Nevada were examined to identify decisions on contested preliminary injunction motions. The number of decisions found, the number granted, and the number denied are as follows:

Total Decisions: 239

Total Granted: 201 Plaintiff Granted: 199 Defendant Granted: 2

Total Denied: 36 Plaintiff Denied: 28 Defendant Denied: 8

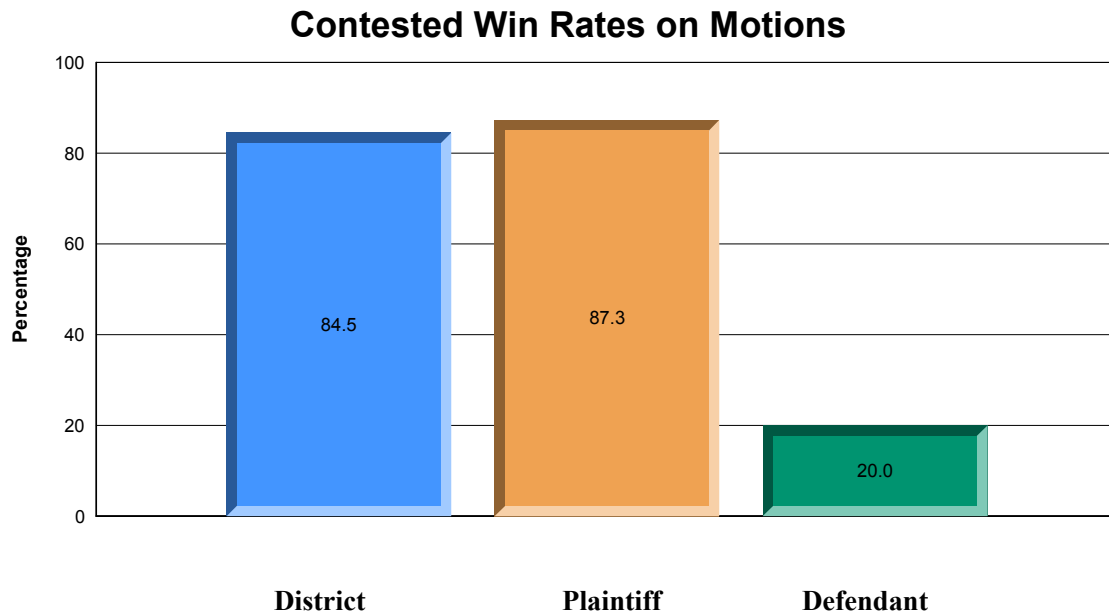
Total Granted in Part, Denied in Part: 2 Plaintiff Granted in Part: 2

Defendant Granted in Part: 0

Plaintiff Win Rate: 87.3%

Defendant Win Rate: 20.0%

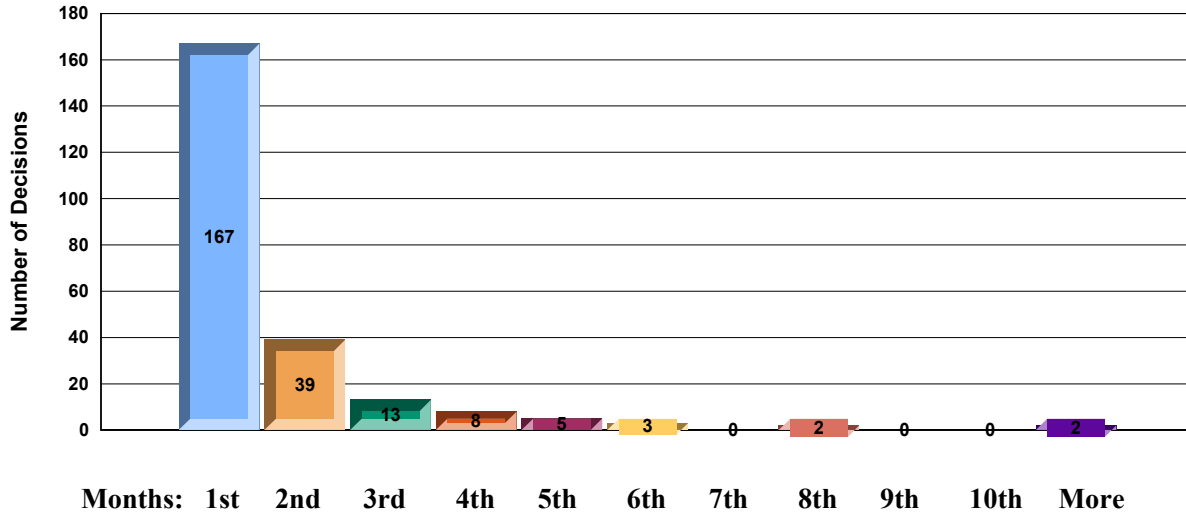
Overall Win Rate: 84.5%



The average time from motion filing to decision was 1.1 months from motion filing. The distribution of times to decision for these motions is illustrated in the chart below.

Distribution of Decisions

For Nevada



Dawson, Kent

Total Decisions: 40

Total Granted: 37

Total Denied: 3

Total Granted in Part, Denied in Part: 0

Overall Win Rate: 92.5%

Average Time to Decision: 1.3 months from motion filing

Case Number	Case Name	Movant	Decision	Pendency (months)	Decision Date
2:02cv00081	Station Casinos, Inc. v. Lalit Wadhwa, et al	Plaintiff	Granted	0.49	2/1/2002
2:05cv00209	Bellagio, LLC VS Mezumen International S.A.	Plaintiff	Granted	1.58	4/11/2005
2:05cv00921	Wynn Resorts Holdings, LLC VS Scott A. Margulis	Plaintiff	Granted	3.09	11/3/2005
2:05cv00921	Wynn Resorts Holdings, LLC VS Scott A. Margulis	Plaintiff	Granted	2.11	11/3/2005
2:06cv00685	Bellagio, LLC v. Phyto Technologies et al	Plaintiff	Granted	0.59	6/26/2006
2:06cv00823	Bellagio, LLC v. Moniker Online Services, LLC, et al	Plaintiff	Granted	0.63	7/26/2006
2:06cv00839	Station Casinos, Inc. v. Shelton et al	Plaintiff	Granted	0.56	7/28/2006
2:06cv00987	Echelon Resorts Corporation v. Lastovica et al	Plaintiff	Granted	0.03	8/16/2006
2:06cv00987	Echelon Resorts Corporation v. Lastovica et al	Plaintiff	Granted	0.46	8/30/2006
2:06cv01440	GNLV, Corp. v. 5 Star,	Defendant	Granted	0.49	11/29/2006
2:06cv01496	Station Casinos, Inc. v. Sam Chou	Plaintiff	Granted	0.69	12/12/2006
2:07cv00549	MGM Mirage Operations, Inc. v. Cook et al	Plaintiff	Granted	0.07	4/27/2007
2:07cv00677	Wynn Resorts Holdings, LLC v. Weston Insurance Services & Associates, Inc.	Plaintiff	Granted	0.39	6/5/2007
2:07cv00965	GNLV Corp v. Villenquez	Plaintiff	Granted	0.59	8/7/2007
2:07cv00978	C.G. Holdings, Inc. v. Rum Jungle Inc.	Plaintiff	Granted	2.99	10/23/2007
2:07cv01098	GNLV, Corp. v. Au-Yeung	Plaintiff	Granted	0.43	8/30/2007
2:07cv01120	Consolidated Resorts, Inc. v. WholsGuard, et al.	Plaintiff	Granted	0.49	9/5/2007
2:07cv01387	Wynn Resorts Holdings, LLC v. Brown	Plaintiff	Granted	0.53	11/1/2007
2:07cv01573	MGM Mirage Operations, Inc. v. Luxorhotelandcasino.com, et al.,	Plaintiff	Granted	0.53	12/12/2007
2:08cv00117	DriveTime Sales and Finance Corporation et al v. Drive & Go, LLC	Plaintiff	Denied	0.82	2/19/2008
2:05cv01442	Wynn Resorts Holdings, LLC v. John Gotts	Plaintiff	Granted	0.95	1/5/2006

2:05cv01447	Wynn Resorts Holdings, LLC v. Graffx Design	Plaintiff	Granted	0.95	1/5/2006
2:06cv00823	Bellagio, LLC v. Moniker Online Services, LLC, et al	Plaintiff	Granted	0.13	8/14/2006
2:07cv01387	Wynn Resorts Holdings, LLC v. Brown	Plaintiff	Granted	0.03	11/2/2007
2:08cv00597	Mayweather v. Figueroa	Plaintiff	Granted	0.59	5/27/2008
2:08cv00598	Mayweather v. Soft Webcom	Plaintiff	Granted	0.59	5/27/2008
2:08cv00599	Mayweather v. Recaptured.com	Plaintiff	Granted	0.53	5/27/2008
2:08cv01035	Alexander v. Hard Rock Hotel, Inc. et al	Plaintiff	Denied	5.53	4/21/2009
2:08cv01123	Lerner v. Sackett et al	Defendant	Denied	10.76	9/28/2009
2:08cv01749	World Market Center Venture, LLC v. DomainPark Limited	Plaintiff	Granted	0.82	1/6/2009
2:09cv00750	GNLV, Corp. v. Ladki et al	Plaintiff	Granted	1.15	6/2/2009
2:09cv02192	OpBiz, LLC v. Unister GmbH	Plaintiff	Granted	1.12	12/21/2009
2:11cv00566	Boyd Gaming Corporation v. Pollack	Plaintiff	Granted	0.16	4/19/2011
2:11cv00878	GNLV, Corp. v. Eckstein	Plaintiff	Granted	0.46	6/14/2011
2:11cv00992	First Time Videos, LLC et al v. Superstar Media Labs, LLP et al	Plaintiff	Granted	0.39	6/28/2011
2:11cv01508	Chanel, Inc. v. eukuk.com et al	Plaintiff	Granted	0.66	10/11/2011
2:10cv00074	MGM Mirage v. Lei et al	Plaintiff	Granted	0.59	2/9/2010
2:12cv00074	Cybergun S.A. et al v. JAG Precision	Plaintiff	Granted	7.43	10/11/2012
2:12cv01120	Zuffa, LLC v. DOES 1-100 et al	Plaintiff	Granted	0.66	7/17/2012
2:12cv00074	Cybergun S.A. et al v. JAG Precision	Plaintiff	Granted	0.46	2/1/2012

Du, Miranda

Total Decisions: 1

Total Granted: 0

Total Denied: 1

Total Granted in Part, Denied in Part: 0

Overall Win Rate: 0.0%

Average Time to Decision: 7.1 months from motion filing

Case Number	Case Name	Movant	Decision	Pendency (months)	Decision Date
2:11cv00417	JL Beverage Company, LLC v. Fortune Brands Inc. et al	Plaintiff	Denied	7.07	9/25/2012

George, Lloyd

Total Decisions: 21

Total Granted: 16

Total Denied: 5

Total Granted in Part, Denied in Part: 0

Overall Win Rate: 76.2%

Average Time to Decision: 1.7 months from motion filing

Case Number	Case Name	Movant	Decision	Pendency (months)	Decision Date
2:02cv00379	HARTL CRUSHTEK, LLC. v. ERIN SYSTEMS, INC.	Plaintiff	Denied without Prejudice	11.28	2/25/2003
2:02cv00379	HARTL CRUSHTEK, LLC. v. ERIN SYSTEMS, INC.	Defendant	Denied	1.78	11/12/2003
2:02cv00379	HARTL CRUSHTEK, LLC. v. ERIN SYSTEMS, INC.	Defendant	Denied	1.78	11/12/2003
2:05cv01458	Wynn Resorts Holdings, LLC v. Tingey	Plaintiff	Granted	0.13	12/12/2005
2:06cv00526	Bellagio, LLC v. Domain Active, Pty. Ltd.	Plaintiff	Granted	0.59	5/15/2006
2:06cv00733	Hansen Beverage Company v. Rockstar, Inc. et al	Plaintiff	Denied	0.49	6/30/2006
2:06cv00989	Echelon Resorts Corporation v. Rosenthal	Plaintiff	Granted	0.53	9/1/2006
2:06cv00991	Echelon Resorts Corporation v. echelonplacehotel.com et al	Plaintiff	Granted	0.63	9/18/2006
2:06cv01282	Wynn Resorts Holdings, LLC v. Spiral Matrix	Plaintiff	Granted	0.59	10/30/2006
2:07cv00804	Pinnacle Entertainment, Inc. v. Readman	Plaintiff	Granted	1.12	7/23/2007
2:07cv01097	GNLV, Corp. v. James	Plaintiff	Granted	0.69	9/7/2007
2:08cv00112	Secalt S.A. v. 3S Gondola	Plaintiff	Granted	2.99	4/24/2008
2:05cv01445	Wynn Resorts Holdings, LLC v. Ted Annis	Plaintiff	Granted	0.53	12/23/2005
2:09cv02139	New York-New York Hotel & Casino, LLC v. Katzin et al	Plaintiff	Granted	5.53	5/28/2010
2:09cv00723	MGM Mirage Operations, Inc. v. Keinan et al	Plaintiff	Granted	0.49	5/8/2009
2:10cv00582	Zuffa, LLC v. theultimatefighter.com	Plaintiff	Granted	0.72	5/14/2010
2:10cv01013	Egg Works, Inc. et al v. Egg World LLC et al	Plaintiff	Denied	2.57	9/14/2010
2:11cv00590	Tiffany (NJ), LLC v. 925ly.com et al	Plaintiff	Granted	1.18	5/25/2011
2:11cv01552	LV Gaming Ventures, LLC v. M Resort Phuket et al	Plaintiff	Granted	1.45	11/10/2011
2:10cv00346	Zuffa, LLC v. <watchufc111.com> et al	Plaintiff	Granted	0.56	4/2/2010
2:03cv01603	Ramparts, Inc. VS Karliza, etal	Plaintiff	Granted	0.82	1/16/2004

Hicks, Larry

Total Decisions: 3

Total Granted: 0

Total Denied: 3

Total Granted in Part, Denied in Part: 0

Overall Win Rate: 0.0%

Average Time to Decision: 1.7 months from motion filing

Case Number	Case Name	Movant	Decision	Pendency (months)	Decision Date
2:01cv00294	Visa International Service Association v. JSL Corporation	Plaintiff	Denied	3.32	7/9/2001
2:06cv01486	Station Casinos, Inc. v. Fujisaki	Plaintiff	Denied	0.59	12/8/2006
3:07cv00081	Rain Corporation v. JYP Entertainment, Ltd. et al	Plaintiff	Denied	1.22	6/21/2007

Hunt, Roger

Total Decisions: 34

Total Granted: 28

Total Denied: 6

Total Granted in Part, Denied in Part: 0

Overall Win Rate: 82.4%

Average Time to Decision: 1.3 months from motion filing

Case Number	Case Name	Movant	Decision	Pendency (months)	Decision Date
2:05cv01076	Dona Maria, Inc. VS Myrna Valdivia	Plaintiff	Granted	2.76	12/7/2005
2:05cv01441	Wynn Resorts Holdings, LLC v. Spiral Matrix	Plaintiff	Granted	0.95	1/5/2006
2:05cv01446	Wynn Resorts Holdings, LLC v. Karen Muntzing	Plaintiff	Granted	0.49	12/22/2005
2:05cv01510	Venetian Casino Resort, LLC v. Del American, Inc., et al	Plaintiff	Denied	3.68	6/9/2006
2:05cv01532	Koninklijke Philips Electronics, NV v. KXD Technology, Inc., et al	Plaintiff	Granted	2.53	3/15/2006
2:06cv00234	Station Casinos, Inc. v. WhoisGuard Protected	Plaintiff	Granted	0.49	3/14/2006
2:06cv00285	Station Casinos, Inc. v. Far From Limited	Plaintiff	Granted	0.53	3/24/2006
2:06cv00398	DR Partners v. BRITNY SPEARS	Plaintiff	Granted	0.59	4/18/2006
2:06cv00558	Bellagio, LLC et al v. Alleva	Plaintiff	Granted	0.72	5/26/2006
2:06cv00609	MGM Mirage v. Steves Domains et al	Plaintiff	Granted	0.66	6/5/2006
2:06cv01082	MGM Mirage Operations, Inc. v. James Bunch	Plaintiff	Granted	0.59	9/19/2006
2:06cv01438	GNLV, Corp. v. Tanacious Ltd.	Plaintiff	Granted	0.59	11/27/2006
2:06cv01491	Station Casinos, Inc. v. WhoisGuard	Plaintiff	Granted	0.49	12/5/2006
2:07cv00015	Motorola Inc. v. Telcom USA	Plaintiff	Granted	0.23	2/8/2007
2:07cv00359	Station Casinos, Inc. vs. Domain Drop, S.A.	Plaintiff	Granted	0.46	4/4/2007
2:07cv00654	American Nevada Housing, LLC v. R.W. Selby & Co., Inc. et al	Plaintiff	Granted	3.88	9/13/2007
2:07cv00714	Wynn Resorts Holdings, LLC v. Moniker Privacy Services	Plaintiff	Granted	0.59	6/19/2007
2:07cv00942	Bellagio, LLC et al v. A Las Vegas Garden Of Love et al	Plaintiff	Granted	0.33	8/2/2007
2:07cv00962	GNLV Corp v. Beamond	Plaintiff	Granted	0.43	8/2/2007
2:07cv00966	GNLV Corp	Plaintiff	Granted	0.43	8/2/2007
2:07cv01089	Station Casinos, Inc. v. Sky Group, Inc. et al	Plaintiff	Granted	0.49	8/31/2007
2:07cv01252	Agassi Enterprises, Inc. v. Target Corporation	Plaintiff	Granted	0.49	11/2/2007

2:07cv01358	Las Vegas Sands Corporation v. Murega	Plaintiff	Granted	0.46	10/23/2007
2:07cv01701	Paradise Canyon, LLC v. Integra Investments, LLC	Plaintiff	Granted	2.07	3/18/2008
2:05cv01229	Mandalay Resort Group VS Wildfire Entertainment Group	Plaintiff	Granted	0.69	11/1/2005
2:06cv00561	Treasure Island Corp. v. Brush	Plaintiff	Granted	1.28	6/12/2006
2:08cv01747	World Market Center Venture, LLC v. Ritz	Plaintiff	Denied	1.78	2/4/2009
2:08cv01785	The Fab Four Corp. v. Saxe et al	Plaintiff	Denied without Prejudice	4.38	4/30/2009
2:09cv00165	Las Vegas Weekly, LLC v. Karma Media, Inc. et al	Plaintiff	Granted	0.07	1/28/2009
2:09cv00434	Stephens Media, LLC v. Human Ingenuity International Corporation et al.,	Plaintiff	Denied	1.61	4/24/2009
2:09cv00701	Station Casinos, Inc. v. Universal Spheres, Inc.,	Plaintiff	Granted	0.76	5/13/2009
2:09cv00980	General Media Communications, Inc v Russell Road Food & Beverage, LLC et al	Plaintiff	Denied	4.51	11/10/2009
2:10cv00228	Zuffa, LLC v. Gandu	Plaintiff	Granted	0.39	3/3/2010
2:10cv00649	Frias Holdings Company et al v. Regional Transportation Commission of Southern Nevada	Plaintiff	Denied	4.14	10/26/2010

Jones, Robert

Total Decisions: 39

Total Granted: 38

Total Denied: 1

Total Granted in Part, Denied in Part: 0

Overall Win Rate: 97.4%

Average Time to Decision: 1.0 months from motion filing

Case Number	Case Name	Movant	Decision	Pendency (months)	Decision Date
2:03cv01543	Eastern Tools & Equipment, Inc. VS Wuxi Kama Power Co., et al	Plaintiff	Granted	1.84	2/3/2004
2:05cv00344	Octanorm USA, Inc., etal VS Changzhou Lingtong Exhibition Products Co., LTD., etal	Plaintiff	Granted	0.20	3/17/2005
2:05cv00344	Octanorm USA, Inc., etal VS Changzhou Lingtong Exhibition Products Co., LTD., etal	Plaintiff	Granted	1.32	4/27/2005
2:05cv00813	Nevada Gold Treasures, Inc. VS Richard Burgel, etal	Plaintiff	Granted	3.49	10/14/2005
2:05cv00960	Airs Fragrance Products, Inc., et al v. Clover Gifts, Inc, et al	Plaintiff	Granted	1.12	5/3/2006
2:05cv01011	Station Casinos, Inc.q VS Manila Industries, Inc.	Plaintiff	Granted	0.30	8/26/2005
2:05cv01409	MGM Mirage v. Lo	Plaintiff	Granted	0.63	12/12/2005
2:05cv01457	Wynn Resorts Holdings, LLC v. Ma	Plaintiff	Granted	0.13	12/12/2005
2:05cv01471	Mandalay Resort Group v. Miller	Plaintiff	Granted	0.92	1/9/2006
2:06cv00130	Mirage Resorts Inc. v. BlueStar Communications Limited	Plaintiff	Granted	0.16	2/7/2006
2:06cv00130	Mirage Resorts Inc. v. BlueStar Communications Limited	Plaintiff	Granted	0.66	2/22/2006
2:06cv00509	Station Casinos, Inc. v. Keethlings	Plaintiff	Granted	0.46	5/8/2006
2:06cv00667	MGM Mirage v. The Omnicorp et al	Plaintiff	Granted	0.59	6/19/2006
2:06cv00937	Station Casinos, Inc. v. States	Plaintiff	Granted	0.26	8/10/2006
2:06cv00969	Watec Company, Ltd. et al v. Palmiere et al	Plaintiff	Granted	1.94	8/6/2007
2:06cv00969	Watec Company, Ltd. et al v. Palmiere et al	Plaintiff	Denied without Prejudice	0.39	11/19/2007
2:06cv01242	Wynn Resorts Holdings, LLC v. Gabriel	Plaintiff	Granted	0.33	10/13/2006
2:06cv01283	Wynn Resorts Holdings, LLC v. G Design	Plaintiff	Granted	0.43	10/25/2006
2:06cv01400	Station Casinos, Inc. v. Web Advertising Corp.	Plaintiff	Granted	0.36	11/13/2006
2:06cv01471	Larson v. Galliher et al	Plaintiff	Granted	1.61	1/5/2007

2:06cv01610	Station Casinos, Inc. v. Domain Magic, LLC	Plaintiff	Granted	0.63	1/3/2007
2:07cv00995	DRNATURA.COM, INC. v. COLONEX 700.COM et al	Plaintiff	Granted	0.66	8/15/2007
2:07cv01138	3700 Associates, LLC v. Balciunas	Plaintiff	Granted	0.56	9/10/2007
2:07cv01159	MGM Mirage Operations, Inc v. Barde	Plaintiff	Granted	0.49	9/14/2007
2:07cv01386	Wynn Resorts Holdings, LLC v. Kotas, et al.	Plaintiff	Granted	1.12	11/19/2007
2:07cv01459	3700 Associates, LLC v. Roshni et al	Plaintiff	Granted	1.12	12/5/2007
2:07cv01479	3700 Associates, LLC v. Cosmopolitanhotelcasino.com, et al	Plaintiff	Granted	2.73	1/28/2008
2:06cv00782	Wynn Resorts Holdings, LLC v. Giannopoulos Investment Group	Plaintiff	Granted	0.30	7/7/2006
2:08cv01090	Granite Gaming Group II, LLC v. Primal Ventures, Inc. et al	Plaintiff	Granted	0.23	8/25/2008
2:08cv01663	Zuffa, LLC v Texas International Property Associates	Plaintiff	Granted	1.91	1/22/2009
2:08cv01695	World Market Center Venture, LLC v. Valuable Web Names	Plaintiff	Granted	1.12	1/6/2009
2:08cv01700	World Market Center Venture, LLC v. Domainhiway.com	Plaintiff	Granted	1.12	1/6/2009
2:08cv01753	World Market Center Venture, LLC v. Texas International Property Associates	Plaintiff	Granted	4.24	4/20/2009
2:09cv00849	Agassi Enterprises, Inc. v. andre-agassi.com et al	Plaintiff	Granted	0.26	5/20/2009
2:09cv00979	Allison James Inc v. Edwards et al	Plaintiff	Granted	1.97	8/3/2009
2:09cv00692	Station Casinos, Inc. v. Smart Answer, S.A. et al.,	Plaintiff	Granted	0.33	4/27/2009
2:04cv00038	MGM Grand Hotel VS Studio 54 Downtown, et al.,	Plaintiff	Granted	0.95	2/10/2004
2:04cv00576	Station Casinos, Inc. v. Robert Marshall, et al	Plaintiff	Granted	0.43	5/18/2004
2:04cv00629	Station Casinos, Inc. VS Henry Chan	Plaintiff	Granted	0.36	5/24/2004

Mahan, James

Total Decisions: 44

Total Granted: 37

Total Denied: 6

Total Granted in Part, Denied in Part: 1

Overall Win Rate: 85.2%

Average Time to Decision: 0.7 months from motion filing

Case Number	Case Name	Movant	Decision	Pendency (months)	Decision Date
2:04cv00198	CRETO INTERNATIONAL, INC. v. EVERCRETE CORPORATION, et al.	Defendant	Denied without Prejudice	0.46	9/14/2004
2:04cv00250	PINNACLE ENTERTAINMENT, INC. v. FAISAL KHAN, et al.	Plaintiff	Granted	0.49	3/19/2004
2:04cv00483	AMERICAN FAMILY MUTUAL INSURANCE COMPANY v. ROBERT L. KAUFMAN, et al.	Plaintiff	Granted	0.30	4/28/2004
2:05cv01455	Wynn Resorts Holdings, LLC v. Ladd	Plaintiff	Granted	1.41	1/20/2006
2:06cv00014	Dolby Laboratories Licensing Corporation v. Himage Electrical Appliance Co. Ltd.	Plaintiff	Granted	0.43	1/19/2006
2:06cv00286	Station Casinos, Inc. v. Spiral Matrix	Plaintiff	Granted	0.49	3/23/2006
2:06cv00355	MGM Mirage v. Netspots, et al	Plaintiff	Granted	0.49	4/7/2006
2:06cv00610	Mirage Resorts Incorporated v. Oguz Yuksektas	Plaintiff	Granted	0.53	6/1/2006
2:06cv00811	Treasure Island Corp., et al v. Scott	Plaintiff	Granted	0.49	7/20/2006
2:06cv00936	Station Casinos, Inc. v. Full Spiral et al	Plaintiff	Granted	0.46	8/16/2006
2:06cv01237	Wynn Resorts Holdings, LLC v. Devery	Plaintiff	Granted	0.46	10/17/2006
2:06cv01241	Wynn Resorts Holdings, LLC v. Parfait	Plaintiff	Granted	0.46	10/17/2006
2:06cv01243	Wynn Resorts Holdings, LLC v. Yeh	Plaintiff	Granted	0.43	10/17/2006
2:06cv01426	Golden Nugget Corp. v. Wouw	Plaintiff	Granted	0.30	11/17/2006
2:06cv01495	Station Casinos, Inc. v. Domain Master	Plaintiff	Granted	0.46	12/5/2006
2:07cv00495	Wynn Resorts Holdings, LLC v. Jaarsveld et al	Plaintiff	Granted	0.46	4/27/2007
2:07cv00676	Wynn Resorts Holdings, LLC v. Svendsen et al	Plaintiff	Granted	0.03	5/25/2007
2:07cv00709	Bellagio, LLC v. AER Investments, Corp. et al	Plaintiff	Granted	0.03	6/1/2007
2:07cv00856	GNLV Corp v. Balciunas	Plaintiff	Granted	0.36	7/9/2007
2:07cv00859	GNLV Corp v. Scholtus	Plaintiff	Granted	0.36	7/9/2007
2:07cv00860	GNLV Corp v. Marketing Total S.A.	Plaintiff	Granted	0.36	7/9/2007

2:07cv01175	3700 Associates, LLC v. Brookstein	Plaintiff	Granted	0.03	8/31/2007
2:07cv01222	Las Vegas Sands Corporation v. Balciunas	Plaintiff	Granted	0.53	9/26/2007
2:07cv01637	GNLV Corp v. Whois IDentity Shield	Plaintiff	Granted	0.53	12/26/2007
2:08cv00115	Drew et al v. Durante	Plaintiff	Denied	1.12	7/3/2008
2:08cv00419	GNLV, Corp. v. Grande World Entertainment, Inc. et al	Plaintiff	Granted	0.46	4/17/2008
2:08cv01698	World Market Center Venture, LLC v. Kauffman	Plaintiff	Granted	0.53	12/19/2008
2:08cv01772	CityCenter Land, LLC v. CITYCENTER-LASVEGAS.COM	Plaintiff	Granted	0.03	12/17/2008
2:09cv00418	Bigelow Management, Inc. et al v. Budget Suites Properties, LLC et al	Plaintiff	Granted in part, Denied in Part	1.45	4/17/2009
2:09cv00465	Baskin-Robbins Franchising, LLC et al v. Las Vegas 31S, Inc. et al	Plaintiff	Granted	0.46	3/24/2009
2:09cv00470	Stephens Media LLC v. Hight et al	Plaintiff	Denied	0.43	3/24/2009
2:09cv00751	GNLV, Corp. v. Hambledon N.V. et al	Plaintiff	Granted	0.26	5/6/2009
2:09cv00751	GNLV, Corp. v. Hambledon N.V. et al	Plaintiff	Granted	0.33	11/23/2009
2:09cv02237	Boyd Gaming Corporation v. Hall	Plaintiff	Granted	0.56	12/10/2009
2:09cv01491	Selling Source, LLC v. Red River Ventures, LLC et al	Plaintiff	Granted	0.99	9/10/2009
2:10cv00507	Best Odds Corp v Jackness	Plaintiff	Denied without Prejudice	3.39	7/21/2010
2:10cv00507	Best Odds Corp v Jackness	Plaintiff	Denied	2.20	1/24/2011
2:10cv00904	Everest Gaming Limited v. Harrah's Interactive Entertainment, Inc. et al	Plaintiff	Denied	1.97	8/10/2010
2:10cv01981	Herb Reed Enterprises, Inc. et al v. Bennett et al	Plaintiff	Granted	2.30	1/21/2011
2:03cv00029	DR. PARTNERS v. AMJAD KAUSAR, et al.	Plaintiff	Granted	0.69	1/30/2003
2:12cv00866	Nevada Property 1 LLC v. newcosmopolitanlasvegas.com	Plaintiff	Granted	0.33	6/1/2012
2:12cv01541	Walters v. Coopers Picks LLC et al	Plaintiff	Granted	0.69	9/19/2012
2:12cv01915	GNLV Corp. v. Golden Nugget Arcade, Inc.	Plaintiff	Granted	0.36	11/19/2012
2:12cv00016	Boyd Gaming Corporation v. King Zulu, LLC	Plaintiff	Granted	0.95	2/3/2012

McKibben, Howard

Total Decisions: 5

Total Granted: 4

Total Denied: 1

Total Granted in Part, Denied in Part: 0

Overall Win Rate: 80.0%

Average Time to Decision: 1.6 months from motion filing

Case Number	Case Name	Movant	Decision	Pendency (months)	Decision Date
3:02cv00474	RENO AIR RACING ASSOCIATION, INC., V. JERRY MCCORD	Plaintiff	Granted	0.16	9/18/2002
3:04cv00725	Microtel Inns and Suites Franchising, Inc. VS Ashvin Desai, et al.	Plaintiff	Granted	2.30	2/23/2005
3:06cv00119	Pro Nitro, LLC v. Pro Racing Fuels, LLC et al	Plaintiff	Denied without Prejudice	0.10	3/9/2006
3:01cv00283	ASSIST 2 SELL, INC. V. GUSTAVO A. QUIROS, ET AL.	Plaintiff	Granted	3.78	8/30/2001
3:04cv00308	Genesis W.E. Company VS B&G Equipment Company	Plaintiff	Granted	1.48	7/30/2004

Navarro, Gloria

Total Decisions: 8

Total Granted: 5

Total Denied: 3

Total Granted in Part, Denied in Part: 0

Overall Win Rate: 62.5%

Average Time to Decision: 1.2 months from motion filing

Case Number	Case Name	Movant	Decision	Pendency (months)	Decision Date
2:10cv01770	Stations Casinos, Inc. v. Murphy	Plaintiff	Denied	1.22	11/18/2010
2:10cv01974	Majestic Star Casino, LLC v. Hambleton N.V., et al	Plaintiff	Granted	1.38	12/22/2010
2:11cv00536	Caesars World, Inc. v. July et al	Defendant	Denied	5.16	10/24/2011
2:11cv00663	GNLV, Corp. v. Mueller	Plaintiff	Granted	0.53	5/13/2011
2:11cv00875	GNLV, Corp. v. Ebert	Plaintiff	Granted	0.76	6/23/2011
2:11cv01810	Switch Communications Group, LLC v. Banks	Plaintiff	Granted	0.26	11/17/2011
2:12cv01054	American Casino & Entertainment Properties, LLC v. Marchex Sales, Inc.	Plaintiff	Granted	0.49	7/5/2012
2:12cv01599	Collins v. Gourdine	Plaintiff	Denied	0.13	9/18/2012

Pro, Philip

Total Decisions: 38

Total Granted: 33

Total Denied: 4

Total Granted in Part, Denied in Part: 1

Overall Win Rate: 88.2%

Average Time to Decision: 0.7 months from motion filing

Case Number	Case Name	Movant	Decision	Pendency (months)	Decision Date
2:05cv00503	GNLV Corp. v. Sonny McGraw	Plaintiff	Granted	0.30	4/28/2005
2:05cv00559	Golf Club of Illinois, Inc., et al v. Domain Traders, et al	Plaintiff	Granted	0.26	5/11/2005
2:05cv00840	Wynn Resorts Holding, LLC v. Jim Jackson	Plaintiff	Granted	0.59	7/26/2005
2:05cv01007	Ruffin Gaming, Inc. v. Doleplex Trading, Ltd	Plaintiff	Granted	0.86	9/12/2005
2:06cv00308	Gibson Guitar Corporation v. Ed Roman Enterprises, Inc. et al	Plaintiff	Granted	2.07	5/15/2006
2:06cv00427	DR Partners v. Kentech Company, Ltd., aka Spiral Matrix, a foreign business entity	Plaintiff	Granted	0.10	4/10/2006
2:06cv00506	Guam v. Citibank, SD et al	Defendant	Granted	0.43	10/18/2006
2:06cv00555	Bellagio, LLC v. Korolovs	Plaintiff	Granted	1.09	6/6/2006
2:06cv01273	Wynn Resorts Holdings, LLC v. Thiesse	Plaintiff	Granted	1.18	11/16/2006
2:06cv01337	Stewart Title Guaranty Company v. Pham et al	Plaintiff	Granted	0.46	11/3/2006
2:06cv01342	Wynn Resorts Holdings, LLC v. Fisher	Plaintiff	Granted	0.33	11/2/2006
2:07cv00016	Motorola, Inc. v. National Electronics, Inc.	Plaintiff	Granted	0.03	1/9/2007
2:07cv00130	Wynn Resorts Holdings, LLC v. Stein et al	Plaintiff	Granted	0.86	2/27/2007
2:07cv00493	Wynn Resorts Holdings LLC v. Balciunas	Plaintiff	Granted	0.43	4/26/2007
2:07cv00543	MGM Mirage Operations, Inc. v. Hosein et al	Plaintiff	Granted	0.49	5/9/2007
2:07cv00646	Golden Nugget Corp. v. Holmes	Plaintiff	Granted	0.66	6/6/2007
2:07cv00857	GNLV Corp v. M.M. Commerce	Plaintiff	Granted	0.49	7/13/2007
2:07cv01460	3700 Associates, LLC v. Inter Wires, Inc.	Plaintiff	Granted	1.61	12/20/2007
2:07cv01634	GNLV Corp v. Firooz	Plaintiff	Granted	0.46	12/21/2007
2:07cv01660	GNLV Corp v. Collins	Plaintiff	Granted	0.66	1/2/2008
2:08cv00105	Fifty-Six Hope Road Music, Ltd. et al v. AVELA., Inc. et al	Plaintiff	Denied	1.55	3/10/2008
2:04cv01240	Ramparts, Inc. v. Alessandro Fazio Sammael	Plaintiff	Granted	1.02	10/8/2004

2:05cv00564	James W. Buffett v. Hurricane Reef, Inc., et al	Plaintiff	Granted	0.59	5/23/2005
2:07cv01162	MGM Mirage Operations, Inc. v. PokerSons	Plaintiff	Granted	0.69	9/20/2007
2:05cv01489	Bellagio, LLC v. James Bunch	Plaintiff	Granted	0.46	12/29/2005
2:08cv00414	Motorola, Inc. v. Mocooola Accessories Wholesale, Inc. et al	Plaintiff	Granted	0.03	4/2/2008
2:08cv00641	Mayweather v. Atlanta Sports & Entertainment Marketing	Plaintiff	Denied without Prejudice	0.26	5/27/2008
2:08cv01529	MGM Mirage Operations, Inc. v. Dorais	Plaintiff	Granted	0.39	11/18/2008
2:08cv01569	Bellagio LLC et al v. Smart Answer S.A. et al	Plaintiff	Granted	0.43	11/26/2008
2:08cv01696	World Market Center Venture, LLC v. Nguyen et al	Plaintiff	Granted	0.26	12/11/2008
2:08cv01809	The Name Vault, LLC et al v. Las Vegas Sands Corp. et al	Plaintiff	Denied	0.20	12/29/2008
2:08cv01827	Wintice Group v. Longleg et al	Plaintiff	Granted in part, Denied in Part	0.89	2/26/2009
2:11cv00685	G4 Media, LLC v. Xplay Links, et al	Plaintiff	Granted	0.43	5/12/2011
2:11cv01381	MGM Resorts International Operations Inc v. Worldpokerrewardsclub.com Company, Inc. et al	Plaintiff	Denied	0.13	8/29/2011
2:11cv01790	Playspan Holdings, LLC v. Lee	Plaintiff	Granted	1.48	12/22/2011
2:11cv01929	MGM Resorts International Operations, Inc. v. Kolahzadeh et al	Plaintiff	Granted	0.23	12/8/2011
2:11cv02010	Herb Reed Enterprises, Inc. et al v. Monroe Powell's Platters, LLC et al	Plaintiff	Granted	1.58	2/1/2012
2:11cv00738	Louis Vuitton Malletier, S.A. v. 1854louisvuitton.com et al	Plaintiff	Granted	1.64	6/28/2011

Reed, Edward

Total Decisions: 6

Total Granted: 3

Total Denied: 3

Total Granted in Part, Denied in Part: 0

Overall Win Rate: 50.0%

Average Time to Decision: 2.0 months from motion filing

Case Number	Case Name	Movant	Decision	Pendency (months)	Decision Date
3:03cv00707	David Burgess, et al. VS L.Lance Gilman, et al.	Defendant	Denied	0.10	12/30/2004
3:03cv00707	David Burgess, et al. VS L.Lance Gilman, et al.	Plaintiff	Granted	0.30	12/30/2004
3:05cv00365	Convance, Inc. VS David Lavers, et al.,	Plaintiff	Granted	1.48	8/1/2005
3:03cv00707	David Burgess, et al. VS L.Lance Gilman, et al.	Defendant	Denied	2.47	9/27/2004
3:07cv00118	Cash Processing Services, LLC v. Ambient Entertainment Inc.	Plaintiff	Granted	4.38	12/21/2007
3:07cv00118	Cash Processing Services, LLC v. Ambient Entertainment Inc.	Defendant	Denied	3.13	12/21/2007

New Hampshire

The dockets of trademark cases in New Hampshire were examined to identify decisions on contested preliminary injunction motions. The number of decisions found, the number granted, and the number denied are as follows:

Total Decisions: 20

Total Granted: 7 Plaintiff Granted: 7 Defendant Granted: 0

Total Denied: 12 Plaintiff Denied: 12 Defendant Denied: 0

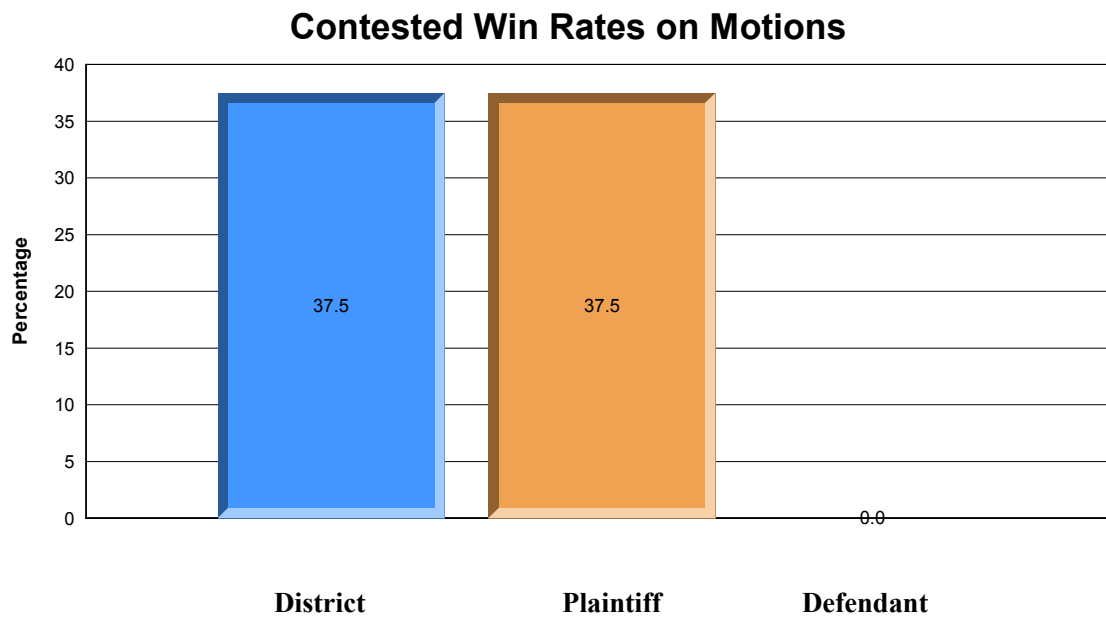
Total Granted in Part, Denied in Part: 1 Plaintiff Granted in Part: 1

Defendant Granted in Part: 0

Plaintiff Win Rate: 37.5%

Defendant Win Rate: 0.0%

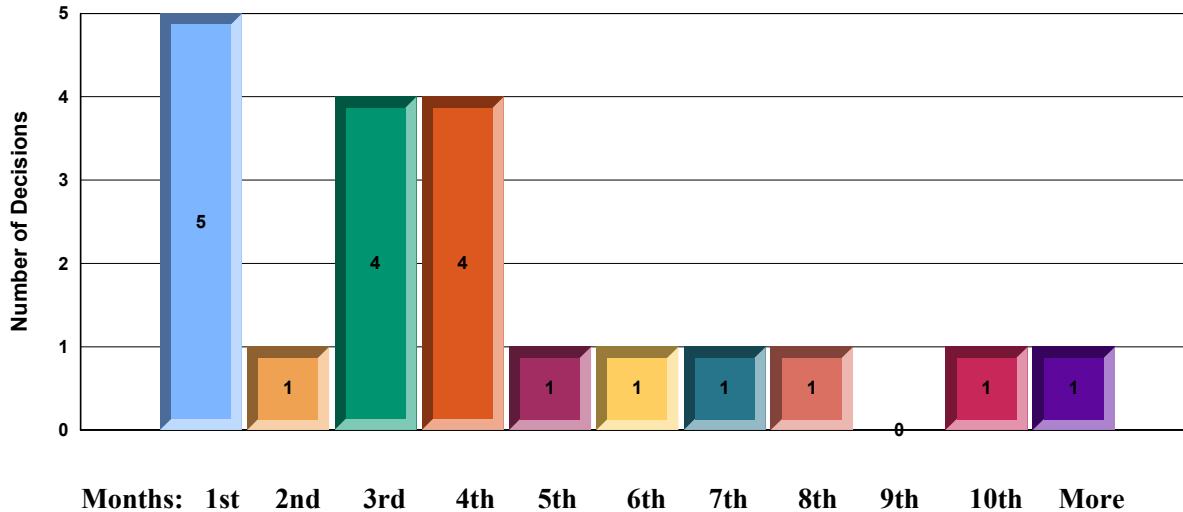
Overall Win Rate: 37.5%



The average time from motion filing to decision was 3.6 months from motion filing. The distribution of times to decision for these motions is illustrated in the chart below.

Distribution of Decisions

For New Hampshire



Barbadoro, Paul

Total Decisions: 4

Total Granted: 0

Total Denied: 4

Total Granted in Part, Denied in Part: 0

Overall Win Rate: 0.0%

Average Time to Decision: 5.3 months from motion filing

Case Number	Case Name	Movant	Decision	Pendency (months)	Decision Date
1:03cv00286	Moto Tassinari, Inc. v. Kawasaki Motors USA	Plaintiff	Denied	7.66	2/21/2004
1:03cv00286	Moto Tassinari, Inc. v. Kawasaki Motors USA	Plaintiff	Denied	6.09	2/21/2004
1:03cv00461	Attrezzi, LLC v. Maytag Corporation	Plaintiff	Denied	4.05	8/13/2004
1:93cv00262	Choice Hotels Intl v. W & K Hotels, Inc., et al	Plaintiff	Denied without Prejudice	3.42	8/25/1993

Diclerico, Joseph

Total Decisions: 5

Total Granted: 3

Total Denied: 2

Total Granted in Part, Denied in Part: 0

Overall Win Rate: 60.0%

Average Time to Decision: 2.0 months from motion filing

Case Number	Case Name	Movant	Decision	Pendency (months)	Decision Date
1:02cv00191	Atlantic Mgt Company v. Atlantic Mgt Assoc	Plaintiff	Granted	3.06	8/1/2002
1:03cv00390	MJM Productions, et al v. Kelley Productions, et al	Plaintiff	Denied	0.46	9/24/2003
1:04cv00448	Dover Sports, Inc. v. Hockey.com, Inc. et al	Plaintiff	Denied	2.14	1/28/2005
1:98cv00650	Misomex Intl Corp, et al v. Royal Zenith Corp., et al	Plaintiff	Granted	0.63	12/14/1998
1:99cv00388	Tamko Roofing Pro v. Ideal Roofing Co	Plaintiff	Granted	3.88	2/29/2000

Laplante, Joseph

Total Decisions: 1

Total Granted: 0

Total Denied: 0

Total Granted in Part, Denied in Part: 1

Overall Win Rate: 0.0%

Average Time to Decision: 0.0 months from motion filing

Case Number	Case Name	Movant	Decision	Pendency (months)	Decision Date
1:08cv00119	Ligotti v. Garofalo	Plaintiff	Granted in part, Denied in Part	2.86	6/26/2008

McAuliffe, Steven

Total Decisions: 7
 Total Granted: 2
 Total Denied: 5
 Total Granted in Part, Denied in Part: 0
 Overall Win Rate: 28.6%
 Average Time to Decision: 4.5 months from motion filing

Case Number	Case Name	Movant	Decision	Pendency (months)	Decision Date
1:00cv00498	American Camping v. Sunapee Camp, Inc., et al	Plaintiff	Denied	1.15	7/31/2001
1:91cv00478	Hard Rock Cafe v. Hard Rock Buffe, et al	Plaintiff	Granted	0.26	10/17/1991
1:92cv00206	PC Connection, Inc. v. Programmer's Conn	Plaintiff	Granted	9.61	2/1/1994
1:99cv00066	Ferraris Medical v. Azimuth Corporation	Plaintiff	Denied	10.39	9/12/2000
1:06cv00047	Direct Capital Corporation v. Harbour Capital Corporation	Plaintiff	Denied	2.11	4/11/2006
1:06cv00098	Pop Warner Little Scholars, Inc. et al v. New Hampshire Youth Football & Spirit Conference et al	Plaintiff	Denied	5.95	9/11/2006
1:07cv00054	PC Connection, Inc. v. Courson et al	Plaintiff	Denied	2.07	5/3/2007

McCafferty, Landya

Total Decisions: 1
 Total Granted: 0
 Total Denied: 1
 Total Granted in Part, Denied in Part: 0
 Overall Win Rate: 0.0%
 Average Time to Decision: 3.7 months from motion filing

Case Number	Case Name	Movant	Decision	Pendency (months)	Decision Date
1:10cv00348	PC Connection, Inc. v. Dayton Crabtree	Plaintiff	Denied	3.65	12/6/2010

Muirhead, James

Total Decisions: 2
 Total Granted: 2
 Total Denied: 0
 Total Granted in Part, Denied in Part: 0
 Overall Win Rate: 100.0%
 Average Time to Decision: 0.8 months from motion filing

Case Number	Case Name	Movant	Decision	Pendency (months)	Decision Date
1:02cv00467	NTN Communications v. Signologies NE	Plaintiff	Granted	0.69	11/6/2002
1:04cv00446	Cedar's Mediterranean Foods, Inc. v. Cedar Shawarma, Incorporated	Plaintiff	Granted	0.92	12/29/2004

New Jersey

The dockets of trademark cases in New Jersey were examined to identify decisions on contested preliminary injunction motions. The number of decisions found, the number granted, and the number denied are as follows:

Total Decisions: 182

Total Granted: 134 Plaintiff Granted: 127 Defendant Granted: 2

Total Denied: 42 Plaintiff Denied: 39 Defendant Denied: 3

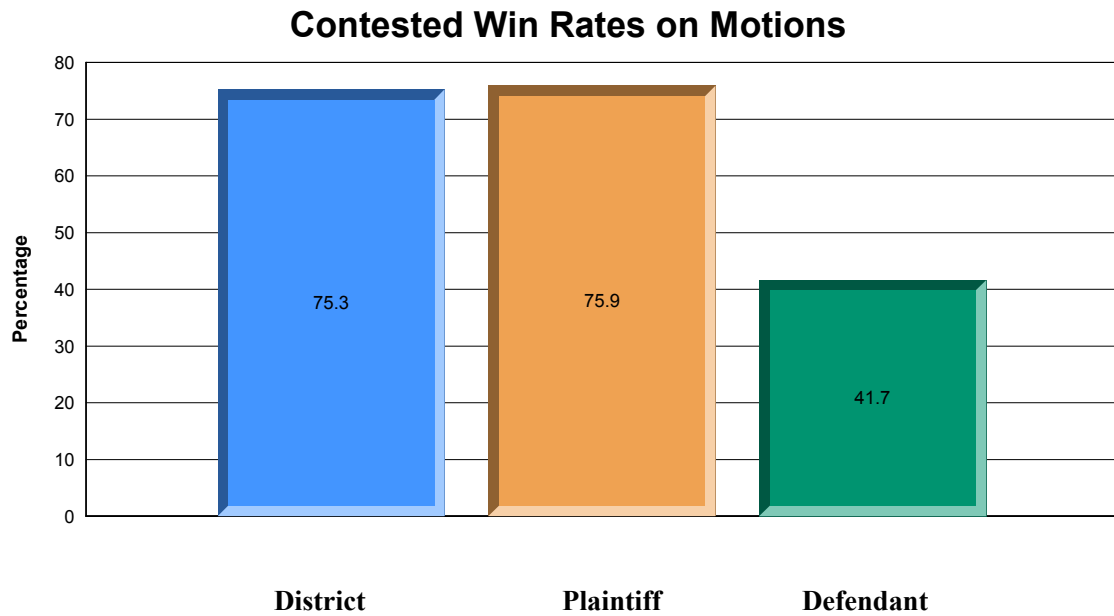
Total Granted in Part, Denied in Part: 6 Plaintiff Granted in Part: 4

Defendant Granted in Part: 1

Plaintiff Win Rate: 75.9%

Defendant Win Rate: 41.7%

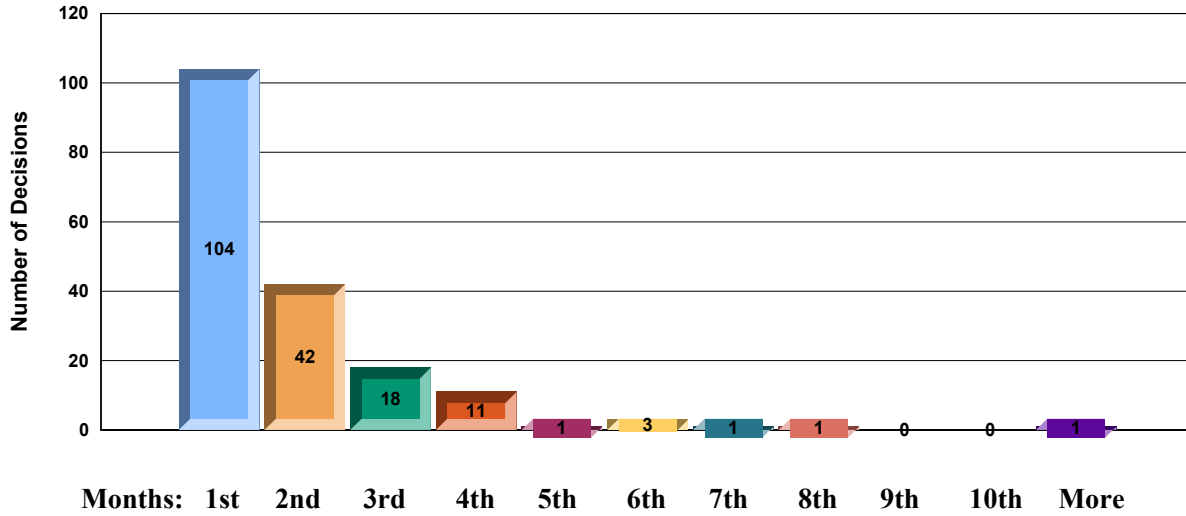
Overall Win Rate: 75.3%



The average time from motion filing to decision was 1.2 months from motion filing. The distribution of times to decision for these motions is illustrated in the chart below.

Distribution of Decisions

For New Jersey



Cavanaugh, Dennis

Total Decisions: 12

Total Granted: 7

Total Denied: 5

Total Granted in Part, Denied in Part: 0

Overall Win Rate: 58.3%

Average Time to Decision: 1.6 months from motion filing

Case Number	Case Name	Movant	Decision	Pendency (months)	Decision Date
2:00cv04796	D.M.C. VILLA TOSCA v. KOY, et al	Plaintiff	Denied	2.37	12/13/2000
2:01cv01799	EARLE INDUSTRIES v. UNITED STORAGE TECH	Plaintiff	Denied	0.69	5/8/2001
2:03cv03631	SAVIENT PHARMACEUTIC v. POWERMEDICA, INC.	Plaintiff	Granted	6.78	3/5/2004
2:03cv03714	KOS PHARMACEUTICALS v. ANDRX CORPORATION, et al	Plaintiff	Denied	1.18	9/19/2003
2:04cv00668	MEATS AND PERISHABLES OF CLOSTER, LLC v. POPE TRADING, LLC	Plaintiff	Denied	1.32	4/26/2004
2:04cv00845	AND MUSIC CORPORATION v. WEBER PIANO CO INC et al	Plaintiff	Granted	0.79	3/22/2004
2:04cv02837	YESSUP TOURING II LLC v. DOES et al	Plaintiff	Granted	0.33	6/28/2004
2:07cv00444	RETROFITNESS ENTERPRISES, LLC et al v. METROFITNESS USA, LLC et al	Plaintiff	Denied	0.30	2/14/2007
2:10cv05108	JACKSON HEWITT INC. v. BARNES ENTERPRISES, INC. et al	Plaintiff	Granted	2.50	12/30/2010
2:10cv05108	JACKSON HEWITT INC. v. BARNES ENTERPRISES, INC. et al	Plaintiff	Granted	1.58	12/30/2010
2:10cv05108	JACKSON HEWITT INC. v. BARNES ENTERPRISES, INC. et al	Plaintiff	Granted	1.12	1/5/2011
2:11cv06351	BRAVADO INTERNATIONAL GROUP MERCHANDISING SERVICES, INC. et al v. JOHN DOES 1-100 et al	Plaintiff	Granted	0.46	11/14/2011

Chesler, Stanley

Total Decisions: 3

Total Granted: 2

Total Denied: 1

Total Granted in Part, Denied in Part: 0

Overall Win Rate: 66.7%

Average Time to Decision: 3.7 months from motion filing

Case Number	Case Name	Movant	Decision	Pendency (months)	Decision Date
3:05cv02814	TRIMENSA CORPORATION v. ANSELL HEALTHCARE PRODUCTS, LLC	Plaintiff	Denied	2.24	9/26/2005
2:06cv03035	ATHLETE'S FOOT MARKETING ASSOCIATES, LLC et al v. FL CONSULTING INC. et al	Plaintiff	Granted	5.07	5/4/2007
2:11cv01666	SWEET PEOPLE APPAREL, INC. et al v. FAME OF NY, INC. et al	Plaintiff	Granted	3.68	7/19/2011

Cooper, Mary

Total Decisions: 19

Total Granted: 11

Total Denied: 6

Total Granted in Part, Denied in Part: 2

Overall Win Rate: 63.2%

Average Time to Decision: 2.2 months from motion filing

Case Number	Case Name	Movant	Decision	Pendency (months)	Decision Date
3:00cv02740	INAMED CORPORATION, et al v. LIFECELL CORPORATION, et al	Plaintiff	Granted in part, Denied in Part	1.12	7/12/2000
3:00cv03161	OCEAN EYE INSTITUTE v. SUSSKIND & ALMALLAH, et al	Plaintiff	Granted	0.92	7/26/2000
3:01cv04727	ATLANTICOM, INC. v. ATLANTICOM TECH	Plaintiff	Denied	0.07	11/15/2001
3:02cv00374	OCEANFIRST BANK v. CARTER, et al	Plaintiff	Granted	1.45	3/20/2002
3:02cv05292	PHARMACIA CORP, et al v. GLAXOSMITHKLINE, LP, et al	Plaintiff	Denied	0.07	11/6/2002
3:02cv05292	PHARMACIA CORP, et al v. GLAXOSMITHKLINE, LP, et al	Plaintiff	Granted in part, Denied in Part	10.33	11/24/2003
3:02cv05292	PHARMACIA CORP, et al v. GLAXOSMITHKLINE, LP, et al	Defendant	Granted	7.47	11/24/2003
3:02cv05812	KUMON NORTH AMERICA v. BUYANOVSKY	Plaintiff	Granted	1.12	1/21/2003
3:03cv01341	MAIL BOXES, ETC. INC, et al v. FORTSCH, et al	Plaintiff	Granted	1.55	6/3/2003
3:03cv04844	LORILLARD TOBACCO v. FAIRWAY ASSOCIATES, et al	Plaintiff	Denied	2.57	12/31/2003
3:04cv04249	PENNZOIL-QUAKER STATE COMPANY v. BATTISTA et al	Plaintiff	Denied without Prejudice	0.26	9/10/2004
3:05cv01166	DEARBORN FARMS, INC., v. DEARBORN GARDEN CENTER, INC., et al	Plaintiff	Granted	0.56	4/14/2005
3:95cv05622	RAINBOW FOUNDATION v. RAINBOW CARD FOUNDAT	Plaintiff	Granted	1.38	12/14/1995
2:99cv03121	MERCEDES-BENZ USA, v. COAST AUTOMOTIVE, et al	Plaintiff	Granted	1.74	9/14/1999
3:06cv03248	MEDAVANTE, INC. v. PROXYMED, INC. et al	Plaintiff	Granted	2.37	10/12/2006
3:07cv06111	MNI MANAGEMENT, INC. v. WINE KING, LLC et al	Plaintiff	Denied	2.47	3/10/2008
3:06cv02811	HEARTLAND PAYMENT SYSTEMS, INC. v. MERCHANT SERVICES OF AMERICA, CORP.	Plaintiff	Granted	1.12	8/22/2006

3:05cv05672	ALL-AMERICAN CHEVROLET, INC. v. DE SANTIS et al	Plaintiff	Granted	0.95	1/4/2006
3:08cv03186	AUTOMOTIVE SERVICE ASSOCIATION OF NEW JERSEY v. ROCKLAND EXPOSITION, INC. et al	Plaintiff	Denied	3.78	12/12/2008

Debevoise, Dickinson

Total Decisions: 24

Total Granted: 17

Total Denied: 6

Total Granted in Part, Denied in Part: 1

Overall Win Rate: 72.9%

Average Time to Decision: 0.9 months from motion filing

Case Number	Case Name	Movant	Decision	Pendency (months)	Decision Date
2:01cv00350	CYTODYNE TECHNOLOGIE v. BIOGENETIC TECHNOLOG, et al	Plaintiff	Granted	0.36	2/13/2001
2:01cv00350	CYTODYNE TECHNOLOGIE v. BIOGENETIC TECHNOLOG, et al	Plaintiff	Granted	1.02	4/23/2001
2:01cv00350	CYTODYNE TECHNOLOGIE v. BIOGENETIC TECHNOLOG, et al	Court	Granted	0.86	4/23/2001
2:01cv00350	CYTODYNE TECHNOLOGIE v. BIOGENETIC TECHNOLOG, et al	Court	Granted	0.00	5/29/2001
2:01cv02507	ADVANCED SPORTS, INC v. JOHN WORDIN SPORTS,, et al	Court	Granted	0.92	6/27/2001
2:01cv03039	FULCRUM, INC. v. MCKESSON AUTOMATED	Plaintiff	Denied	3.32	2/4/2002
2:03cv05502	MIRA INTERNATIONAL v. NILE FOOD IMPORT	Plaintiff	Granted	0.92	3/9/2004
2:05cv00898	GLAXOSMITHKLINE CONSUMER HEALTHCARE, L.P. v. MERIX PHARMACEUTICAL CORP.	Plaintiff	Denied	1.88	5/10/2005
2:90cv03492	AMERICAN BANK NOTE v. NORTH AMERICAN, et al	Plaintiff	Granted in part, Denied in Part	2.34	11/27/1990
2:92cv00496	COLOR ME QUICK, INC. v. CONOPCO, INC.	Plaintiff	Denied	0.46	2/20/1992
2:92cv01667	UNIX SYSTEMS v. BERKELEY SOFTWARE, et al	Plaintiff	Denied	3.68	3/4/1993
2:93cv00680	BROCKUM COMPANY v. DOES, et al	Plaintiff	Granted	0.36	3/1/1993
2:93cv01281	MASTERPIECE STUDIOS v. PAPER DIRECT, INC.	Plaintiff	Granted	0.26	4/2/1993
2:93cv03780	POPE FOOD SALES, INC v. YOUNGER, et al	Plaintiff	Denied	1.02	9/23/1993
2:94cv04391	RECKITT & COLMAN, INC v. S.C. JOHNSON & SON	Defendant	Denied	0.89	11/16/1994
2:95cv01161	DUNKIN' DONUTS INC. v. BASTY, INC., et al	Plaintiff	Granted	1.12	5/22/1995

2:95cv02921	NHL ENTERPRISES, INC, et al v. VARIOUS JOHN DOES, et al	Plaintiff	Granted	0.26	6/28/1995
2:95cv02921	NHL ENTERPRISES, INC, et al v. VARIOUS JOHN DOES, et al	Plaintiff	Granted	0.03	6/28/1995
2:95cv05393	SECURACOMM v. SECURACOM INC, et al	Third Party	Granted	1.05	8/19/1997
2:97cv05205	MESSINGER, et al v. CUSTOM CALENDARS, IN	Plaintiff	Granted	0.30	10/31/1997
2:98cv00701	BASKIN ROBBINS v. TIKI SHIN, et al	Plaintiff	Granted	0.39	3/9/1998
2:94cv04391	RECKITT & COLMAN, INC v. S.C. JOHNSON & SON	Plaintiff	Granted	0.39	9/26/1994
2:92cv01904	WINTERLAND, et al v. SIMON, et al	Plaintiff	Granted	0.10	5/11/1992
2:06cv00470	PHILIP MORRIS USA INC. v. PERALTA FOOD MARKET CORP. et al	Plaintiff	Granted	0.07	2/16/2006

Hayden, Katharine

Total Decisions: 9

Total Granted: 7

Total Denied: 2

Total Granted in Part, Denied in Part: 0

Overall Win Rate: 77.8%

Average Time to Decision: 1.6 months from motion filing

Case Number	Case Name	Movant	Decision	Pendency (months)	Decision Date
2:01cv02764	AMERICAN AUTOMOBILE v. DEJESUS	Plaintiff	Granted	5.95	5/16/2002
2:02cv01290	CHANEL, INC. v. GOE, et al	Plaintiff	Granted	2.20	5/28/2002
2:02cv03765	MCNEIL PPC, INC. v. BAYER CORPORATION, et al	Plaintiff	Denied	1.71	9/27/2002
2:03cv02132	LORILLARD TOBACCO CO v. EDWIN LIQUOR STORE, et al	Plaintiff	Denied	1.05	6/13/2003
2:03cv02807	LORILLARD TOBACCO CO v. JOHN DOE CORP., et al	Plaintiff	Granted	0.59	7/18/2003
2:98cv01852	TRAVELODGE HOTELS v. CABELL ENTERPRISES, et al	Plaintiff	Granted	0.59	5/8/1998
2:99cv04810	BASKIN-ROBBINS USA, C, et al v. NEWCO PLAZA CONSULTA, et al	Plaintiff	Granted	1.78	12/13/1999
2:97cv05432	HOWARD JOHNSON INTER v. FIVE STAR HOTEL CORP	Plaintiff	Granted	0.39	12/15/1997
2:08cv00216	CENTURY 21 REAL ESTATE, LLC v. PROFESSIONAL TRUST REAL ESTATE CORP. et al	Plaintiff	Granted	0.46	1/30/2008

Hillman, Noel

Total Decisions: 5

Total Granted: 4

Total Denied: 1

Total Granted in Part, Denied in Part: 0

Overall Win Rate: 80.0%

Average Time to Decision: 0.7 months from motion filing

Case Number	Case Name	Movant	Decision	Pendency (months)	Decision Date
1:08cv03815	PANZAROTTI TARANTINI PIZZERIA, INC. v. MCKENNA et al	Plaintiff	Denied without Prejudice	1.22	9/25/2008
1:06cv04449	JOSEPH OAT HOLDINGS, INC. et al v. RCM DIGESTERS, INC. et al	Plaintiff	Granted	0.30	9/29/2006
1:09cv01708	HT FRANCHISING, LLC v. NY GALS, LLC et al	Plaintiff	Granted	1.02	6/1/2009
1:12cv03633	BRAVADO INTERNATIONAL GROUP MERCHANDISING SERVICES, INC. v. JOHN DOES 1-100 et al	Plaintiff	Granted	0.46	7/2/2012
1:12cv03633	BRAVADO INTERNATIONAL GROUP MERCHANDISING SERVICES, INC. v. JOHN DOES 1-100 et al	Plaintiff	Granted	0.46	7/2/2012

Hochberg, Faith

Total Decisions: 7

Total Granted: 7

Total Denied: 0

Total Granted in Part, Denied in Part: 0

Overall Win Rate: 100.0%

Average Time to Decision: 1.6 months from motion filing

Case Number	Case Name	Movant	Decision	Pendency (months)	Decision Date
2:00cv02186	DUNKIN' DONUTS INCOR v. GENNARELL BUSINESS, et al	Plaintiff	Granted	1.71	6/26/2000
2:00cv03816	BASKIN-ROBBINS INCOR, et al v. PRAMUKH, INC., et al	Plaintiff	Granted	1.71	11/20/2000
2:00cv04614	ADVANCE MAGAZINE PUB v. VOGUE INTERNATIONAL, et al	Plaintiff	Granted	1.32	12/13/2000
2:00cv05324	BASKIN-ROBBINS USA v. RANDIJO ICE CREAM	Plaintiff	Granted	2.27	1/3/2001
2:03cv02131	LORILLARD TOBACCO v. AMERICAN GANGA INC., et al	Plaintiff	Granted	2.80	8/5/2003
2:05cv03752	PACKAGE RESEARCH LABORATORY, LLC v. UTI, UNITED STATES, INC.	Plaintiff	Granted	0.99	8/31/2005
2:06cv00292	S.C. JOHNSON & SON, INC. v. REEDSDALE SALES CORPORATION, WEST VIEW SALES, INC. et al	Plaintiff	Granted	0.53	2/8/2006

Irenas, Joseph

Total Decisions: 8

Total Granted: 4

Total Denied: 2

Total Granted in Part, Denied in Part: 2

Overall Win Rate: 62.5%

Average Time to Decision: 1.4 months from motion filing

Case Number	Case Name	Movant	Decision	Pendency (months)	Decision Date
1:00cv00078	PETERSEN PUBLISHING v. BLUE GRAVITY, et al	Plaintiff	Granted	0.26	1/14/2000
1:00cv02861	DOMINO'S PIZZA LLC v. KIM AND JEN'S PIZZA, et al	Plaintiff	Granted	1.48	7/28/2000
1:00cv05518	STEPHENS GROUP, INC., et al v. VOICES FOR ANIMALS, et al	Plaintiff	Denied	0.79	12/7/2000
1:93cv02145	A&M RECORDS, INC., et al v. SALAMEH, et al	Plaintiff	Granted	0.39	6/1/1993
1:96cv04886	E & B GIFTWARE, INC. v. MSR IMPORTS, INC., et al	Plaintiff	Denied	0.95	11/7/1996
1:97cv04600	COMMERCE NATIONAL, et al v. COMMERCE INSURANCE, et al	Defendant	Granted in part, Denied in Part	3.22	2/18/1998
1:98cv05627	SUNCOAST TOURS, INC. v. THE LAMBERT GROUP, et al	Plaintiff	Granted in part, Denied in Part	0.26	12/22/1998
1:06cv05978	AMERICAN APPRAISAL ASSOCIATES, INC. v. AMERICAN APPRAISAL ASSOCIATES, INC. et al	Plaintiff	Granted	3.49	3/29/2007

Kugler, Robert

Total Decisions: 6

Total Granted: 4

Total Denied: 2

Total Granted in Part, Denied in Part: 0

Overall Win Rate: 66.7%

Average Time to Decision: 1.0 months from motion filing

Case Number	Case Name	Movant	Decision	Pendency (months)	Decision Date
1:04cv04370	VIPER, INC. v. DIFIORE et al	Unknown	Granted	1.22	10/20/2004
1:04cv04370	VIPER, INC. v. DIFIORE et al	Plaintiff	Granted	0.03	11/10/2004
1:07cv03310	AMERIKICK, INC. v. DOUGHERTY et al	Plaintiff	Denied	1.32	8/27/2007
1:05cv05259	EMSL ANALYTICAL, INC. v. TESTAMERICA ANALYTICAL TESTING CORPORATION et al	Plaintiff	Denied	3.13	4/4/2006
1:06cv02603	PAVILION PARTNERS et al v. JOHN DOES 1-500 et al	Plaintiff	Granted	0.00	6/9/2006
1:08cv05628	COMMERCE BANCORP, LLC et al v. HILL	Plaintiff	Granted	0.03	11/18/2008

Linares, Jose

Total Decisions: 5

Total Granted: 5

Total Denied: 0

Total Granted in Part, Denied in Part: 0

Overall Win Rate: 100.0%

Average Time to Decision: 0.7 months from motion filing

Case Number	Case Name	Movant	Decision	Pendency (months)	Decision Date
2:08cv00009	OA INTERNET SERVICES, LTD. v. SPINAGOTTI et al	Plaintiff	Granted	0.89	1/30/2008
2:07cv05057	ATLAS VAN LINES, INC. et al v. ATLAS MOVING SYSTEMS, INC.	Plaintiff	Granted	0.49	11/9/2007
2:10cv05521	KATALYST BEVERAGE CORPORATION v. STARCO IMPEX, INC. et al	Plaintiff	Granted	0.72	12/10/2010
2:10cv01459	CARTIER INTERNATIONAL AG et al v. DANIEL MARKUS, INC. et al	Plaintiff	Granted	1.35	5/26/2010
2:12cv05929	MADRANGE NORTH AMERICA, INC. v. FROMARTHARIE, INC. et al	Plaintiff	Granted	0.20	9/27/2012

Martini, William

Total Decisions: 2

Total Granted: 1

Total Denied: 1

Total Granted in Part, Denied in Part: 0

Overall Win Rate: 50.0%

Average Time to Decision: 0.8 months from motion filing

Case Number	Case Name	Movant	Decision	Pendency (months)	Decision Date
2:05cv04081	M.D. ON-LINE, INC. v. WEBMD CORPORATION	Plaintiff	Denied	1.58	10/6/2005
2:09cv03782	HOLT'S COMPANY v. HOBOKEN CIGARS LLC et al	Plaintiff	Granted	0.00	7/31/2009

Pisano, Joel

Total Decisions: 11

Total Granted: 9

Total Denied: 1

Total Granted in Part, Denied in Part: 1

Overall Win Rate: 86.4%

Average Time to Decision: 0.8 months from motion filing

Case Number	Case Name	Movant	Decision	Pendency (months)	Decision Date
1:00cv02529	PAVILION PARTNERS, et al v. JOHN DOES 1-500, et al	Plaintiff	Granted	0.20	5/30/2000
2:01cv02293	BEST AUTO RENTAL INC, et al v. AAA RENT-A-CAR INC, et al	Defendant	Granted in part, Denied in Part	1.55	8/14/2002
2:01cv02293	BEST AUTO RENTAL INC, et al v. AAA RENT-A-CAR INC, et al	Plaintiff	Granted	0.66	8/22/2002
2:02cv02023	SHIRE US INC. v. BARR LABORATORIES	Plaintiff	Denied	3.78	8/26/2002
2:02cv03148	ARCH PERSONAL CARE P v. MALMSTROM, et al	Plaintiff	Granted	0.26	7/10/2002
2:02cv03148	ARCH PERSONAL CARE P v. MALMSTROM, et al	Plaintiff	Granted	0.00	3/1/2004
2:03cv02672	IDI NETHERLANDS B.V., et al v. MARK TELECOM, INC., et al	Plaintiff	Granted	0.00	6/5/2003
2:04cv06254	CENTURY 21 REAL ESTATE CORPORATION v. CHAMPION HOME SALES INC. et al	Plaintiff	Granted	0.43	1/4/2005
1:01cv02558	PAVILION PARTNERS, et al v. JOHN DOES, et al	Plaintiff	Granted	0.20	6/5/2001
3:06cv04720	AFRICAN FORMULA PRODUCTS, INC. v. JOIE COSMETICS, INC. et al	Plaintiff	Granted	1.58	11/16/2006
3:12cv02862	BAMBOOZLE FESTIVAL, LLC v. JOHN DOES 1-100 et al	Plaintiff	Granted	0.56	5/31/2012

Rodriguez, Joseph

Total Decisions: 1
Total Granted: 1
Total Denied: 0
Total Granted in Part, Denied in Part: 0
Overall Win Rate: 100.0%
Average Time to Decision: 0.5 months from motion filing

Case Number	Case Name	Movant	Decision	Pendency (months)	Decision Date
1:90cv03732	THERMO-GUARD, INC., et al v. THERMAL WINDOWS 21ST	Plaintiff	Granted	0.46	9/28/1990

Salas, Esther

Total Decisions: 1
Total Granted: 0
Total Denied: 1
Total Granted in Part, Denied in Part: 0
Overall Win Rate: 0.0%
Average Time to Decision: 3.1 months from motion filing

Case Number	Case Name	Movant	Decision	Pendency (months)	Decision Date
2:11cv04992	IDT CORPORATION et al v. UNLIMITED RECHARGE., INC. et al	Plaintiff	Denied	3.09	12/2/2011

Sheridan, Peter

Total Decisions: 7

Total Granted: 5

Total Denied: 2

Total Granted in Part, Denied in Part: 0

Overall Win Rate: 71.4%

Average Time to Decision: 1.4 months from motion filing

Case Number	Case Name	Movant	Decision	Pendency (months)	Decision Date
2:09cv00857	SQUARE ENTERPRISES CORP. v. EUROPEAN DISTRIBUTIONS, INC.	Plaintiff	Granted	1.32	4/8/2009
2:09cv04826	ATLAS VAN LINES, INC. et al v. ATLAS MOVING AND STORAGE CORP.	Plaintiff	Granted	0.03	10/1/2009
2:09cv04856	MODEL MODEL HAIR FASHION INC. v. BEAUTY PLUS TRADING CO. et al	Plaintiff	Denied	3.22	7/27/2010
3:11cv03146	BRAVADO INTERNATIONAL GROUP MERCHANDISING SERVICES, INC. et al v. JOHN DOES 1-100 et al	Plaintiff	Granted	0.43	6/15/2011
3:11cv05365	D.O.G. DEVELOPMENT, LLC et al v. NELMS et al	Plaintiff	Granted	2.30	12/5/2011
2:10cv05454	LEE MYLES AUTO GROUP, LLC v. LINDEN CAR CARE AND AUTO SALES CENTER, INC. et al	Plaintiff	Denied	1.84	12/16/2010
3:12cv03909	IM LLC-I et al v. IL MULINO, LLC et al	Plaintiff	Granted	0.46	7/11/2012

Simandle, Jerome

Total Decisions: 13

Total Granted: 10

Total Denied: 3

Total Granted in Part, Denied in Part: 0

Overall Win Rate: 76.9%

Average Time to Decision: 0.6 months from motion filing

Case Number	Case Name	Movant	Decision	Pendency (months)	Decision Date
1:00cv01313	DEBORAH HEART & LUNG v. CHILD.OF THE WORLD, et al	Plaintiff	Granted	0.46	5/24/2000
1:00cv03081	J & J SNACK FOODS v. NESTLE USA, INC., et al	Plaintiff	Denied	4.31	6/27/2001
1:03cv02482	PAVILION PARTNERS v. JOHN DOES 1-500, et al	Plaintiff	Granted	0.20	6/2/2003
1:03cv03037	ATLANTIC BAKERY EXPO v. BOARDWALK EXHIBIT, et al	Plaintiff	Denied	1.09	7/30/2003
1:04cv02588	PAVILION PARTNERS et al v. DOES et al	Plaintiff	Granted	0.03	6/3/2004
1:95cv02863	PAVILION PARTNERS, et al v. DOES, et al	Plaintiff	Granted	0.13	6/20/1995
1:96cv02760	PAVILION PARTNERS v. JOHN DOES 1-500, et al	Plaintiff	Granted	0.03	6/5/1996
1:97cv02766	PAVILION PARTNERS, et al v. JOHN DOES 1-500, et al	Plaintiff	Granted	0.00	5/29/1997
1:98cv02618	PAVILION PARTNERS, et al v. JOHN DOES 1-500, et al	Plaintiff	Granted	0.03	6/5/1998
1:99cv02292	PAVILION PARTNERS, et al v. JOHN DOES 1-500, et al	Plaintiff	Granted	0.03	5/20/1999
1:99cv02608	EH YACHTS, LLC, et al v. EGG HARBOR LLC, et al	Defendant	Denied	1.55	1/10/2000
1:06cv00948	LORILLARD TOBACCO COMPANY v. ASIAN AMERICAN MARKET et al	Plaintiff	Granted	0.00	5/31/2007
1:92cv02995	ROLEX WATCH U.S.A., et al v. INGHAM, et al	Plaintiff	Granted	0.46	8/3/1992

Thompson, Anne

Total Decisions: 19

Total Granted: 14

Total Denied: 5

Total Granted in Part, Denied in Part: 0

Overall Win Rate: 73.7%

Average Time to Decision: 1.4 months from motion filing

Case Number	Case Name	Movant	Decision	Pendency (months)	Decision Date
3:01cv01668	MANHATTAN BAGEL COMP v. BAGELMEISTER, INC, et al	Plaintiff	Granted	0.00	4/9/2001
3:01cv02580	V.PATEL AND SONS, v. DOES	Plaintiff	Granted	0.49	6/15/2001
3:02cv00230	MANHATTAN BAGEL CO. v. BAGEL TREK, INC., et al	Plaintiff	Granted	0.46	2/5/2002
3:02cv03610	DUNKIN' DONUTS INC v. RP FLEMINGTON DONUTS, et al	Plaintiff	Granted	1.78	9/18/2002
3:03cv01748	LORILLARD TOBACCO v. TRENTON GROCERY, et al	Plaintiff	Granted	0.66	5/12/2003
3:03cv01749	LORILLARD TOBACCO v. JAN'S DELI, et al	Plaintiff	Granted	0.66	5/12/2003
3:03cv01750	LORILLARD TOBACCO v. NEW BIG OAK, et al	Plaintiff	Granted	0.66	5/12/2003
3:03cv02160	METHODE ELECTRONICS v. ADAM TECHNOLOGIES, et al	Plaintiff	Denied	5.79	11/5/2003
3:03cv02160	METHODE ELECTRONICS v. ADAM TECHNOLOGIES, et al	Plaintiff	Denied	2.83	11/5/2003
3:91cv02106	HOLTON IND., INC. v. P.J. NOYES CO., INC.	Plaintiff	Denied	1.58	6/27/1991
3:91cv02106	HOLTON IND., INC. v. P.J. NOYES CO., INC.	Plaintiff	Denied	1.18	6/27/1991
3:92cv01782	UMBRO INTERNATIONAL, et al v. SMITH BROTHERS FASH.	Plaintiff	Granted	1.97	6/26/1992
3:95cv06064	MOTOROLA, INC. v. A.R. COMMUNICATIONS, et al	Plaintiff	Granted	2.01	1/29/1996
3:95cv06064	MOTOROLA, INC. v. A.R. COMMUNICATIONS, et al	Plaintiff	Granted	2.01	1/29/1996
3:96cv03689	MARS, INCORPORATED v. RIPPLE JUNCTION, CO, et al	Plaintiff	Granted	0.39	8/20/1996
3:98cv00337	MANHATTAN BAGEL CO. v. LACINSKI, et al	Plaintiff	Granted	0.33	2/2/1998
3:07cv03107	DUNKIN' DONUTS FRANCHISED RESTAURANTS LLC et al v. P.A. DONUTS, INC.	Plaintiff	Granted	0.30	7/18/2007
3:09cv05627	LEVINSON AXELROD, P.A. v. EDWARD HEYBURN, PC et al	Plaintiff	Granted	2.04	1/13/2010
3:11cv07079	PROFOOT, INC. v. MSD CONSUMER CARE, INC. et al	Plaintiff	Denied	2.14	6/14/2012

Walls, William

Total Decisions: 19

Total Granted: 18

Total Denied: 1

Total Granted in Part, Denied in Part: 0

Overall Win Rate: 94.7%

Average Time to Decision: 1.0 months from motion filing

Case Number	Case Name	Movant	Decision	Pendency (months)	Decision Date
2:01cv05746	LA CENA FINE FOODS, v. JENNIFER FINE FOODS, et al	Plaintiff	Granted	0.89	5/29/2002
2:00cv00064	PRUDENTIAL INSURANCE, et al v. ROSENBERGER REALTY, et al	Defendant	Granted	0.59	1/24/2000
2:00cv05157	BIJUR LUBRICATING CO v. DEVCO CORPORATION, et al	Plaintiff	Granted	0.95	11/21/2000
2:01cv01142	CYTODYNE TECHNOLOGIE v. UNIVERSAL NUTRITION	Plaintiff	Granted	0.79	5/14/2001
2:03cv00762	CHARLES CHIPS ENTERP v. MITCHUM, INC., et al	Plaintiff	Granted	3.03	6/6/2003
2:03cv01327	LORILLARD TOBACCO v. TIGER MART, INC., et al	Plaintiff	Granted	1.22	5/2/2003
2:04cv00435	CENTURY 21 REAL ESTATE CORPORATION v. BAYWAY REALTY INC et al	Plaintiff	Granted	0.00	2/17/2004
2:04cv02767	HITACHI MAXELL LTD et al v. DTC COMPUTER SUPPLIES CORPORATION et al	Plaintiff	Granted	2.37	8/27/2004
2:04cv05484	CHOCOLATS CLUIZEL SAS v. VINTAGE CHOCOLATES, INC., et al	Plaintiff	Granted	1.25	12/17/2004
2:96cv04363	DAYS INNS OF AMERICA v. SHRI GANESH, INC., et al	Plaintiff	Granted	0.23	9/26/1996
2:98cv01685	TRAVELODGE HOTELS v. TAL CORPORATION, et al	Plaintiff	Granted	1.48	6/1/1998
2:99cv00304	HOWARD JOHNSON v. OM INVESTMENTS, INC.	Plaintiff	Granted	0.23	1/29/1999
2:99cv05576	THE PRUDENTIAL INSUR, et al v. ARTHUR WILLIAMSON CO, et al	Plaintiff	Granted	0.92	12/28/1999
2:99cv05858	N.V.E. PHARMACEUTICA v. HOFFMAN-LA ROCHE, et al	Plaintiff	Granted	0.16	12/27/1999
2:06cv02502	JEC NUTRITION et al v. CPMC, LLC et al	Defendant	Denied	2.76	5/22/2007
2:96cv02601	CALVIN KLEIN JEANS v. PRICECOSTCO, INC., et al	Plaintiff	Granted	0.33	6/14/1996
2:99cv04571	CENTURY 21 REAL ESTA v. FORMER CENTURY 21, et al	Plaintiff	Granted	0.72	10/20/1999
2:04cv00435	CENTURY 21 REAL ESTATE CORPORATION v. BAYWAY REALTY INC et al	Plaintiff	Granted	0.43	2/17/2004

Wigenton, Susan

Total Decisions: 8
Total Granted: 6
Total Denied: 2
Total Granted in Part, Denied in Part: 0
Overall Win Rate: 75.0%
Average Time to Decision: 0.4 months from motion filing

Case Number	Case Name	Movant	Decision	Pendency (months)	Decision Date
2:06cv03101	ROTH CAPITAL PARTNERS, LLC et al v. HOTELS AT HOME, INC. et al	Plaintiff	Denied	0.03	7/12/2006
2:09cv03357	THREAD N INDIGO LLC v. MK APPAREL INC. et al	Plaintiff	Granted	0.46	7/23/2009
2:10cv03571	HAYWARD INDUSTRIES, INC. v. AQUASTAR POOL PRODUCTS, INC.	Plaintiff	Granted	0.26	7/23/2010
2:11cv06832	INTERNATIONAL PLAYTHINGS LLC et al v. TOY TECK LTD. LLC et al	Plaintiff	Granted	0.76	12/15/2011
2:10cv03445	MB IMPORTS, INC. et al v. T&M IMPORTS, LLC et al	Plaintiff	Denied	0.69	7/28/2010
2:12cv07121	NYGALA CORP. v. TOPGRADE PRODUCTS, INC. et al	Plaintiff	Granted	0.72	12/12/2012
2:12cv07438	BRAVADO INTERNATIONAL GROUP MERCHANDISING SERVICES, INC. et al v. JOHN DOES 1-100 et al	Plaintiff	Granted	0.20	12/11/2012
2:12cv07438	BRAVADO INTERNATIONAL GROUP MERCHANDISING SERVICES, INC. et al v. JOHN DOES 1-100 et al	Plaintiff	Granted	0.00	12/11/2012

Wolfson, Freda

Total Decisions: 3

Total Granted: 2

Total Denied: 1

Total Granted in Part, Denied in Part: 0

Overall Win Rate: 66.7%

Average Time to Decision: 0.6 months from motion filing

Case Number	Case Name	Movant	Decision	Pendency (months)	Decision Date
1:00cv01641	NANTICOKE INDIANS, et al v. UNALACHTIGO BAND OF, et al	Plaintiff	Denied	0.56	1/8/2001
3:07cv03840	POLITICAL WORLD COMMUNICATIONS, LLC v. INTERNATIONAL CAMPAIGNS & ELECTIONS, INC.	Plaintiff	Granted	0.72	9/5/2007
1:04cv02919	ANTHILL TRADING LTD. v. JOHN DOES 1-100 et al	Plaintiff	Granted	0.46	7/7/2004

New Mexico

The dockets of trademark cases in New Mexico were examined to identify decisions on contested preliminary injunction motions. The number of decisions found, the number granted, and the number denied are as follows:

Total Decisions: 13

Total Granted: 10 Plaintiff Granted: 10 Defendant Granted: 0

Total Denied: 3 Plaintiff Denied: 2 Defendant Denied: 1

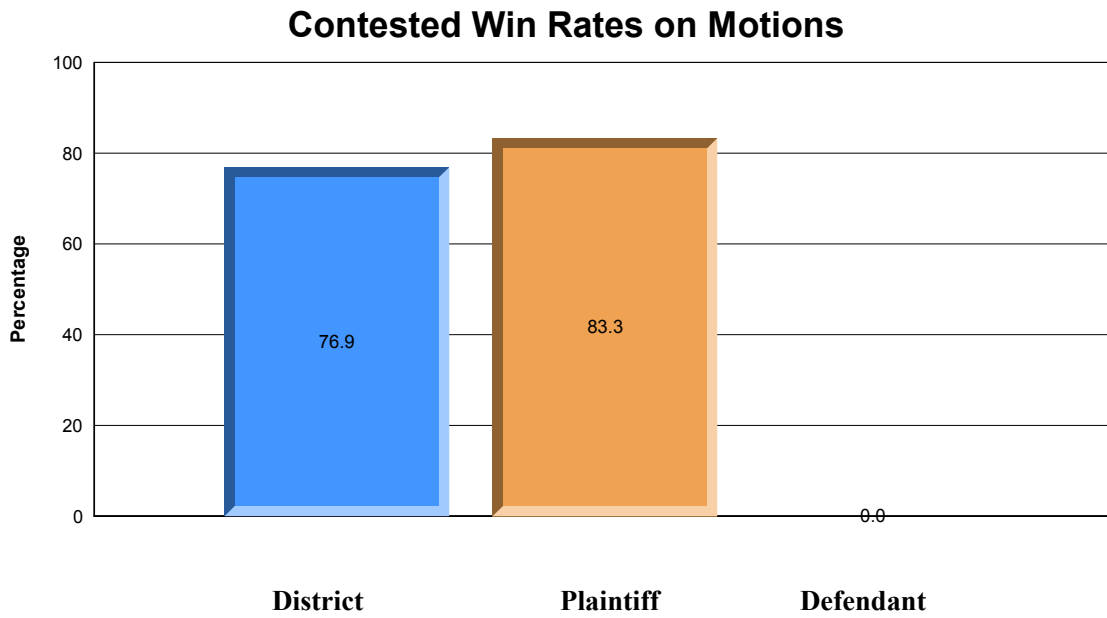
Total Granted in Part, Denied in Part: 0 Plaintiff Granted in Part: 0

Defendant Granted in Part: 0

Plaintiff Win Rate: 83.3%

Defendant Win Rate: 0.0%

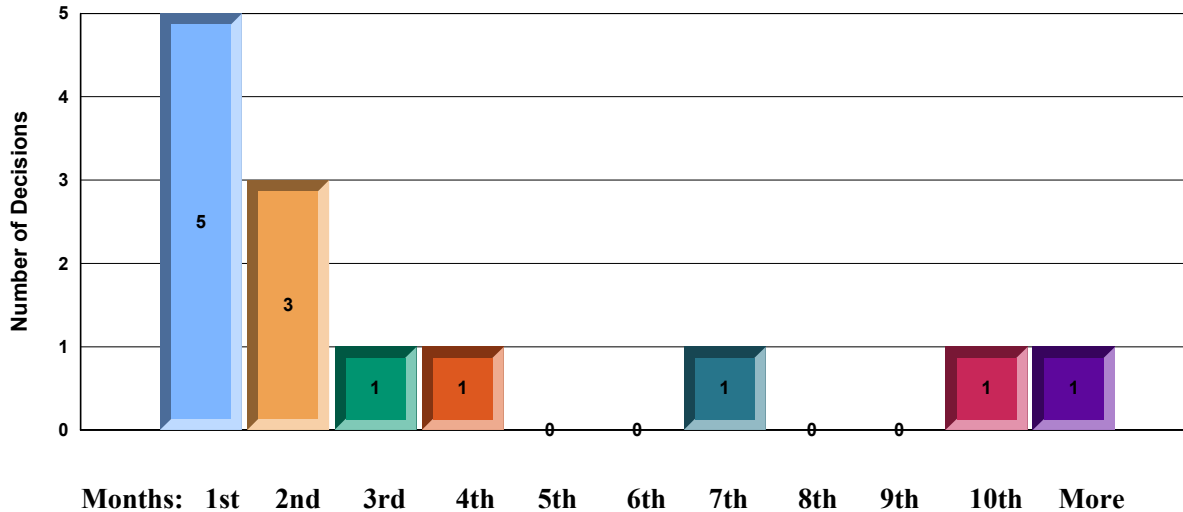
Overall Win Rate: 76.9%



The average time from motion filing to decision was 3.1 months from motion filing. The distribution of times to decision for these motions is illustrated in the chart below.

Distribution of Decisions

For New Mexico



Black, Bruce

Total Decisions: 3
 Total Granted: 3
 Total Denied: 0
 Total Granted in Part, Denied in Part: 0
 Overall Win Rate: 100.0%
 Average Time to Decision: 0.8 months from motion filing

Case Number	Case Name	Movant	Decision	Pendency (months)	Decision Date
1:03cv00478	Sonus-USA Inc. v. Hecox, et al	Plaintiff	Granted	0.49	5/6/2003
1:99cv01033	NMMC Inc v. Gray	Plaintiff	Granted	1.68	11/5/1999
6:06cv00978	American Dairy Queen v. Dos Nunez, Inc., et al	Plaintiff	Granted	0.26	10/20/2006

Brack, Robert

Total Decisions: 2
 Total Granted: 2
 Total Denied: 0
 Total Granted in Part, Denied in Part: 0
 Overall Win Rate: 100.0%
 Average Time to Decision: 1.0 months from motion filing

Case Number	Case Name	Movant	Decision	Pendency (months)	Decision Date
2:07cv00477	Creek v. Rodriguez	Plaintiff	Granted	0.95	6/14/2007
2:07cv00477	Creek v. Rodriguez	Plaintiff	Granted	0.95	6/14/2007

Browning, James

Total Decisions: 1
 Total Granted: 1
 Total Denied: 0
 Total Granted in Part, Denied in Part: 0
 Overall Win Rate: 100.0%
 Average Time to Decision: 11.3 months from motion filing

Case Number	Case Name	Movant	Decision	Pendency (months)	Decision Date
6:04cv00360	Pimentel & Sons Gui v. Pimentel, et al	Plaintiff	Granted	11.35	10/12/2005

Conway, John

Total Decisions: 2
 Total Granted: 1
 Total Denied: 1
 Total Granted in Part, Denied in Part: 0
 Overall Win Rate: 50.0%
 Average Time to Decision: 3.5 months from motion filing

Case Number	Case Name	Movant	Decision	Pendency (months)	Decision Date
1:97cv01008	Feeney v. Abukusumo, et al	Plaintiff	Denied	0.99	8/29/1997
1:02cv01120	Dunkin' Donuts Inc, et al v. Jasmine, Inc, et al	Plaintiff	Granted	6.02	3/6/2003

Hansen, Curtis

Total Decisions: 3
 Total Granted: 1
 Total Denied: 2
 Total Granted in Part, Denied in Part: 0
 Overall Win Rate: 33.3%
 Average Time to Decision: 4.2 months from motion filing

Case Number	Case Name	Movant	Decision	Pendency (months)	Decision Date
1:97cv01266	Creative Gifts Inc., et al v. UFO, et al	Plaintiff	Denied	1.18	12/10/1997
1:97cv01266	Creative Gifts Inc., et al v. UFO, et al	Defendant	Denied	10.00	10/1/1998
1:98cv00425	Super 8 Motels Inc v. Patel	Plaintiff	Granted	1.38	5/21/1998

Parker, James

Total Decisions: 2

Total Granted: 2

Total Denied: 0

Total Granted in Part, Denied in Part: 0

Overall Win Rate: 100.0%

Average Time to Decision: 2.8 months from motion filing

Case Number	Case Name	Movant	Decision	Pendency (months)	Decision Date
1:03cv00925	Dunkin' Donuts Inc, et al v. Sharif Inc., et al	Plaintiff	Granted	3.45	11/20/2003
1:97cv00187	Cheesecake Factory v. Cheesecake Factory, et al	Plaintiff	Granted	2.14	5/9/1997

New York Eastern

The dockets of trademark cases in New York Eastern were examined to identify decisions on contested preliminary injunction motions. The number of decisions found, the number granted, and the number denied are as follows:

Total Decisions: 150

Total Granted: 118 Plaintiff Granted: 115 Defendant Granted: 3

Total Denied: 29 Plaintiff Denied: 26 Defendant Denied: 3

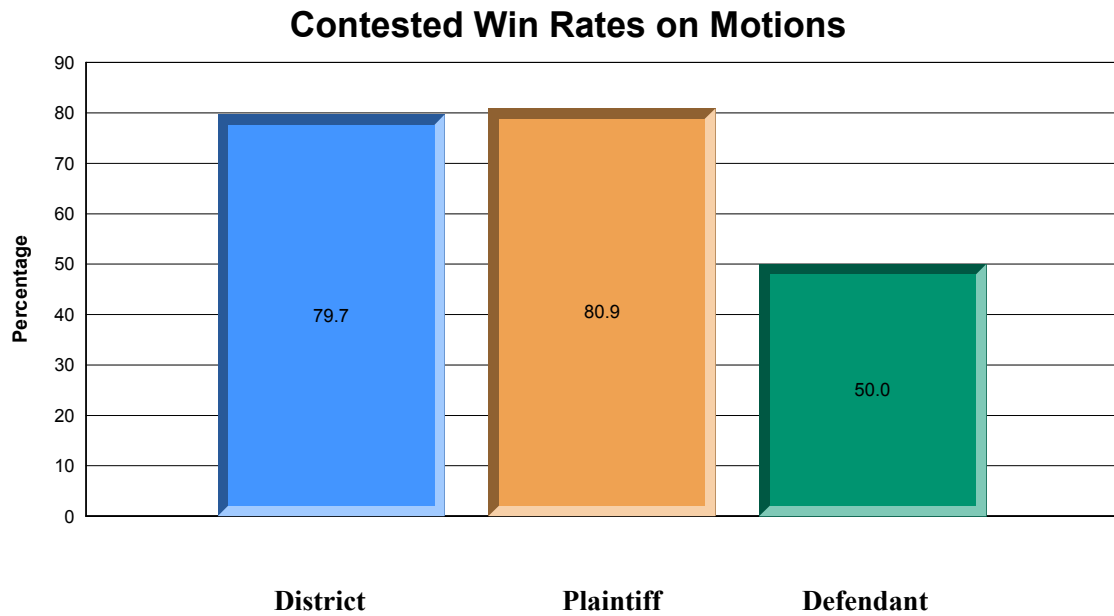
Total Granted in Part, Denied in Part: 3 Plaintiff Granted in Part: 3

Defendant Granted in Part: 0

Plaintiff Win Rate: 80.9%

Defendant Win Rate: 50.0%

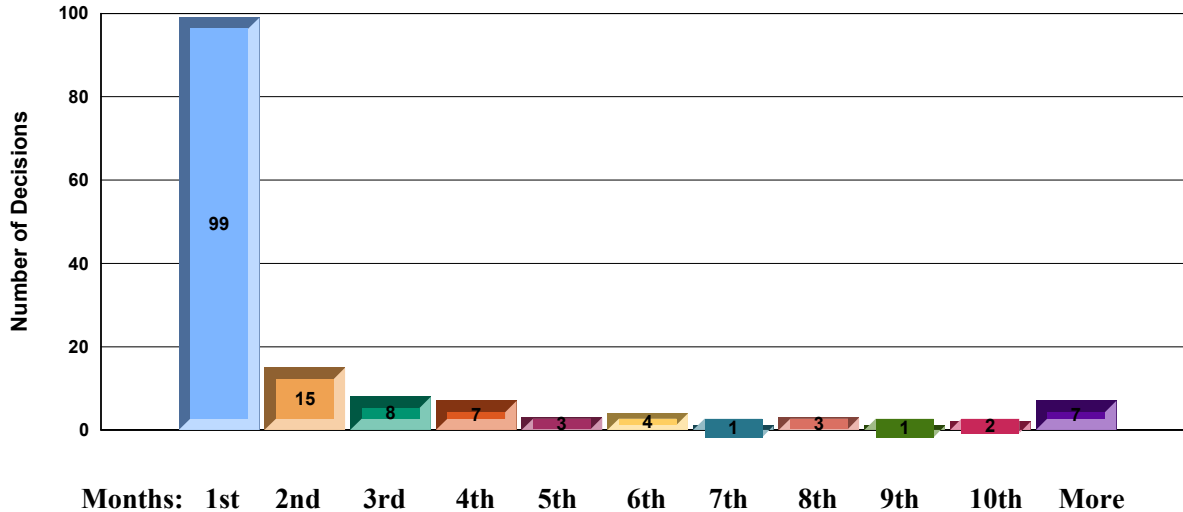
Overall Win Rate: 79.7%



The average time from motion filing to decision was 2.0 months from motion filing. The distribution of times to decision for these motions is illustrated in the chart below.

Distribution of Decisions

For New York Eastern



Amon, Carol

Total Decisions: 2
 Total Granted: 2
 Total Denied: 0
 Total Granted in Part, Denied in Part: 0
 Overall Win Rate: 100.0%
 Average Time to Decision: 3.0 months from motion filing

Case Number	Case Name	Movant	Decision	Pendency (months)	Decision Date
1:95cv02121	Lee Myles Associates v. Cance, et al	Plaintiff	Granted	5.63	2/29/1996
1:12cv01335	Microsoft Corp. et al v. John Does 1-39	Plaintiff	Granted	0.33	3/29/2012

Bianco, Joseph

Total Decisions: 2
 Total Granted: 1
 Total Denied: 1
 Total Granted in Part, Denied in Part: 0
 Overall Win Rate: 50.0%
 Average Time to Decision: 2.4 months from motion filing

Case Number	Case Name	Movant	Decision	Pendency (months)	Decision Date
2:11cv03543	Grout Shield Distributors LLC v. Elio E. Salvo, Inc.	Plaintiff	Denied	3.85	11/16/2011
2:09cv02022	Tuccillo v. Geisha NYC, LLC et al	Defendant	Granted	0.92	7/22/2009

Block, Frederic

Total Decisions: 1
 Total Granted: 0
 Total Denied: 1
 Total Granted in Part, Denied in Part: 0
 Overall Win Rate: 0.0%
 Average Time to Decision: 9.2 months from motion filing

Case Number	Case Name	Movant	Decision	Pendency (months)	Decision Date
1:10cv02475	Interpage Co., Inc. v. Roshen USA Corp. et al	Plaintiff	Denied	9.18	3/17/2011

Cogan, Brian

Total Decisions: 4
 Total Granted: 3
 Total Denied: 1
 Total Granted in Part, Denied in Part: 0
 Overall Win Rate: 75.0%
 Average Time to Decision: 0.0 months from motion filing

Case Number	Case Name	Movant	Decision	Pendency (months)	Decision Date
1:07cv02335	Prestige Title Agency, Inc. v. Prestige Abstract, LLC	Plaintiff	Denied	0.00	6/28/2007
1:07cv00612	Church & Dwight Co., Inc. et al v. Kaloti Enterprises of Michigan, L.L.C. et al	Plaintiff	Granted	0.03	2/21/2007
1:07cv00612	Church & Dwight Co., Inc. et al v. Kaloti Enterprises of Michigan, L.L.C. et al	Plaintiff	Granted	0.03	9/21/2007
1:11cv01891	Precision Testing & Balancing, Inc. v. Precise Testing & Balancing, Inc. et al	Plaintiff	Granted	0.13	4/22/2011

Dearie, Raymond

Total Decisions: 6

Total Granted: 5

Total Denied: 1

Total Granted in Part, Denied in Part: 0

Overall Win Rate: 83.3%

Average Time to Decision: 5.5 months from motion filing

Case Number	Case Name	Movant	Decision	Pendency (months)	Decision Date
1:90cv01437	Monarch Luggage v. Rose Trunk	Plaintiff	Granted	8.55	8/8/1991
1:92cv05143	Flexible Technologie v. World Tubing Corp.,	Plaintiff	Granted	2.83	1/11/1996
1:93cv05483	Krinos Foods, Inc. v. Sirob Imports, Inc.	Plaintiff	Denied	19.31	7/13/1995
1:97cv02287	Bankers Trust New, et al v. Stern & Peabody, Inc, et al	Plaintiff	Granted	0.46	5/12/1997
1:91cv04398	Polo Ralph Lauren v. Kontakis, et al	Plaintiff	Granted	0.43	11/21/1991
1:11cv00327	Caliente Cab Restaurant Co., Inc. v. Caliente Cafe Restaurant & Bar, Inc. et al	Plaintiff	Granted	1.28	6/7/2011

Feuerstein, Sandra

Total Decisions: 7

Total Granted: 6

Total Denied: 0

Total Granted in Part, Denied in Part: 1

Overall Win Rate: 92.9%

Average Time to Decision: 1.7 months from motion filing

Case Number	Case Name	Movant	Decision	Pendency (months)	Decision Date
2:04cv00112	Linkin Park LLC v. Does 1-100 et al	Plaintiff	Granted	4.90	6/10/2004
2:06cv00833	BP Products North America Inc. v. Motor Parkway Amoco et al	Plaintiff	Granted	5.86	8/21/2006
2:08cv02512	In-N-Out Burgers v. Joe's In And Out Burger, Inc. et al	Plaintiff	Granted	0.49	7/17/2008
2:09cv05185	Edom Laboratories, Inc. v. Special Tea Plus, Inc. et al	Plaintiff	Granted in part, Denied in Part	0.59	2/16/2010
2:11cv01335	Live Nation Merchandise, Inc. v. John Does 1-100 et al	Plaintiff	Granted	0.03	3/29/2011
2:11cv01335	Live Nation Merchandise, Inc. v. John Does 1-100 et al	Plaintiff	Granted	0.00	3/29/2011
2:11cv05361	Skinscience Labs, Inc. v. McNulty et al	Plaintiff	Granted	0.00	11/2/2011

Garaufis, Nicholas

Total Decisions: 2

Total Granted: 1

Total Denied: 1

Total Granted in Part, Denied in Part: 0

Overall Win Rate: 50.0%

Average Time to Decision: 1.1 months from motion filing

Case Number	Case Name	Movant	Decision	Pendency (months)	Decision Date
1:11cv00662	Pretty Girl Inc. v. Pretty Girl Fashions Inc. et al	Plaintiff	Granted	1.05	3/14/2011
1:12cv04129	Tutor Time Learning Centers, LLC v. KOG Industries, Inc. et al	Plaintiff	Denied	1.12	11/13/2012

Gershon, Nina

Total Decisions: 6

Total Granted: 3

Total Denied: 3

Total Granted in Part, Denied in Part: 0

Overall Win Rate: 50.0%

Average Time to Decision: 1.0 months from motion filing

Case Number	Case Name	Movant	Decision	Pendency (months)	Decision Date
1:00cv06731	W.B. Marvin Manufact v. Howard Berger Compan	Plaintiff	Denied	3.16	5/22/2001
1:02cv01408	Jabones Pardo, S.A. et al v. Saba et al	Plaintiff	Denied	0.82	5/10/2002
1:04cv05428	Sanrio Company, Ltd. et al v. Epic Trading Inc. et al	Plaintiff	Granted	0.66	1/4/2005
1:04cv05430	Sanrio Company, Ltd. et al v. Teng Fei Trading Inc. et al	Plaintiff	Granted	0.66	1/4/2005
1:98cv03143	Pfizer Inc. v. Consumer Protection, et al	Plaintiff	Granted	0.39	5/6/1998
9:96cv02292	Marshak, et al v. Vilano, et al	Plaintiff	Denied without Prejudice	0.49	10/17/2000

Glasser, Israel

Total Decisions: 14

Total Granted: 13

Total Denied: 1

Total Granted in Part, Denied in Part: 0

Overall Win Rate: 92.9%

Average Time to Decision: 0.5 months from motion filing

Case Number	Case Name	Movant	Decision	Pendency (months)	Decision Date
1:00cv00908	Hormel Foods Corpora, et al v. Americana Products,, et al	Plaintiff	Granted	0.86	3/13/2000
1:01cv03827	U-Haul International v. Cohen's Tri-State Tr	Plaintiff	Granted	0.10	8/2/2001
1:04cv03974	Cartier International B.V. v. Hernandez et al	Plaintiff	Granted	0.56	10/1/2004
1:90cv01180	Moosavi, et al v. Howard, et al	Plaintiff	Granted	0.92	5/3/1990
1:90cv02733	Fiber-Shield v. Byrd, et al	Plaintiff	Denied	0.43	8/16/1990
1:90cv04348	Hard Rock Cafe, et al v. City Sportswear, et al	Plaintiff	Granted	0.53	1/16/1991
1:91cv03037	Champion Products, et al v. Doe, et al	Plaintiff	Granted	0.39	8/26/1991
1:91cv03037	Champion Products, et al v. Doe, et al	Plaintiff	Granted	0.36	8/26/1991
1:91cv03037	Champion Products, et al v. Doe, et al	Plaintiff	Granted	0.00	8/29/1991
1:96cv03194	Vertical Productions v. A.I.J.J. Enterprises, et al	Plaintiff	Granted	0.69	7/22/1996
1:96cv03602	Binney & Smith Inc., et al v. Rayola Cosmetics	Plaintiff	Granted	1.38	10/2/1996
1:98cv00053	Selas Enterprises v. Long Island Rubbish, et al	Plaintiff	Granted	0.43	1/20/1998
0:91cv00014	Univ. of S. Cali., et al v. Creative Apparel Inc, et al	Plaintiff	Granted	0.00	1/3/1991
1:09cv00585	Doctor's Associates, Inc. v. Sharma	Plaintiff	Granted	0.00	2/23/2009

Gleeson, John

Total Decisions: 9

Total Granted: 6

Total Denied: 3

Total Granted in Part, Denied in Part: 0

Overall Win Rate: 66.7%

Average Time to Decision: 4.2 months from motion filing

Case Number	Case Name	Movant	Decision	Pendency (months)	Decision Date
1:01cv03863	McDonald's Corp. v. Samuel	Plaintiff	Granted	0.69	9/26/2001
1:02cv04678	Motion System Corporation v. CCI Industrial Motor, Ltd. et al	Plaintiff	Denied	7.57	7/3/2003
1:96cv04016	Mercantile Stores Co v. Wal-Mart Stores	Plaintiff	Granted	2.96	1/28/1997
1:96cv04503	Travel Impressions, et al v. Kaufman, et al	Plaintiff	Denied	10.49	10/24/1997
1:96cv04811	Hubbell Incorporated v. Leviton Manufacturin	Plaintiff	Denied	13.95	8/11/1998
1:08cv02495	Ameasia Co. Ltd. et al v. Golden Village Trading, Inc. et al	Plaintiff	Granted	0.13	7/7/2008
1:02cv06624	Johnson & Johnson Consumer Companies, Inc. v. Aini et al	Plaintiff	Granted	0.46	2/21/2003
1:01cv07595	Martal Cosmetics, LT v. International Beauty, et al	Plaintiff	Granted	0.89	12/12/2001
1:09cv03930	A to Z Holding Company, Inc. v. Empire Kosher Poultry, Inc.	Plaintiff	Granted	0.59	11/6/2009

Hurley, Denis

Total Decisions: 10

Total Granted: 8

Total Denied: 2

Total Granted in Part, Denied in Part: 0

Overall Win Rate: 80.0%

Average Time to Decision: 1.3 months from motion filing

Case Number	Case Name	Movant	Decision	Pendency (months)	Decision Date
0:95cv00666	Helene Curtis, Inc., v. National Wholesale	Plaintiff	Granted	0.63	3/15/1995
0:96cv04748	Bell Atlantic Corpor v. Bell Atlantic	Plaintiff	Granted	0.46	10/11/1996
2:02cv00495	Tel-One Communications, Inc. v. Tel-One, Inc.	Plaintiff	Granted	1.05	3/5/2002
2:03cv00844	Overbeck Corporation v. Overbeck GmbH et al	Defendant	Denied	5.66	12/30/2003
2:03cv01426	Del Laboratories, Inc. v. Tactica International, Inc.	Defendant	Denied	3.82	1/20/2004
2:04cv02820	The Procter & Gamble Company v. Xetal Inc. et al	Plaintiff	Granted	0.07	7/28/2004
2:04cv02820	The Procter & Gamble Company v. Xetal Inc. et al	Plaintiff	Granted	0.07	7/28/2004
2:02cv00163	Omega S.A. et al v. RHS Products, Inc.	Plaintiff	Granted	0.00	3/28/2003
2:06cv00023	Feel Better Kids, Inc. et al v. Kids In Need, Inc. et al	Plaintiff	Granted	0.53	1/20/2006
1:92cv00237	Swatch, S.A. 94, et al v. Charlex Time	Plaintiff	Granted	0.33	1/27/1992

Irizarry, Dora

Total Decisions: 2

Total Granted: 0

Total Denied: 2

Total Granted in Part, Denied in Part: 0

Overall Win Rate: 0.0%

Average Time to Decision: 2.3 months from motion filing

Case Number	Case Name	Movant	Decision	Pendency (months)	Decision Date
1:07cv00480	Air Cargo News, Inc. v. Tabmag Publishing, Limited et al	Plaintiff	Denied	2.14	4/11/2007
1:10cv01400	Beehive Salon, LLC v. Down Time Spa, Inc.	Plaintiff	Denied	2.53	6/17/2010

Johnson, Sterling

Total Decisions: 5
 Total Granted: 5
 Total Denied: 0
 Total Granted in Part, Denied in Part: 0
 Overall Win Rate: 100.0%
 Average Time to Decision: 0.9 months from motion filing

Case Number	Case Name	Movant	Decision	Pendency (months)	Decision Date
1:93cv04785	Schweitz Dist. Co. v. P & K Trading Inc., et al	Plaintiff	Granted	0.43	11/16/1993
1:03cv01385	IDT Netherlands B.V. v. Unitel Telecard Distribution Corp., et al	Plaintiff	Granted	0.36	4/28/2003
1:03cv02064	Strong America Limited v. K. Williams Inc. et al	Plaintiff	Granted	2.24	9/2/2003
1:96cv03321	Wella Corporation v. Adwe Laboratories	Plaintiff	Granted	1.18	8/16/1996
1:97cv00880	U.E. Enterprises, v. Various John Does, et al	Plaintiff	Granted	0.49	3/13/1997

Korman, Edward

Total Decisions: 2
 Total Granted: 1
 Total Denied: 0
 Total Granted in Part, Denied in Part: 1
 Overall Win Rate: 75.0%
 Average Time to Decision: 4.3 months from motion filing

Case Number	Case Name	Movant	Decision	Pendency (months)	Decision Date
1:00cv04015	Blimpie Associates, v. La Cosina Criolla, et al	Plaintiff	Granted	1.18	8/17/2000
1:07cv01675	American Eagle Outfitters, Inc. et al v. Payless Shoesource, Inc.	Plaintiff	Granted in part, Denied in Part	7.47	12/20/2007

Matsumoto, Kiyo

Total Decisions: 1
 Total Granted: 1
 Total Denied: 0
 Total Granted in Part, Denied in Part: 0
 Overall Win Rate: 100.0%
 Average Time to Decision: 0.4 months from motion filing

Case Number	Case Name	Movant	Decision	Pendency (months)	Decision Date
1:11cv03550	Apple Inc. v. Apple Story Inc. et al	Plaintiff	Granted	0.36	8/5/2011

Orenstein, Michael

Total Decisions: 2

Total Granted: 2

Total Denied: 0

Total Granted in Part, Denied in Part: 0

Overall Win Rate: 100.0%

Average Time to Decision: 0.6 months from motion filing

Case Number	Case Name	Movant	Decision	Pendency (months)	Decision Date
9:96cv03348	Cure, LTD. v. John Does 1-100, et al	Plaintiff	Granted	0.92	8/5/1996
9:98cv05031	Giant Merchandising v. Sabol, et al	Plaintiff	Granted	0.23	8/11/1998

Platt, Thomas

Total Decisions: 25

Total Granted: 23

Total Denied: 2

Total Granted in Part, Denied in Part: 0

Overall Win Rate: 92.0%

Average Time to Decision: 0.6 months from motion filing

Case Number	Case Name	Movant	Decision	Pendency (months)	Decision Date
2:03cv02037	Pearl Jam, L.L.C. v. Does 1-100 et al	Plaintiff	Granted	0.20	5/5/2003
9:92cv03186	Auto-Trol Technology v. Intercap Graphics	Plaintiff	Denied	0.20	7/23/1992
9:92cv03670	Dial a Mattress v. Mattress Madness Inc, et al	Plaintiff	Granted	2.37	1/27/1994
9:93cv02522	Horphag Research Ltd, et al v. Consac Industries, et al	Plaintiff	Denied	1.25	7/30/1993
9:93cv03301	Giant Merchandising, et al v. McCarthy, et al	Plaintiff	Granted	0.00	7/23/1993
9:94cv02589	Giant Merchandising v. Does, et al	Plaintiff	Granted	0.30	6/10/1994
9:94cv04765	800-Flowers, Inc. v. Creighton	Plaintiff	Granted	3.13	2/24/1995
9:95cv02562	Giant Merchandising, et al v. John Does 1-100, et al	Plaintiff	Granted	0.30	7/5/1995
9:95cv02809	BCL Finance (Ireland v. Does, et al	Plaintiff	Granted	0.46	7/28/1995
9:96cv01667	Tour Merchandising v. Does, et al	Plaintiff	Granted	0.00	4/9/1996
9:96cv05656	Playtex Products Inc v. First Quality Hyg.	Plaintiff	Granted	1.38	12/31/1996
9:97cv05345	Giant Merchandising v. John Does 1-100, et al	Plaintiff	Granted	0.26	9/25/1997
9:98cv00475	Sony Signatures v. Does 1-100, et al	Plaintiff	Granted	0.10	1/30/1998
9:98cv04918	Pudgie's Acquisition, et al v. Long Island Buddie's, et al	Plaintiff	Granted	1.12	8/31/1998
9:99cv04352	Pudgie's Restaurant, et al v. Rossville Famous, et al	Plaintiff	Granted	1.84	9/24/1999
9:99cv03117	LI Credit Ass., LTD v. LI Lien Corp., et al	Defendant	Granted	0.23	6/9/1999
2:03cv03725	Signatures Network, Inc. v. Does 1-100 et al	Plaintiff	Granted	0.26	8/8/2003
2:03cv03726	Giant Merchandising v. Does 1-100 et al	Plaintiff	Granted	0.26	8/8/2003
2:06cv03088	Signatures Network, Inc. v. Does 1-100 et al	Plaintiff	Granted	0.20	7/19/2006
2:08cv01181	Signatures Network, Inc. v. John Does 1-100 et al	Plaintiff	Granted	0.03	3/28/2008
2:08cv01182	Anthill Trading, Ltd. v. John Does 1-100 et al	Plaintiff	Granted	0.10	3/24/2008
2:08cv01182	Anthill Trading, Ltd. v. John Does 1-100 et al	Plaintiff	Granted	0.03	3/28/2008
2:08cv01181	Signatures Network, Inc. v. John Does 1-100 et al	Plaintiff	Granted	0.10	3/24/2008

2:06cv03088	Signatures Network, Inc. v. Does 1-100 et al	Plaintiff	Granted	0.89	7/19/2006
2:06cv03087	F.E.A., Inc. v. Does 1-100 et al	Plaintiff	Granted	0.89	7/19/2006

Ross, Allyne

Total Decisions: 6
Total Granted: 4
Total Denied: 2
Total Granted in Part, Denied in Part: 0
Overall Win Rate: 66.7%
Average Time to Decision: 1.6 months from motion filing

Case Number	Case Name	Movant	Decision	Pendency (months)	Decision Date
1:99cv01519	Funrise Canada (HK) v. Zauder Bros., Inc., et al	Plaintiff	Denied	2.04	7/8/1999
1:95cv04869	Tommy Hilfiger Licen, et al v. Promotions Outlet, et al	Plaintiff	Granted	0.00	12/20/1995
1:09cv01135	Mitchelle Group USA LLC et al v. Maxim Pitkin, Inc. et al	Plaintiff	Granted	0.56	10/2/2009
1:09cv01235	Mitchell Group USA LLC et al v. ABC Corporation	Plaintiff	Granted	0.56	10/2/2009
1:09cv01135	Mitchelle Group USA LLC et al v. Maxim Pitkin, Inc. et al	Plaintiff	Granted	6.28	10/2/2009
1:12cv04068	Sprint Communications Company LP et al v. Discount Cellular Plus, Inc. et al	Plaintiff	Denied	0.26	8/28/2012

Seybert, Joanna

Total Decisions: 10

Total Granted: 7

Total Denied: 3

Total Granted in Part, Denied in Part: 0

Overall Win Rate: 70.0%

Average Time to Decision: 4.2 months from motion filing

Case Number	Case Name	Movant	Decision	Pendency (months)	Decision Date
2:01cv03573	Queen Art Publishers v. Gal Ltd., et al	Plaintiff	Granted	0.00	5/31/2001
2:01cv03573	Queen Art Publishers v. Gal Ltd., et al	Plaintiff	Denied	0.82	2/22/2002
2:05cv01493	Getty Properties Corp. et al v. Parmar et al	Plaintiff	Granted	0.20	3/29/2005
2:05cv05129	Sea Tow Services International, Inc. v. Treasure Coast, Inc. et al	Plaintiff	Denied	0.00	11/15/2005
9:00cv00368	Metro Door, Inc. v. Brown Rosenberg, Inc, et al	Plaintiff	Granted	0.23	6/13/2000
9:95cv05345	Sunrise Video Supers v. Sunrise Video Rental, et al	Plaintiff	Granted	1.45	2/16/1996
9:96cv02487	Lyons Partnership, L v. Pellegrino	Plaintiff	Granted	0.23	5/24/1996
9:97cv01487	Southland Corp. v. Hudson, et al	Plaintiff	Granted	23.68	3/30/1999
9:97cv01487	Southland Corp. v. Hudson, et al	Defendant	Denied	15.00	3/30/1999
2:10cv00273	Philip Morris USA Inc. v. Jackson et al	Plaintiff	Granted	0.23	1/29/2010

Spatt, Arthur

Total Decisions: 20

Total Granted: 16

Total Denied: 3

Total Granted in Part, Denied in Part: 1

Overall Win Rate: 82.5%

Average Time to Decision: 2.3 months from motion filing

Case Number	Case Name	Movant	Decision	Pendency (months)	Decision Date
9:95cv00377	Rose Spice, Inc. v. Nationwide Mds Corp, et al	Plaintiff	Granted	13.42	3/13/1996
9:99cv00528	Brown, et al v. It's Entertainment, et al	Plaintiff	Granted	0.10	2/8/1999
2:01cv07668	M&G Electronics v. Sony Kabushiki, et al	Plaintiff	Denied	9.93	2/28/2003
2:03cv03033	Independent Living Aids, Inc. v. Fuller et al	Plaintiff	Denied without Prejudice	-0.46	7/10/2003
2:04cv02506	Midas International Corporation et al v. Mag Automotive Enterprises, Inc. et al	Plaintiff	Granted	0.23	6/24/2004
9:90cv01923	O'Tentika Products, et al v. A.B.C.E. Wholesale, et al	Plaintiff	Denied	4.57	10/24/1990
9:90cv04190	Champion Products In, et al v. Various John Does, et al	Plaintiff	Granted	0.00	1/6/1992
9:91cv01478	Panther Systems II, et al v. Panther Computer, et al	Plaintiff	Granted	3.16	12/2/1991
9:91cv01826	Bristol-Myers Squibb v. McNeil-P.P.C., Inc.	Plaintiff	Granted in part, Denied in Part	7.83	2/20/1992
9:91cv04126	Romm Art Creations, et al v. Simcha International, et al	Plaintiff	Granted	4.87	3/19/1992
9:92cv02270	Brockum Company v. Does2270 (1-100), et al	Plaintiff	Granted	0.39	5/26/1992
9:92cv02476	Philip Morris Inc v. Rotter, et al	Plaintiff	Granted	0.16	6/1/1992
9:93cv02557	Hallmark Cards, Inc. v. Write Things, Inc., et al	Plaintiff	Granted	0.39	6/21/1993
9:93cv04068	Benjamin Moore & Co. v. Project Fire Safety, et al	Plaintiff	Granted	0.49	4/1/1994
9:95cv03113	Proctor & Gamble Co., et al v. Quality King Dist., et al	Plaintiff	Granted	0.00	8/18/1995
9:96cv04013	Sun Hill Industries v. Easter Unlimited Inc, et al	Plaintiff	Granted	0.00	8/14/1996
0:92cv03959	Reed Elsevier, Inc, et al v. Who's Who Worldwide	Plaintiff	Granted	0.00	9/4/1992
2:07cv01715	PAT Franchise Systems, Inc. v. El Paisano, Inc. et al	Plaintiff	Granted	0.56	5/12/2007
9:90cv04190	Champion Products In, et al v. Various John Does, et al	Plaintiff	Granted	0.00	1/6/1992
2:09cv02297	Phish, Inc. v. Various John Does et al	Plaintiff	Granted	0.00	6/23/2009

Townes, Sandra

Total Decisions: 4

Total Granted: 2

Total Denied: 2

Total Granted in Part, Denied in Part: 0

Overall Win Rate: 50.0%

Average Time to Decision: 1.8 months from motion filing

Case Number	Case Name	Movant	Decision	Pendency (months)	Decision Date
1:06cv02422	Coordinadora Mercantil, S.A. v. Coordinadora Mercantil Corporation	Plaintiff	Granted	0.86	1/8/2007
1:07cv02077	A \$49.95 Any Sewer or Drain, Inc. v. \$49.99 Sewer Man, Inc. et al	Plaintiff	Denied	3.03	8/31/2007
1:07cv02077	A \$49.95 Any Sewer or Drain, Inc. v. \$49.99 Sewer Man, Inc. et al	Plaintiff	Denied	2.99	8/31/2007
1:12cv03984	Icrave, LLC v. Icrave Yogurt LLC et al	Plaintiff	Granted	0.20	8/20/2012

Weinstein, Jack

Total Decisions: 3

Total Granted: 3

Total Denied: 0

Total Granted in Part, Denied in Part: 0

Overall Win Rate: 100.0%

Average Time to Decision: 0.6 months from motion filing

Case Number	Case Name	Movant	Decision	Pendency (months)	Decision Date
1:90cv01842	Para Laboratories v. Adolfo House, et al	Plaintiff	Granted	0.07	6/13/1990
1:09cv02470	Soil Solutions, Inc. v. Soilsolution Industries Inc. et al	Plaintiff	Granted	1.48	11/9/2009
1:12cv01877	Sunrise Sun-Ripened Tomatoes, Inc. v. Bostonia Produce, Inc. et al	Plaintiff	Granted	0.30	5/2/2012

Wexler, Leonard

Total Decisions: 7

Total Granted: 6

Total Denied: 1

Total Granted in Part, Denied in Part: 0

Overall Win Rate: 85.7%

Average Time to Decision: 3.4 months from motion filing

Case Number	Case Name	Movant	Decision	Pendency (months)	Decision Date
0:91cv01117	American Express Co. v. American Express Lim, et al	Plaintiff	Granted	3.88	9/3/1991
0:91cv02967	Optical Xpressions, et al v. Vetri, et al	Plaintiff	Granted	1.28	9/17/1991
2:01cv05586	Arthur Murray Int'l v. Smith, et al	Plaintiff	Granted	1.12	9/20/2001
2:01cv05586	Arthur Murray Int'l v. Smith, et al	Plaintiff	Granted	10.79	3/31/2003
0:95cv00656	Independent Living, et al v. Maxi-Aids, Inc., et al	Plaintiff	Denied	5.23	7/24/1995
2:09cv00922	Brothers Entertainment Merchandising, Inc. v. Various John Does et al	Plaintiff	Granted	0.59	3/23/2009
2:10cv04926	Black Sheep Television, LTD. v. Town of Islip	Defendant	Granted	0.76	12/3/2010

New York Northern

The dockets of trademark cases in New York Northern were examined to identify decisions on contested preliminary injunction motions. The number of decisions found, the number granted, and the number denied are as follows:

Total Decisions: 49

Total Granted: 22 Plaintiff Granted: 22 Defendant Granted: 0

Total Denied: 19 Plaintiff Denied: 19 Defendant Denied: 0

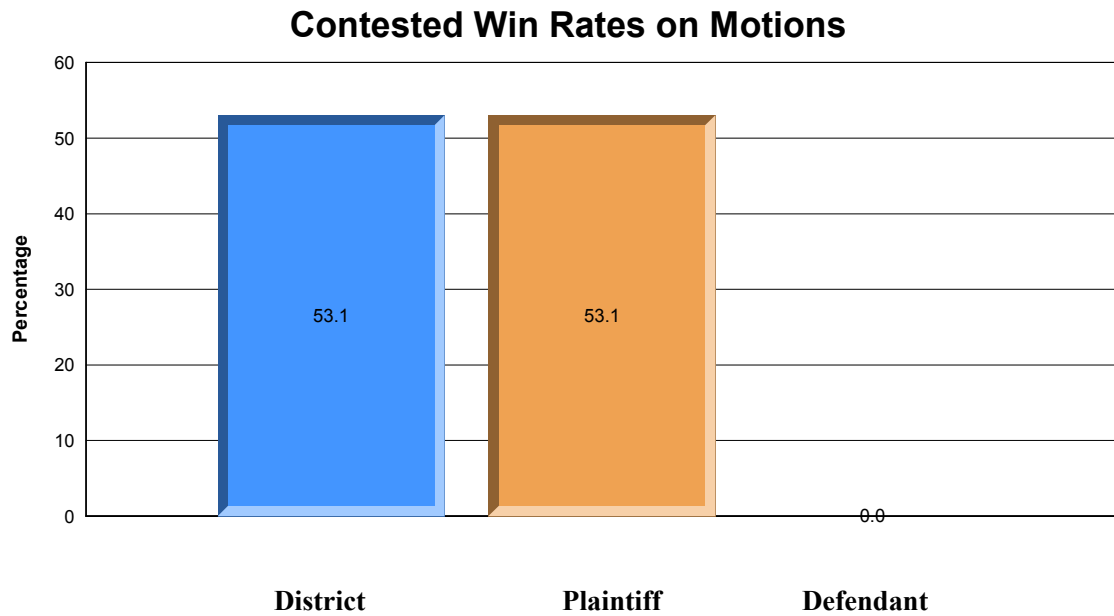
Total Granted in Part, Denied in Part: 8 Plaintiff Granted in Part: 8

Defendant Granted in Part: 0

Plaintiff Win Rate: 53.1%

Defendant Win Rate: 0.0%

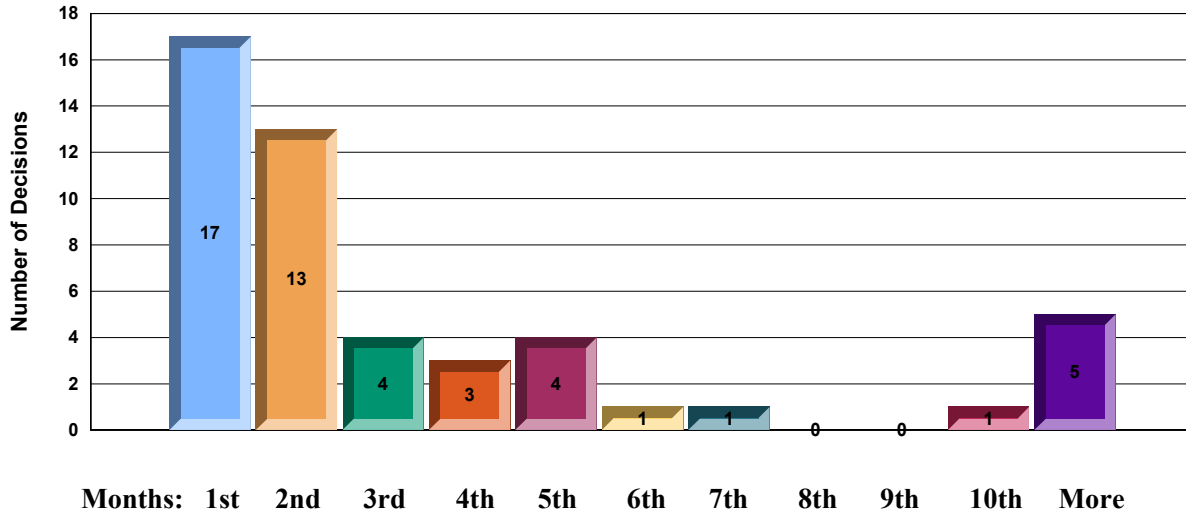
Overall Win Rate: 53.1%



The average time from motion filing to decision was 2.9 months from motion filing. The distribution of times to decision for these motions is illustrated in the chart below.

Distribution of Decisions

For New York Northern



Hurd, David

Total Decisions: 9

Total Granted: 4

Total Denied: 3

Total Granted in Part, Denied in Part: 2

Overall Win Rate: 55.6%

Average Time to Decision: 2.5 months from motion filing

Case Number	Case Name	Movant	Decision	Pendency (months)	Decision Date
1:00cv01781	SQP, Inc. v. Sirrom Sales, Inc., et al	Plaintiff	Granted	0.07	11/22/2000
1:00cv01895	Nationwide Tarps v. Midwest Canvas Corpo	Plaintiff	Denied	14.01	10/17/2002
1:00cv01895	Nationwide Tarps v. Midwest Canvas Corpo	Plaintiff	Denied	3.62	1/29/2003
1:01cv01331	Ramada Franchise v. Boychuk, et al	Plaintiff	Granted	1.05	1/15/2002
1:01cv01415	Sealy Technology LLC, et al v. Advanced Comfort Inc	Plaintiff	Granted	0.66	10/2/2001
1:02cv00687	IPS Corporation v. Zenith Industries	Plaintiff	Denied	0.00	8/5/2002
1:02cv01568	Kadant, Inc. v. Seeley Machine Inc., et al	Plaintiff	Granted in part, Denied in Part	1.35	1/30/2003
1:99cv02207	Realty Executives v. Junatane, Inc., et al	Plaintiff	Granted	1.61	3/27/2000
1:05cv01281	Kopyc et al v. Metlife, Inc. et al	Plaintiff	Granted in part, Denied in Part	0.00	1/20/2006

Kahn, Lawrence

Total Decisions: 11

Total Granted: 7

Total Denied: 4

Total Granted in Part, Denied in Part: 0

Overall Win Rate: 63.6%

Average Time to Decision: 2.9 months from motion filing

Case Number	Case Name	Movant	Decision	Pendency (months)	Decision Date
1:00cv00357	Garden Way Inc. v. The Home Depot Inc., et al	Plaintiff	Granted	1.18	4/18/2000
1:00cv01405	Aanstadt-Das, Inc., et al v. Creighton, et al	Plaintiff	Denied	0.53	10/12/2000
1:03cv00345	Sunward Electronics v. McDonald, et al	Plaintiff	Granted	1.02	4/24/2003
1:97cv00989	Richmark Interna'l. v. Specialty Systems, et al	Plaintiff	Denied	11.28	1/20/1999
1:97cv01328	Roach Organization v. Plato Software Corp., et al	Plaintiff	Granted	0.23	9/18/1997
1:97cv01409	Westelcom Communica v. Appleby, et al	Plaintiff	Granted	1.22	11/7/1997
1:97cv01564	Dunkin' Donuts Inc. v. Barrett, et al	Plaintiff	Denied	2.60	1/16/1998
1:97cv01632	Activewear Associate, et al v. Various John Does, et al	Plaintiff	Granted	0.10	11/10/1997
5:96cv02025	Chicago Pneumatic v. Hy-Tech Machine	Plaintiff	Denied	2.14	3/14/1997
1:05cv01208	The Fusco Group Inc. et al v. Loss Consultants International, Ltd.	Plaintiff	Granted	11.18	9/29/2006
1:00cv00873	Capital Svcs. of NY v. E-Poxy Industries, et al	Plaintiff	Granted	0.03	6/9/2000

McAvoy, Thomas

Total Decisions: 13

Total Granted: 4

Total Denied: 4

Total Granted in Part, Denied in Part: 5

Overall Win Rate: 50.0%

Average Time to Decision: 2.0 months from motion filing

Case Number	Case Name	Movant	Decision	Pendency (months)	Decision Date
1:00cv00517	Dunkin Donuts Incorp v. Albireh Donuts, Inc., et al	Plaintiff	Granted	0.82	4/28/2000
1:04cv00169	Talmi et al v. Lee et al	Plaintiff	Granted in part, Denied in Part	0.33	3/8/2004
1:94cv00992	Woodstock Ventures, et al v. Does, et al	Plaintiff	Granted	0.13	8/12/1994
1:95cv00819	Grateful Dead Prod., et al v. Does 1 through 500	Plaintiff	Granted	1.05	7/17/1995
1:99cv01192	Worldwide Sport Nutr v. Five Star Brands	Plaintiff	Granted in part, Denied in Part	1.74	10/26/1999
3:92cv00981	HGI Marketing v. PepsiCo, Inc., et al	Plaintiff	Denied	3.16	11/11/1992
3:93cv00391	Hester Industries v. Tyson Foods, Inc.	Plaintiff	Denied	4.41	5/18/1995
1:00cv00873	Capital Svcs. of NY v. E-Poxy Industries, et al	Plaintiff	Granted in part, Denied in Part	2.34	1/26/2001
1:03cv00976	NXIVM Corporation, et al v. The Ross Institute, et al	Plaintiff	Granted in part, Denied in Part	1.12	9/9/2003
1:99cv00163	Hoffmann-LaRoche Inc v. Medisca, Inc., et al	Plaintiff	Denied	0.89	3/3/1999
3:08cv00718	Enjoy the City North, Inc. et al v. Stranger et al	Plaintiff	Granted in part, Denied in Part	1.84	8/28/2008
3:08cv00820	Volkswagen AG et al v. V.W. Parts, Inc. et al	Plaintiff	Granted	1.32	9/8/2008
1:10cv00625	Morgan et al v. Wagemann et al	Plaintiff	Denied	6.38	3/16/2011

McCurn, Neal

Total Decisions: 3

Total Granted: 1

Total Denied: 2

Total Granted in Part, Denied in Part: 0

Overall Win Rate: 33.3%

Average Time to Decision: 5.6 months from motion filing

Case Number	Case Name	Movant	Decision	Pendency (months)	Decision Date
5:90cv00320	Dalton Enterprises v. Copeland Coating, et al	Plaintiff	Denied	13.42	6/28/1991
5:90cv01189	Critical Vac Filtn. v. Northland Filter Sys, et al	Plaintiff	Denied	3.39	6/24/1991
5:92cv00071	Winterland Consess., et al v. Does, et al	Plaintiff	Granted	0.00	1/17/1992

Mordue, Norman

Total Decisions: 3

Total Granted: 1

Total Denied: 2

Total Granted in Part, Denied in Part: 0

Overall Win Rate: 33.3%

Average Time to Decision: 2.3 months from motion filing

Case Number	Case Name	Movant	Decision	Pendency (months)	Decision Date
1:03cv01068	Mussman, et al v. Scalera, et al	Plaintiff	Denied	0.86	10/6/2003
5:97cv00845	Arby's, Inc. v. B&R Management, et al	Plaintiff	Denied	5.72	8/31/2000
5:06cv00111	Hinerwadel's Inc. v. Isadore A. Rapasadi & Sons, Inc. et al	Plaintiff	Granted	0.33	2/6/2006

Scullin, Frederick

Total Decisions: 7

Total Granted: 3

Total Denied: 3

Total Granted in Part, Denied in Part: 1

Overall Win Rate: 50.0%

Average Time to Decision: 5.4 months from motion filing

Case Number	Case Name	Movant	Decision	Pendency (months)	Decision Date
1:01cv00626	Saratoga Beverage v. PJ's Bar-B-Que, Inc., et al	Plaintiff	Denied	9.41	2/7/2002
1:95cv00774	Trustco Bank, N.A. v. Glen Falls Nat'l	Plaintiff	Denied	4.14	11/3/1995
1:98cv01809	Go Ahead, Inc. v. Hollywood Entertain, et al	Plaintiff	Denied	4.57	7/19/1999
5:92cv00510	Cooperstown Bat v. Florczak, et al	Plaintiff	Granted	1.32	7/13/1992
5:95cv00492	L. & J.G. Stickley v. Canal Dover	Plaintiff	Granted	2.43	7/7/1995
5:01cv01806	Welch Allyn, Inc. v. Tyco Int'l Services, et al	Plaintiff	Granted in part, Denied in Part	4.97	5/14/2002
7:10cv00955	American Honda Motor Co., Inc. v. V.M. Paolozzi Imports, Inc. et al	Plaintiff	Granted	11.09	12/13/2011

Sharpe, Gary

Total Decisions: 3

Total Granted: 2

Total Denied: 1

Total Granted in Part, Denied in Part: 0

Overall Win Rate: 66.7%

Average Time to Decision: 0.7 months from motion filing

Case Number	Case Name	Movant	Decision	Pendency (months)	Decision Date
1:05cv00993	Matcal, Inc. et al v. McPherson, et al.	Plaintiff	Granted	1.55	11/21/2005
8:05cv01409	PAR Electrical Contractors, Inc. v. Atkins	Plaintiff	Denied	0.43	11/23/2005
1:10cv00295	JTH Tax, Inc. v. Gouneh et al	Plaintiff	Granted	0.00	3/26/2010

New York Southern

The dockets of trademark cases in New York Southern were examined to identify decisions on contested preliminary injunction motions. The number of decisions found, the number granted, and the number denied are as follows:

Total Decisions: 429

Total Granted: 285 Plaintiff Granted: 280 Defendant Granted: 5

Total Denied: 127 Plaintiff Denied: 110 Defendant Denied: 17

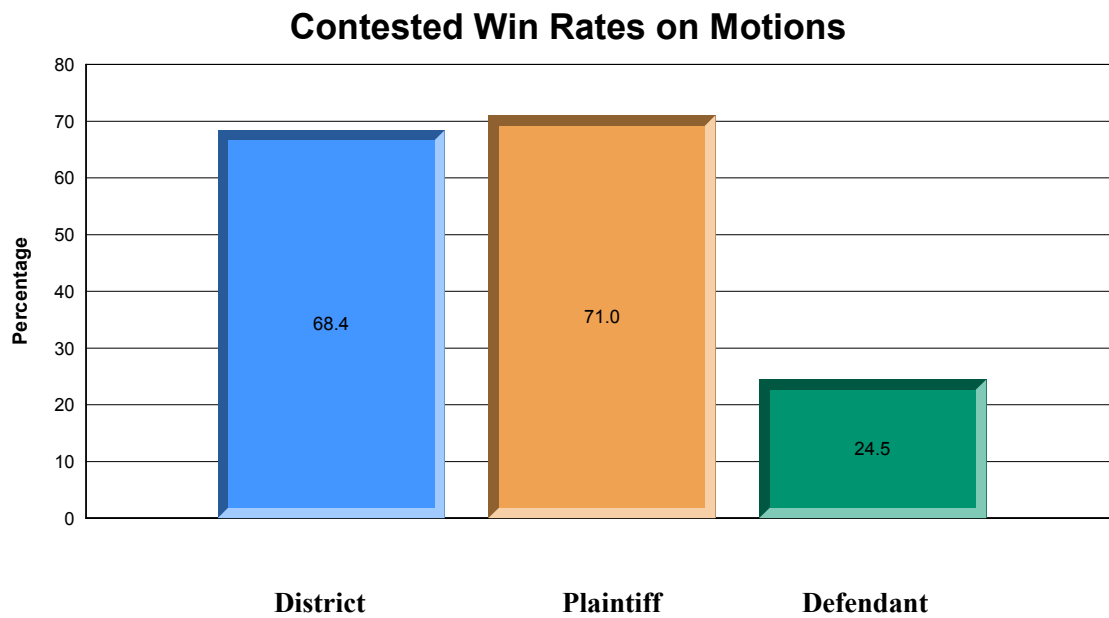
Total Granted in Part, Denied in Part: 17 Plaintiff Granted in Part: 14

Defendant Granted in Part: 2

Plaintiff Win Rate: 71.0%

Defendant Win Rate: 24.5%

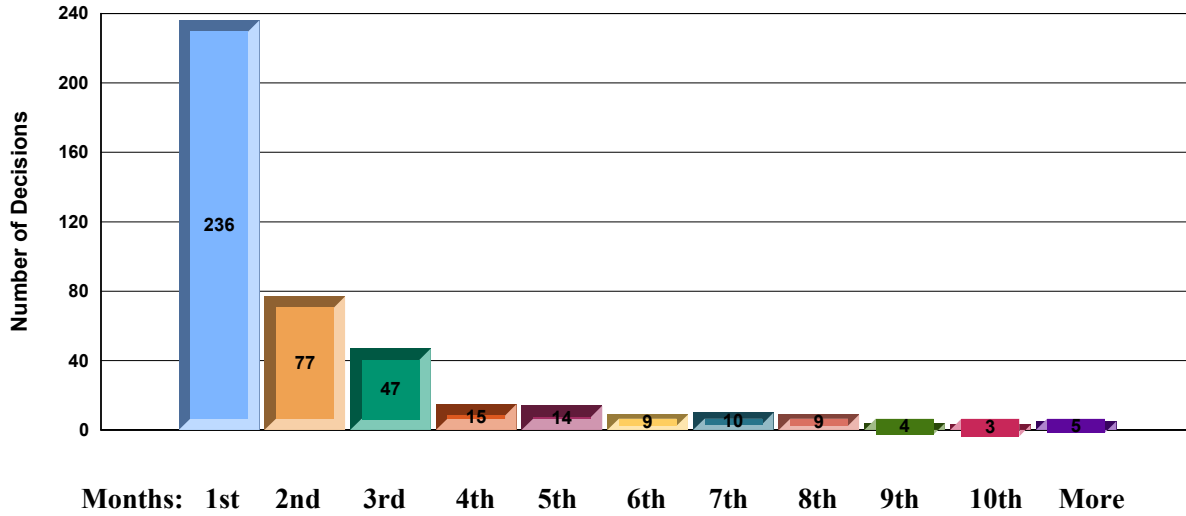
Overall Win Rate: 68.4%



The average time from motion filing to decision was 1.7 months from motion filing. The distribution of times to decision for these motions is illustrated in the chart below.

Distribution of Decisions

For New York Southern



Baer, Harold

Total Decisions: 24

Total Granted: 14

Total Denied: 9

Total Granted in Part, Denied in Part: 1

Overall Win Rate: 60.4%

Average Time to Decision: 1.6 months from motion filing

Case Number	Case Name	Movant	Decision	Pendency (months)	Decision Date
1:00cv01756	The Prudential Ins., et al v. Aashwani Realty, et al	Plaintiff	Granted	0.20	3/14/2000
1:00cv09073	Chatham Imports v. Grosch Intl., et al	Plaintiff	Denied	0.13	1/9/2001
1:01cv01881	Origins Natural, et al v. Kotler, et al	Plaintiff	Denied	1.97	5/8/2001
1:02cv09087	Cooper Technologies, et al v. Plunkett & Lynch, et al	Plaintiff	Granted	0.13	11/18/2002
1:05cv04317	Philip Morris USA Inc. v. Sanchez et al	Plaintiff	Granted	2.86	8/1/2005
1:05cv04954	Dow Jones & Company, Inc. v. International Securities Exchange Inc. et al	Plaintiff	Denied	3.29	9/1/2005
1:95cv02523	The Procter & Gamble, et al v. Kilmartin Enterprise, et al	Plaintiff	Granted	0.79	5/11/1995
1:95cv08872	The Estate of John L v. Screen Creations, et al	Plaintiff	Denied	7.37	9/10/1996
1:95cv09386	Warnervision Enter. v. Empire of Carolina, et al	Plaintiff	Granted	3.26	2/15/1996
1:95cv09386	Warnervision Enter. v. Empire of Carolina, et al	Defendant	Denied	2.40	2/15/1996
1:97cv05031	Otokoyama Co. Ltd. v. Wine of Japan Import, et al	Plaintiff	Granted	4.01	11/17/1997
1:97cv05532	Accocella v. Revlon Consumer Prod	Plaintiff	Denied	0.43	8/11/1997
1:97cv05879	Time, Inc. v. Petersen Publishing	Defendant	Denied	0.92	9/25/1997
1:97cv06489	PolyGram Merchandise, et al v. NY Wholesale Co., et al	Plaintiff	Granted in part, Denied in Part	4.87	7/9/1998
1:98cv02630	Ramada Franchise, et al v. Beccaria Family Tr., et al	Plaintiff	Granted	0.00	5/8/1998
1:03cv10258	Christian v. Alloy, Inc. et al	Plaintiff	Denied	1.61	5/11/2004
1:98cv03284	CMT Fashions (HK) v. CMT Fashions, et al	Defendant	Granted	0.43	5/27/1998
1:02cv06198	Bravado Intl., et al v. Does, et al	Plaintiff	Granted	0.49	8/20/2002
1:05cv06315	Faberware Licensing Company LLC v. Lifetime Hoan Corporation	Plaintiff	Granted	0.36	7/22/2005
1:02cv06277	Devils Films, Inc, et al v. Kisma Video, Inc, et, et al	Plaintiff	Granted	0.79	9/19/2002
1:97cv06489	PolyGram Merchandise, et al v. NY Wholesale Co., et al	Plaintiff	Granted	0.20	9/11/1997
1:99cv11385	BIC Corporation, et al v. Far Eastern Source	Plaintiff	Denied	1.78	11/13/2000

1:97cv06489	PolyGram Merchandise, et al v. NY Wholesale Co., et al	Plaintiff	Granted	0.00	9/11/1997
1:11cv08242	True Religion Apparel, Inc. et al. v. Xiaokang Lee et al.	Plaintiff	Granted	0.46	12/2/2011

Batts, Deborah

Total Decisions: 13

Total Granted: 9

Total Denied: 3

Total Granted in Part, Denied in Part: 1

Overall Win Rate: 73.1%

Average Time to Decision: 2.1 months from motion filing

Case Number	Case Name	Movant	Decision	Pendency (months)	Decision Date
1:00cv04681	Greenpoint Financial v. Sperry & Hutchinson, et al	Plaintiff	Denied	2.93	9/20/2000
1:01cv02950	Diarama Trading Co. v. J. Walter Thompson, et al	Plaintiff	Denied	5.63	11/1/2001
1:02cv04630	Brown v. Quiniou, et al	Plaintiff	Denied	0.07	6/19/2002
1:02cv07662	Virgin Enterprises v. Virgin Rentals, et al	Plaintiff	Granted	0.00	11/5/2002
1:02cv08043	1-800 Contacts, Inc. v. WHENU.com, Inc., et al	Plaintiff	Granted in part, Denied in Part	14.44	12/22/2003
1:04cv10124	Spirit New York, LLC v. Erguder et al	Plaintiff	Granted	0.00	12/27/2004
1:95cv09358	Tommy Hilfiger, et al v. Tee's Avenue Inc., et al	Plaintiff	Granted	0.99	12/16/1995
1:04cv08822	Megadeth, Inc. v. Does et al	Plaintiff	Granted	0.30	11/17/2004
1:09cv09705	Sulzer Mixpac Usa, Inc. et al v. Shanghai NSJ Hardware Ltd. et al	Plaintiff	Granted	0.76	12/23/2009
1:09cv09705	Sulzer Mixpac Usa, Inc. et al v. Shanghai NSJ Hardware Ltd. et al	Plaintiff	Granted	0.76	12/23/2009
1:10cv02911	Gucci America, Inc. et al v. Bagsmerchant, LLC et al	Plaintiff	Granted	1.35	5/23/2010
1:10cv09336	Tory Burch LLC, et al v. Yong Sheng International Trade Co., Ltd, et al	Plaintiff	Granted	0.00	1/4/2011
1:10cv08911	Sulzer Mixpac Usa, Inc. et al v. Crown Dentalsply Inc. et al	Plaintiff	Granted	0.03	11/30/2010

Berman, Richard

Total Decisions: 3

Total Granted: 2

Total Denied: 1

Total Granted in Part, Denied in Part: 0

Overall Win Rate: 66.7%

Average Time to Decision: 3.6 months from motion filing

Case Number	Case Name	Movant	Decision	Pendency (months)	Decision Date
1:05cv04429	V&S Vin & Spirit Aktiebolag (Publ) v. Absolute Publishing, USA Inc.	Plaintiff	Denied	8.26	1/25/2006
1:06cv01490	The Bag Lady, Inc. v. Accessory Network Group, LLC. et al	Plaintiff	Granted	0.00	3/3/2006
1:07cv01784	Pitbull Productions, Inc. v. Alpha Red, Inc. et al	Plaintiff	Granted	2.47	5/15/2007

Briccetti, Vincent

Total Decisions: 1

Total Granted: 0

Total Denied: 1

Total Granted in Part, Denied in Part: 0

Overall Win Rate: 0.0%

Average Time to Decision: 4.8 months from motion filing

Case Number	Case Name	Movant	Decision	Pendency (months)	Decision Date
7:12cv01467	Flat Rate Movers, Ltd. v. Flat Rate Movers Inc. et al	Plaintiff	Denied without Prejudice	4.84	10/5/2012

Buchwald, Naomi

Total Decisions: 10

Total Granted: 7

Total Denied: 1

Total Granted in Part, Denied in Part: 2

Overall Win Rate: 80.0%

Average Time to Decision: 1.7 months from motion filing

Case Number	Case Name	Movant	Decision	Pendency (months)	Decision Date
1:01cv09100	Jones Investment Co. v. Chic Lady, Ltd., et al	Plaintiff	Granted	0.30	11/14/2001
1:01cv09788	Circle Line, et al v. Circle Line-Statue	Plaintiff	Denied	5.03	4/15/2002
1:02cv06915	Register.com, Inc. v. Domain Registry, et al	Plaintiff	Granted in part, Denied in Part	3.36	12/27/2002
1:03cv01287	Ramp Associates, et al v. Lomax Industries, et al	Plaintiff	Granted	0.53	3/14/2003
1:03cv01287	Ramp Associates, et al v. Lomax Industries, et al	Plaintiff	Granted	2.80	6/19/2003
1:04cv06743	PRL USA Holdings v. Ashley Reed Trading, Inc.	Plaintiff	Granted	1.32	1/10/2005
1:03cv05536	NBA, et al v. Design Management, et al	Plaintiff	Granted	0.13	8/12/2003
1:11cv04976	Tiffany (NJ) LLC et al v. Forbse et al	Plaintiff	Granted	0.46	8/3/2011
1:11cv05013	Ardis Health, LLC et al v. Nankivell	Plaintiff	Granted in part, Denied in Part	2.37	10/19/2011
1:11cv01987	Coach, Inc., et al v. Pettie	Plaintiff	Granted	0.39	4/12/2011

Castel, P.

Total Decisions: 12

Total Granted: 9

Total Denied: 3

Total Granted in Part, Denied in Part: 0

Overall Win Rate: 75.0%

Average Time to Decision: 1.5 months from motion filing

Case Number	Case Name	Movant	Decision	Pendency (months)	Decision Date
1:03cv09663	Lorillard Tobacco Company v. Banga Bazar et al	Plaintiff	Granted	0.46	12/19/2003
1:04cv02915	Strange Music, Inc. v. Strange Music, Inc. et al	Plaintiff	Denied	1.15	7/1/2004
1:04cv05218	Fruit-Ices Corporation v. Coolbrands International Incorporated et al	Plaintiff	Granted	0.46	8/20/2004
1:04cv09042	Marvel Enterprises, Inc. et al v. Blaze et al	Plaintiff	Granted	1.18	12/23/2004
1:05cv00112	McGraw-Hill Companies, Inc. v. International Securities Exchange, Inc. et al	Plaintiff	Granted	7.83	9/1/2005
1:05cv03960	Metlife, Inc. et al v. Metropolitan National Bank	Plaintiff	Granted	1.38	6/22/2005
1:08cv05001	Tedesco et al v. Konior et al	Plaintiff	Granted	0.33	6/9/2008
1:10cv08663	Gosmile, Inc. v. Levine, D.M.D. P.C. et al	Plaintiff	Denied	2.50	3/7/2011
1:11cv02152	Harris v. Fairweather et al	Plaintiff	Granted	0.99	4/28/2011
1:11cv06347	Bayer Healthcare LLC v. CIPLA Ltd. et al	Plaintiff	Granted	1.64	11/3/2011
1:11cv08911	The National Football League et al v. Lee et al	Plaintiff	Granted	0.00	12/14/2011
1:12cv08907	God, Gold And Moore LLC v. Nike, Inc. et al	Plaintiff	Denied	0.39	12/19/2012

Cedarbaum, Miriam

Total Decisions: 8

Total Granted: 5

Total Denied: 3

Total Granted in Part, Denied in Part: 0

Overall Win Rate: 62.5%

Average Time to Decision: 1.4 months from motion filing

Case Number	Case Name	Movant	Decision	Pendency (months)	Decision Date
1:05cv09875	Chloe et al v. Veal et al	Plaintiff	Granted	0.92	1/19/2006
1:01cv05325	Mattel, Inc. v. Elufa Fashion Inc., et al	Plaintiff	Granted	0.00	6/25/2001
1:95cv08108	Radio City Music, et al v. Lisanby	Defendant	Denied	0.63	10/24/1995
1:95cv10715	Deering Precision v. Surprise Gift Shop, et al	Plaintiff	Granted	1.09	1/23/1996
1:96cv00678	Chanel, Inc., et al v. Various John Does, et al	Plaintiff	Granted	0.00	2/15/1996
1:97cv01315	Ushodaya Enterprises v. V.R.S. International, et al	Plaintiff	Denied	7.50	5/5/1998
1:00cv06395	National Audubon v. Telebrands Corp., et al	Plaintiff	Granted	0.07	8/30/2000
1:08cv00392	Nieberg et al v. Nieberg Midwood Chapel Inc. et al	Plaintiff	Denied	0.99	4/23/2008

Cote, Denise

Total Decisions: 12

Total Granted: 9

Total Denied: 3

Total Granted in Part, Denied in Part: 0

Overall Win Rate: 75.0%

Average Time to Decision: 0.7 months from motion filing

Case Number	Case Name	Movant	Decision	Pendency (months)	Decision Date
1:06cv03986	Nevada Apparel Corp v. Arcadia Group Brands Limited	Defendant	Granted	0.03	7/13/2006
1:02cv01675	British Airways PLC v. First Class Travel, et al	Plaintiff	Granted	2.89	5/31/2002
1:02cv01675	British Airways PLC v. First Class Travel, et al	Plaintiff	Granted	2.07	5/20/2002
1:94cv07541	Fila U.S.A, Inc., et al v. Mira Sportswear, et al	Plaintiff	Granted	0.16	10/18/1995
1:97cv08209	Rado Watch Company, et al v. ABC CO. (1-25), et al	Plaintiff	Granted	0.99	12/18/1997
1:99cv01924	Robi, Ltd. v. Proksch, et al	Plaintiff	Granted	0.39	3/31/1999
1:04cv01325	LookNoMore, Inc. v. Machrotech, L.L.C.	Plaintiff	Denied	0.00	2/20/2004
1:04cv09610	L'Koral v Chic Lady, Ltd.	Plaintiff	Granted	0.00	12/22/2004
1:97cv04703	Blimpie Associates v. Bronx Butter & Eggs, et al	Plaintiff	Granted	0.76	7/25/1997
1:99cv04627	NFL, et al v. Coors Brewing Co., et al	Plaintiff	Denied	0.00	7/1/1999
1:08cv08535	M+J Savitt, Inc. et al v. Savitt et al	Plaintiff	Denied	0.30	2/4/2009
1:12cv01623	Hermes International et al v. John Doe 1 et al	Plaintiff	Granted	0.49	3/21/2012

Crotty, Paul

Total Decisions: 5

Total Granted: 1

Total Denied: 4

Total Granted in Part, Denied in Part: 0

Overall Win Rate: 20.0%

Average Time to Decision: 2.1 months from motion filing

Case Number	Case Name	Movant	Decision	Pendency (months)	Decision Date
1:06cv00034	Procter & Gamble Pharmaceuticals Inc. et al v. Hoffman-La Roche Inc. et al	Plaintiff	Denied	7.57	9/6/2006
1:06cv11429	Harkavi et al v. Tagnes, Ltd. et al	Plaintiff	Denied	1.05	11/28/2006
1:07cv05785	Karam Prasad LLC v. Cache, Inc.	Plaintiff	Granted	0.46	8/24/2007
1:07cv06877	Myron Corp. v. Holland USA, Inc.	Plaintiff	Denied	0.72	10/16/2007
1:12cv00144	Florence Paper Corporation v. Shamah et al	Plaintiff	Denied	0.46	1/23/2012

Daniels, George

Total Decisions: 13

Total Granted: 6

Total Denied: 6

Total Granted in Part, Denied in Part: 1

Overall Win Rate: 50.0%

Average Time to Decision: 1.5 months from motion filing

Case Number	Case Name	Movant	Decision	Pendency (months)	Decision Date
1:05cv10899	Pretty Girl, Inc. v. Purdy Girl Stores et al	Plaintiff	Denied	3.95	5/12/2006
1:05cv10484	Robesierre, Inc. v. eBay Inc. et al	Plaintiff	Denied	2.50	3/30/2006
1:05cv09813	The City of New York v. City Mrchandise, Inc. et al	Plaintiff	Granted	2.63	2/9/2006
1:05cv09813	The City of New York v. City Mrchandise, Inc. et al	Plaintiff	Granted	2.63	2/9/2006
1:02cv07847	Gruner + Jahr U.S.A. v. Best of Boulder, et al	Plaintiff	Granted	0.20	10/9/2002
1:02cv06243	Media Group, Inc. v. Telebrands Corp.	Plaintiff	Denied	2.17	10/25/2002
1:02cv09725	Hugh Lauter Levin v. K & Company, LLC	Plaintiff	Denied	0.30	12/18/2002
1:03cv10078	Pepe Jeans London, LLC., and Jean Design, LTD., v. Alex, Inc., et al	Plaintiff	Granted	1.02	1/22/2004
1:04cv05082	Freedom Fund, Inc. v. Pelangi Events et al	Plaintiff	Denied	0.13	7/23/2004
1:99cv10199	PRL USA Holdings v. M&A Marketing Corp., et al	Defendant	Granted in part, Denied in Part	0.66	5/17/2001
1:09cv06267	Farber v. Dana-Farber Cancer Institute, Inc.	Defendant	Denied	1.15	10/20/2009
1:11cv02183	Tiffany (NJ) LLC et al v. Dong et al	Plaintiff	Granted	0.89	4/26/2011
1:10cv06811	YA IP Holdings, LLC v. Levits Furniture Warehouse Corp. et al	Plaintiff	Granted	1.15	1/25/2011

Forrest, Katherine

Total Decisions: 3

Total Granted: 2

Total Denied: 1

Total Granted in Part, Denied in Part: 0

Overall Win Rate: 66.7%

Average Time to Decision: 1.2 months from motion filing

Case Number	Case Name	Movant	Decision	Pendency (months)	Decision Date
1:12cv03699	Jill Stuart (ASIA) LLC et al v. Sanei International Co., Ltd. et al	Plaintiff	Denied	1.94	10/1/2012
1:12cv08083	Celente et al v. Google Inc. et al	Plaintiff	Granted	1.12	12/11/2012
1:12cv04443	Richemont North America, Inc. et al v. Huang et al	Plaintiff	Granted	0.63	7/17/2012

Gardephe, Paul

Total Decisions: 5

Total Granted: 4

Total Denied: 1

Total Granted in Part, Denied in Part: 0

Overall Win Rate: 80.0%

Average Time to Decision: 1.2 months from motion filing

Case Number	Case Name	Movant	Decision	Pendency (months)	Decision Date
1:09cv10288	Allstar Marketing Group, L.L.C. et al v. Davis et al	Plaintiff	Granted	1.09	3/3/2010
1:10cv06456	PRL USA Holdings, Inc. v. Kiat et al	Plaintiff	Granted	0.00	9/14/2010
1:10cv09573	Battat, Inc. v. Blue Box Toy Factory Limited	Plaintiff	Denied	4.24	6/17/2011
1:12cv02920	F.E.A., Inc. v. John Does 1-100 et al	Plaintiff	Granted	0.23	4/23/2012
1:12cv01313	F.E.A., Inc. v. John Does 1-100 et al	Plaintiff	Granted	0.30	3/2/2012

Gorenstein, Gabriel

Total Decisions: 1

Total Granted: 1

Total Denied: 0

Total Granted in Part, Denied in Part: 0

Overall Win Rate: 100.0%

Average Time to Decision: 1.2 months from motion filing

Case Number	Case Name	Movant	Decision	Pendency (months)	Decision Date
1:02cv03171	Avery Dennison Corp., et al v. Artek Sewing	Plaintiff	Granted	1.22	6/26/2002

Griesa, Thomas

Total Decisions: 27

Total Granted: 27

Total Denied: 0

Total Granted in Part, Denied in Part: 0

Overall Win Rate: 100.0%

Average Time to Decision: 2.3 months from motion filing

Case Number	Case Name	Movant	Decision	Pendency (months)	Decision Date
1:03cv00292	Weight Watchers v. Luigino's, Inc.	Plaintiff	Granted	3.95	7/3/2003
1:05cv03331	Louis Vuitton Malletier v. Carroll et al	Plaintiff	Granted	0.69	4/20/2005
1:05cv08169	Cartier International B.V. v. Geneva Quartz Watch Manufactory, Inc. et al	Plaintiff	Granted	0.00	10/4/2005
1:95cv10025	The Donna Karan Co., et al v. Various John Does, J, et al	Plaintiff	Granted	0.00	9/28/1999
1:95cv10443	Coach Leatherware, et al v. Various John Does, et al	Plaintiff	Granted	0.00	1/17/1996
1:05cv04152	Haw Par Health Care Limited et al v. Wardard China & Porcelain Inc. et al	Plaintiff	Granted	0.00	5/11/2005
1:02cv07926	Cartier Internation, et al v. Liu, et al	Plaintiff	Granted	0.13	10/11/2002
1:08cv04243	Klink v. M&H Perfumes, Inc.	Plaintiff	Granted	0.00	8/14/2008
1:01cv07805	Chanel, Inc. v. Various John Does et al	Plaintiff	Granted	0.00	10/28/2008
1:10cv09240	Burberry Limited (UK) et al v. Burberry-Scarves.com et al	Plaintiff	Granted	0.16	1/3/2011
1:09cv08656	G.A. Modefine, S.A. v. Various John Does, et al	Plaintiff	Granted	0.95	12/22/2009
1:11cv07343	Nike, Inc. v. Various John Does; Jane Does; and XYZ Companies	Plaintiff	Granted	7.66	6/21/2012
1:11cv07346	Chanel, Inc. v. Various John Does, et al.	Plaintiff	Granted	7.20	6/21/2012
1:11cv08306	Burberry Limited (US) et al v. John Doe 1 et al	Plaintiff	Granted	0.49	12/1/2011
1:12cv00479	Burberry Limited et al v. John Doe 1 et al	Plaintiff	Granted	0.56	2/10/2012
1:12cv03999	F.E.A., Inc. v. Does et al	Plaintiff	Granted	0.30	6/1/2012
1:12cv08815	Burberry Limited (US) et al v. Doe et al	Plaintiff	Granted	0.30	12/20/2012
1:01cv07807	Rolex Watch U.S.A., Inc. v. Various John Does., et al.	Plaintiff	Granted	4.38	5/8/2012
1:02cv06626	Burberry Limited v. Various John Does, Jane Does, and XYZ Companies	Plaintiff	Granted	5.82	6/21/2012
1:03cv03792	Tiffany (NJ), Inc., et al v. Various John Does, et al	Plaintiff	Granted	0.00	12/27/2011
1:03cv06195	Tag Heuer, S.A. v. Various John Does et al	Plaintiff	Granted	5.82	6/21/2012

1:06cv00711	Lacoste USA, Inc. et al v. Various John Does et al	Plaintiff	Granted	3.75	6/21/2012
1:07cv09438	Michael Kors, LLC v. Various John Does, et al.	Plaintiff	Granted	3.75	6/21/2012
1:08cv00944	Prada S.A. v. Various John Does, et al.,	Plaintiff	Granted	0.69	1/17/2012
1:09cv04684	Chloe S.A.S. et al. v. Various John Does et al	Plaintiff	Granted	5.13	6/21/2012
1:10cv02803	Hermes International et al., v. Various John Does et al.,	Plaintiff	Granted	3.75	6/21/2012
1:11cv08236	Tory Birch LLC et al v. Various John Does et al	Plaintiff	Granted	6.28	6/21/2012

Haight, Charles

Total Decisions: 8

Total Granted: 2

Total Denied: 6

Total Granted in Part, Denied in Part: 0

Overall Win Rate: 25.0%

Average Time to Decision: 5.4 months from motion filing

Case Number	Case Name	Movant	Decision	Pendency (months)	Decision Date
1:02cv07710	Downloadcard, Inc. v. Universal Music	Plaintiff	Denied	0.20	10/7/2002
1:02cv07710	Downloadcard, Inc. v. Universal Music	Plaintiff	Denied	0.33	10/7/2002
1:03cv09471	Donini International S.P.A. v. Satec (U.S.C.) LLC et al	Plaintiff	Denied	6.48	7/13/2004
1:95cv00321	Philip Morris Inc. v. Star Tobacco Corp.	Plaintiff	Granted	2.83	4/13/1995
1:98cv09172	Nastel Technologies v. Schreibman, et al	Plaintiff	Denied without Prejudice	11.41	2/15/2000
1:99cv09116	Ryan, et al v. Valpone Stamp Co.	Plaintiff	Granted	8.78	8/1/2000
2:03cv09471	Donini International S.P.A. v. Satec (U.S.C.) LLC et al	Plaintiff	Denied	6.48	7/13/2004
1:06cv14442	Pan American World Airways, Inc. v. Flight 001, Inc. et al	Plaintiff	Denied	6.97	7/13/2007

Hellerstein, Alvin

Total Decisions: 9

Total Granted: 5

Total Denied: 4

Total Granted in Part, Denied in Part: 0

Overall Win Rate: 55.6%

Average Time to Decision: 0.7 months from motion filing

Case Number	Case Name	Movant	Decision	Pendency (months)	Decision Date
1:06cv01800	Fusion Beauty Inc. v. Walgreen Company et al	Plaintiff	Denied	0.33	3/31/2006
1:00cv03694	Swatch Group (US) v. Matagorda Ventures, et al	Plaintiff	Granted	0.69	10/27/2000
1:02cv08722	D.E. Shaw & Co. v. Razor Investment	Plaintiff	Granted	1.68	1/23/2003
1:99cv08755	Penang Corp. v. Penang Grill	Plaintiff	Denied	0.30	9/3/1999
1:10cv01551	Schonbek Worldwide Lighting Inc. v. Lighting Library, LLC	Plaintiff	Granted	0.26	3/11/2010
1:10cv05966	Dashing Diva Franchise Corp. v. Kim et al	Plaintiff	Granted	0.49	8/24/2010
1:10cv06370	Ultra Records, Inc. v. Ultra Enterprises, Inc.	Plaintiff	Denied	1.02	10/28/2010
1:11cv00488	Knoll, Inc. v. Moderno, Inc. et al	Plaintiff	Denied	0.99	3/15/2012
1:12cv01181	Fried Dumpling Shan Deng Co. v. Inexpensive Delicacies Company Inc. et al	Plaintiff	Granted	0.49	3/8/2012

Jones, Barbara

Total Decisions: 12

Total Granted: 8

Total Denied: 2

Total Granted in Part, Denied in Part: 2

Overall Win Rate: 75.0%

Average Time to Decision: 2.8 months from motion filing

Case Number	Case Name	Movant	Decision	Pendency (months)	Decision Date
1:00cv05747	Register.com, Inc. v. Verio, Inc.	Plaintiff	Granted	4.11	12/11/2000
1:02cv08748	Lladro USA, Inc., et al v. DCNY, Inc., et al	Plaintiff	Granted	0.79	11/25/2002
1:03cv05425	Brentano Handbags v. Shen Po Enterprise	Plaintiff	Granted	0.49	8/7/2003
1:03cv06405	Dana Braun, Inc. v. S M L Sport Ltd.	Plaintiff	Granted in part, Denied in Part	3.03	11/25/2003
1:03cv08017	The Harry Walker v. Power Performers	Plaintiff	Granted	0.36	10/21/2003
1:04cv01952	Cielo Creations, Inc. v. Gao Da Trading Co. Ltd.	Plaintiff	Granted	1.02	4/12/2004
1:04cv10213	Novartis Animal Health US, Inc. v. LM Connelly & Sons, Pty. Ltd. et al	Plaintiff	Granted	4.87	6/15/2005
1:05cv05234	Beckerman et al v. Heiman et al	Plaintiff	Denied	1.74	12/16/2005
1:96cv05787	Novo Nordisk of NA, et al v. Eli Lilly and Co.	Plaintiff	Denied	14.93	3/12/1998
1:99cv08620	National Artist v. National Tattoo Supp, et al	Plaintiff	Granted	1.28	10/29/1999
1:96cv05787	Novo Nordisk of NA, et al v. Eli Lilly and Co.	Plaintiff	Granted in part, Denied in Part	0.92	8/30/1996
1:03cv10137	The North Face Apparel Corp. v. Tanglewood Corp. etal	Plaintiff	Granted	0.00	7/21/2008

Kaplan, Lewis

Total Decisions: 21

Total Granted: 13

Total Denied: 6

Total Granted in Part, Denied in Part: 2

Overall Win Rate: 66.7%

Average Time to Decision: 0.9 months from motion filing

Case Number	Case Name	Movant	Decision	Pendency (months)	Decision Date
1:06cv03730	Montblanc-Simplo, GMBH v. Peepchick Corp.	Plaintiff	Granted	0.20	6/15/2006
1:00cv04897	Int'l Gemmological v. Independent Gem.	Plaintiff	Denied	1.38	9/8/2000
1:01cv12742	Mister Softee, Inc. v. Valdez, et al	Plaintiff	Granted	0.72	4/16/2002
1:02cv05859	U-Haul Int'l, Inc. v. Samgreen Realty, et al	Plaintiff	Granted	0.16	7/31/2002
1:95cv08146	Bear U.S.A., Inc. v. A.J. Sheepskin, et al	Plaintiff	Granted in part, Denied in Part	1.22	11/22/1995
1:95cv10223	Bear U.S.A., Inc. v. Yi, et al	Plaintiff	Granted	0.39	12/16/1995
1:96cv03487	Tori Amos Universal v. John Does 1-100, et al	Plaintiff	Granted	0.26	5/21/1996
1:96cv07763	Aini, et al v. Sun Taiyang Co. Ltd., et al	Plaintiff	Denied	0.39	10/28/1996
1:96cv09240	Success Holdings Co. v. Trends Int'l., et al	Plaintiff	Granted	1.12	1/23/1997
1:96cv09658	Fidenza Vetraria, et al v. Group Italglass USA	Plaintiff	Granted	1.05	3/18/1997
1:97cv00574	Bear U.S.A., Inc. v. Kim, et al	Plaintiff	Granted	0.36	2/7/1997
1:98cv02853	Marcy Playground, et al v. Capitol Records, et al	Plaintiff	Denied	0.86	7/14/1998
1:99cv12271	Hernes International v. Baba-Gee Perfumes, et al	Plaintiff	Granted	0.00	1/7/2000
1:00cv03046	Sanuk Enterprises v. Grand Circle Corp., et al	Plaintiff	Denied	0.00	4/26/2000
1:97cv05131	New York Yankees v. John Does And Jane, et al	Plaintiff	Granted	1.48	8/29/1997
1:07cv00199	AB Electrolux v. Bermil Industries Corporation et al	Plaintiff	Granted	2.47	4/2/2007
1:07cv00942	Blaze Bail Bonds, Inc. v. Aaron's Bail Bonds et al	Plaintiff	Granted	0.10	2/16/2007
1:07cv05933	Richard A. Leslie Co., Inc. v. Birdie, LLC et al	Plaintiff	Denied	2.27	11/26/2007
1:10cv04272	Krispy Kreme Doughnut Corporation et al v. Satellite Donuts, LLC et al	Plaintiff	Granted	1.81	7/22/2010
1:11cv07664	Correction Officers' Benevolent Association, Inc. v. Palmieri	Plaintiff	Granted in part, Denied in Part	1.58	1/30/2012
1:09cv06872	Pretty Girl, Inc. v. A Vi Dish et al	Plaintiff	Denied	1.12	9/9/2009

Karas, Kenneth

Total Decisions: 7

Total Granted: 4

Total Denied: 3

Total Granted in Part, Denied in Part: 0

Overall Win Rate: 57.1%

Average Time to Decision: 2.7 months from motion filing

Case Number	Case Name	Movant	Decision	Pendency (months)	Decision Date
1:06cv15332	Zino Davidoff SA v. CVS Corporation	Plaintiff	Granted	5.79	6/14/2007
1:07cv02332	American Ort, Inc. v. Israel	Plaintiff	Granted	2.30	7/17/2007
7:09cv10182	Versatile Housewares & Gardening Systems Inc v. Thill Logistics Inc et al	Plaintiff	Denied without Prejudice	2.80	4/14/2010
7:09cv10182	Versatile Housewares & Gardening Systems Inc v. Thill Logistics Inc et al	Plaintiff	Denied without Prejudice	0.89	4/14/2010
7:09cv10182	Versatile Housewares & Gardening Systems Inc v. Thill Logistics Inc et al	Defendant	Denied without Prejudice	0.89	4/14/2010
7:11cv07925	Montblanc-Simplo GmbH v. Dongping et al	Plaintiff	Granted	0.33	11/17/2011
7:11cv03379	Phish, Inc. vs. Jerry Hector, et al	Plaintiff	Granted	6.22	12/7/2011

Keenan, John

Total Decisions: 5

Total Granted: 3

Total Denied: 2

Total Granted in Part, Denied in Part: 0

Overall Win Rate: 60.0%

Average Time to Decision: 1.8 months from motion filing

Case Number	Case Name	Movant	Decision	Pendency (months)	Decision Date
1:04cv02926	Coach Services, Inc. v. Khabbaz	Plaintiff	Granted	0.00	4/19/2004
1:95cv09635	Eugene Biro Corp. v. Empire Diamond Corp.	Plaintiff	Denied	2.24	8/5/1996
1:96cv09499	Lars, et al v. San Siro, Inc.	Plaintiff	Granted	5.00	5/19/1997
1:08cv06744	Dress For Success Worldwide v. Dress 4 Success	Plaintiff	Granted	1.25	12/5/2008
1:08cv06744	Dress For Success Worldwide v. Dress 4 Success	Defendant	Denied	0.76	12/5/2008

Koeltl, John

Total Decisions: 10

Total Granted: 9

Total Denied: 1

Total Granted in Part, Denied in Part: 0

Overall Win Rate: 90.0%

Average Time to Decision: 2.0 months from motion filing

Case Number	Case Name	Movant	Decision	Pendency (months)	Decision Date
1:00cv01350	UMG Recordings, Inc., et al v. Groove Records, Inc., et al	Plaintiff	Granted	0.46	3/9/2000
1:01cv07746	Brockmeyer v. The Hearst Corp., et al	Plaintiff	Denied	8.85	6/27/2002
1:03cv01664	Linkin Park LLC v. Does 1-100, et al	Plaintiff	Granted	0.00	3/14/2003
1:95cv04677	Russian Kurier Inc. v. Russian American Cou, et al	Plaintiff	Granted	2.27	9/26/1995
1:97cv08673	Toys R Us, Inc., et al v. Abir, et al	Plaintiff	Granted	1.15	12/31/1997
1:96cv06647	Les Ballets Trockade v. Trevino, et al	Plaintiff	Granted	1.25	11/1/1996
1:07cv02438	Gucci America, Inc. et al v. MyRepublicanhandbag.com et al	Plaintiff	Granted	2.96	6/25/2007
1:99cv01452	Zeneca Inc., et al v. Eli Lilly and Co.	Plaintiff	Granted	2.96	7/19/1999
1:09cv05543	Bravado International Group Merchandising Services, Inc. et al v. John Does 1-100 et al	Plaintiff	Granted	0.07	6/26/2009
1:12cv06688	The North Face Apparel Corp. v. Moler et al	Plaintiff	Granted	0.00	11/27/2012

Leisure, Peter

Total Decisions: 1

Total Granted: 0

Total Denied: 1

Total Granted in Part, Denied in Part: 0

Overall Win Rate: 0.0%

Average Time to Decision: 0.7 months from motion filing

Case Number	Case Name	Movant	Decision	Pendency (months)	Decision Date
1:96cv09721	A.V. By Versace, Inc v. Gianni Versace, S.p., et al	Plaintiff	Denied	0.66	1/28/1997

Marrero, Victor

Total Decisions: 19

Total Granted: 11

Total Denied: 7

Total Granted in Part, Denied in Part: 1

Overall Win Rate: 60.5%

Average Time to Decision: 1.3 months from motion filing

Case Number	Case Name	Movant	Decision	Pendency (months)	Decision Date
1:00cv00911	Bigstar v. Next Big Star, Inc., et al	Plaintiff	Denied	2.27	4/18/2000
1:00cv05702	Smith, et al v. Various John Does, et al	Plaintiff	Granted	0.23	8/10/2000
1:02cv08086	Singer N.V. v. Ideavillage.com, LLC	Plaintiff	Granted	0.59	11/25/2002
1:03cv00653	Ahava (USA), Inc. v. J.W.G., LTD.	Plaintiff	Granted	1.02	3/3/2003
1:03cv02428	Christopher Choc. v. Schokinag Choc.	Plaintiff	Denied without Prejudice	1.64	7/11/2003
1:03cv06739	Echo Design Group v. Zino Davidoff S.A., et al	Plaintiff	Denied	0.39	9/24/2003
1:04cv08414	Blue & White Food Products Corporation v. Shamir Food Industries, Ltd.	Plaintiff	Granted	0.03	10/27/2004
1:04cv10271	Fruit of the Loom, Inc. v. Nahum et al	Plaintiff	Granted	0.72	1/25/2005
1:05cv09493	Total Control Apparel, Inc. v. DMD International Imports, LLC et al	Plaintiff	Denied	1.74	1/10/2006
1:05cv06615	Cartier et al v. Aaron Faber, Inc. et al	Plaintiff	Granted	0.33	8/12/2005
1:07cv00651	Spanish Broadcasting System, Inc. v. Jimenez et al	Defendant	Denied	1.61	4/20/2007
1:08cv03466	E. Gluck Corporation v. Rothenhaus	Plaintiff	Granted in part, Denied in Part	4.93	11/3/2008
1:08cv09153	The Heisman Trophy Trust v. Smack Apparel Company	Plaintiff	Granted	1.15	1/12/2009
1:04cv10271	Fruit of the Loom, Inc. v. Nahum et al	Plaintiff	Granted	4.18	5/18/2005
1:09cv08800	Union of Orthodox Jewish Congregations of America v. American Food & Beverage, Inc.	Plaintiff	Granted	0.46	10/30/2009
1:09cv05750	Turn On Products, Inc. v. Mega Wear, Inc. et al	Plaintiff	Denied	0.53	7/10/2009
1:11cv00274	Act II Jewelry, LLC v. Feng	Plaintiff	Granted	0.72	2/9/2011
1:11cv02381	Christian Louboutin S.A. et al v. Yves Saint Laurent America, Inc. et al	Plaintiff	Denied	1.64	8/10/2011
1:10cv08830	Guggenheim Capital, LLC et al v. Toumei et al	Plaintiff	Granted	0.59	12/17/2010

McKenna, Lawrence

Total Decisions: 18

Total Granted: 12

Total Denied: 5

Total Granted in Part, Denied in Part: 1

Overall Win Rate: 69.4%

Average Time to Decision: 1.4 months from motion filing

Case Number	Case Name	Movant	Decision	Pendency (months)	Decision Date
1:06cv03454	VAS Industries, Inc. v. New York Sound, LLC et al	Plaintiff	Granted in part, Denied in Part	1.35	6/15/2006
1:96cv01468	Abb Merchandising Co v. John Does 1-100, et al	Plaintiff	Granted	0.36	3/11/1996
1:00cv05649	Sara Lee Corporation, et al v. Aris Industries	Plaintiff	Granted	1.45	1/25/2001
1:02cv00861	Guinness United v. Anheuser-Busch, Inc.	Plaintiff	Granted	2.37	7/12/2002
1:95cv04114	Carter-Wallace, Inc. v. Willoughby's Finest	Plaintiff	Granted	0.00	6/20/1995
1:95cv04130	The Diner, Inc., et al v. The Hon. Food Co., et al	Plaintiff	Granted	0.86	7/24/1995
1:96cv07614	Nabisco, Inc., et al v. Sloan's Supermarkets, et al	Plaintiff	Granted	0.86	12/11/1996
1:97cv04324	Fujisankei Commun. v. Claxton	Plaintiff	Granted	0.26	8/22/1997
1:98cv05448	Samoto Designs LLC v. Singh	Defendant	Denied	1.94	9/17/1999
1:98cv06686	Reed Elsevier Inc. v. Canon Communications	Plaintiff	Granted	0.82	10/20/1998
1:98cv07000	Schering Corp. v. Pfizer Inc., et al	Plaintiff	Denied	5.23	3/16/1999
1:99cv11239	First Jewellery Co., et al v. Internet Shopping, et al	Plaintiff	Granted	0.59	2/18/2000
1:01cv02228	Courtenay Comm. v. Hall, et al	Plaintiff	Denied	2.14	6/14/2001
1:94cv02322	Deere & Company v. MTD Products, Inc.	Plaintiff	Granted	3.88	7/28/1994
1:97cv04046	Phat Fashions, LLC v. Keep It Real, et al	Plaintiff	Granted	0.43	6/19/1997
1:98cv05448	Samoto Designs LLC v. Singh	Plaintiff	Denied	0.39	8/12/1998
1:08cv01464	Direct Marketing Educational Foundation v. John Wiley & Sons, Inc.	Plaintiff	Granted	0.66	3/10/2008
1:08cv03251	Multi-Vet LTD. v. Premier Pet Products, Inc.	Defendant	Denied	2.30	8/22/2008

McMahon, Colleen

Total Decisions: 5

Total Granted: 3

Total Denied: 2

Total Granted in Part, Denied in Part: 0

Overall Win Rate: 60.0%

Average Time to Decision: 2.3 months from motion filing

Case Number	Case Name	Movant	Decision	Pendency (months)	Decision Date
7:06cv06861	Lapham v. Porach	Plaintiff	Denied	7.37	4/25/2007
7:01cv06126	Shred-it America, In, et al v. Pine Ridge Associate, et al	Plaintiff	Granted	2.76	10/4/2001
7:01cv10645	AFP Imaging Corp. v. TG Group, et al	Plaintiff	Denied	0.72	12/20/2001
1:10cv01464	The New York City Triathlon, L.L.C. v. NYC Traithlon Club, Inc.	Plaintiff	Granted	0.46	3/9/2010
1:12cv07727	Lovelady et al v. Prestigiacomio	Plaintiff	Granted	0.23	10/24/2012

Oetken, James

Total Decisions: 3

Total Granted: 3

Total Denied: 0

Total Granted in Part, Denied in Part: 0

Overall Win Rate: 100.0%

Average Time to Decision: 0.5 months from motion filing

Case Number	Case Name	Movant	Decision	Pendency (months)	Decision Date
1:12cv04919	Gioconda Law Group PLLC v. Kenzie	Plaintiff	Granted	0.89	8/21/2012
1:12cv06059	Union of Orthodox Jewish Congregations of America v. Queseria Fiesta, LLC	Plaintiff	Granted	0.49	8/23/2012
1:12cv01157	GED Testing Service LLC. et al, v. Amjad Pervaiz, et al	Plaintiff	Granted	0.13	3/23/2012

Owen, Richard

Total Decisions: 15

Total Granted: 7

Total Denied: 8

Total Granted in Part, Denied in Part: 0

Overall Win Rate: 46.7%

Average Time to Decision: 2.1 months from motion filing

Case Number	Case Name	Movant	Decision	Pendency (months)	Decision Date
1:96cv09375	Tracy Evans Ltd. v. Hyunjin America, Inc, et al	Plaintiff	Granted	1.09	1/29/1997
1:04cv08153	Elmer's & Tagosei Co., et al v. Shiny Town Corporation, et al	Plaintiff	Granted	0.00	11/15/2004
1:00cv00418	ImOn Inc. v. ImaginOn, Inc.	Plaintiff	Denied	1.09	3/13/2000
1:00cv05746	Magnet Comm., LLC. v. Magnet Comm., Inc.	Defendant	Denied	12.27	9/19/2001
1:03cv08820	Dux, S.A., et al v. MegaSol Cosmetics	Plaintiff	Denied	-0.03	12/3/2003
1:04cv00493	Madison Avenue Caviarteria, Inc. v. Caviaria.com et al	Plaintiff	Granted	1.22	4/7/2004
1:04cv02447	Market Corner Realty Associates, L.L.C. et al v. CGM-GH, L.L.C. et al	Plaintiff	Denied	0.89	5/13/2004
1:05cv02242	Interactive Advertising Bureau, Inc. v. MediaPost Communications et al	Plaintiff	Denied	0.89	3/29/2005
1:96cv07272	Prudential Ins. Co., et al v. Ikonomi, et al	Plaintiff	Granted	1.38	11/20/1996
1:97cv05657	Hartz & Company, Inc v. Italia, Inc., et al	Plaintiff	Denied	6.12	3/24/1998
1:97cv05883	Playtex Products v. Gerber Products	Plaintiff	Denied	2.53	10/30/1997
1:98cv08717	Robert Half Incorp. v. Romac International	Plaintiff	Granted	0.03	12/10/1998
1:05cv01953	CELS Enterprises, Inc. v. CL Industries, LLC et al	Plaintiff	Granted	1.18	3/17/2005
1:99cv11251	The Left Bank Co. v. D. Elliman - Gibbons, et al	Plaintiff	Denied	0.69	12/7/1999
1:07cv00973	ConWest Resources et al v. Peep Show et al	Plaintiff	Granted	2.50	4/26/2007

Patterson, Robert

Total Decisions: 15

Total Granted: 8

Total Denied: 7

Total Granted in Part, Denied in Part: 0

Overall Win Rate: 53.3%

Average Time to Decision: 1.5 months from motion filing

Case Number	Case Name	Movant	Decision	Pendency (months)	Decision Date
1:97cv06393	Union Pacific RR Co. v. Zwader, L.L.C.	Plaintiff	Denied	0.49	9/17/1997
1:91cv05790	Champion Products v. Auburn Hosiery Mills	Plaintiff	Denied	6.02	2/28/1992
1:93cv04465	Calvin Klein, Inc. v. Jackie's Department, et al	Plaintiff	Granted	0.36	7/12/1993
1:95cv01966	V.I.P. Limousine v. V.I.P. Limo. Service	Plaintiff	Granted	1.12	4/26/1995
1:95cv05550	Nichols v. RTR, Inc., et al	Plaintiff	Granted	0.10	8/11/1995
1:95cv09497	Artist Management v. Worldvision Enterpri, et al	Plaintiff	Denied	0.49	12/5/1995
1:97cv01414	Telebrands Corp., et al v. E. Mishan & Sons	Plaintiff	Granted	2.01	5/7/1997
1:97cv03667	Arnold's Meat Food v. Thorn Apple Valley, et al	Plaintiff	Granted	0.36	6/3/1997
1:97cv07927	Big Brothers Sports. v. Third Rail, Inc., et al	Plaintiff	Denied	1.05	12/2/1997
1:97cv08316	Sewall v. Mills, et al	Plaintiff	Denied	0.86	12/8/1997
1:97cv08316	Sewall v. Mills, et al	Plaintiff	Denied	0.23	12/11/1997
1:98cv01935	Generation X Int'l v. No Excuses	Plaintiff	Granted	0.63	4/6/1998
1:98cv04799	Radio Channel v. Broadcast Com, Inc., et al	Plaintiff	Denied	4.97	3/8/1999
1:98cv06063	By Design Plc, et al v. All-Ways Sportswear, et al	Plaintiff	Granted	0.95	9/30/1998
1:97cv00366	Malletier, et al v. We Care Trading, et al	Plaintiff	Granted	2.17	3/24/1997

Pauley, William

Total Decisions: 16

Total Granted: 14

Total Denied: 2

Total Granted in Part, Denied in Part: 0

Overall Win Rate: 87.5%

Average Time to Decision: 0.8 months from motion filing

Case Number	Case Name	Movant	Decision	Pendency (months)	Decision Date
1:01cv00040	Chere Amie, Inc., et al v. Windstar Apparel, et al	Plaintiff	Granted	1.71	3/2/2001
1:06cv08210	Rodman & Renshaw, LLC et al v. Murray	Defendant	Denied	1.15	12/22/2006
1:07cv06491	Chloe, S.A.S. et al v. Chen et al	Plaintiff	Granted	0.36	8/17/2007
1:08cv05201	Atlantic Recording Corporation v. BCD Music Group, Inc et al	Plaintiff	Granted	0.33	6/20/2008
1:08cv05452	Doctor's Associate Inc. v. Agnello et al	Plaintiff	Granted	0.66	7/10/2008
1:07cv11278	Artisan Manufacturing Corporation v. All Granite & Marble Corporation	Plaintiff	Granted	6.45	6/27/2008
1:08cv03544	Roochi Traders v. Tip Top Tees et al	Plaintiff	Granted	1.02	5/12/2008
1:08cv08065	Pfizer Inc. v. Sachs et al	Plaintiff	Granted	0.53	10/8/2008
1:08cv05201	Atlantic Recording Corporation v. BCD Music Group, Inc et al	Plaintiff	Granted	-5.76	6/20/2008
1:08cv01532	Playtex Products, Inc. v. The Procter & Gamble Company	Plaintiff	Denied	4.80	7/14/2009
1:10cv09471	Tiffany (NJ) LLC et al v. Andrew et al	Plaintiff	Granted	0.00	1/3/2011
1:11cv00344	The National Football League v. Chen et. al.	Plaintiff	Granted	0.03	2/2/2011
1:11cv01633	Coach, Inc. et al v. Clemente-Cox et al	Plaintiff	Granted	0.89	4/14/2011
1:11cv07495	Levi Strauss & Co., Inc. v. Ding Shijun et al	Plaintiff	Granted	0.53	11/9/2011
1:12cv00806	Rolex Watch U.S.A., Inc. v. Munoz et al	Plaintiff	Granted	0.16	2/14/2012
1:12cv06689	Alfred Dunhill Limited et al v. Chen et al	Plaintiff	Granted	0.39	9/25/2012

Preska, Loretta

Total Decisions: 16

Total Granted: 14

Total Denied: 2

Total Granted in Part, Denied in Part: 0

Overall Win Rate: 87.5%

Average Time to Decision: 1.0 months from motion filing

Case Number	Case Name	Movant	Decision	Pendency (months)	Decision Date
1:00cv00390	Natural White, Inc. v. Dentorium Products	Defendant	Granted	0.53	2/18/2000
1:00cv00693	FlexTrade Systems v. ATL Group, Inc., et al	Plaintiff	Granted	1.12	3/13/2000
1:00cv03595	United Feature v. Internet Broad., et al	Plaintiff	Granted	1.68	12/14/2001
1:01cv01779	Chippendales USA v. Gold Productions, et al	Plaintiff	Granted	1.45	4/27/2001
1:01cv08212	Tribal Sportswear, et al v. Tribal Streetwear	Plaintiff	Denied	3.75	12/28/2001
1:01cv09672	Samsung Electronics v. New England Adding	Plaintiff	Granted	1.38	12/14/2001
1:02cv02476	Latham Entertainment v. Does, et al	Plaintiff	Granted	0.99	5/1/2002
1:02cv05163	Chanel, Inc., et al v. M&M Spring, Inc., et al	Plaintiff	Granted	0.66	7/30/2002
1:04cv05393	PRL USA HOLDINGS, INC. v. RICHARD BROWN	Plaintiff	Granted	0.89	9/30/2004
1:96cv04785	Motown Record Co. v. Motown Beverage Co., et al	Plaintiff	Granted	0.39	8/17/1999
1:97cv00046	Majestic Drug Co. v. Olla Beauty Supply, et al	Plaintiff	Granted	0.72	1/31/1997
1:97cv09068	Lexington Mngmnt. v. Lexington Capital, et al	Plaintiff	Granted	0.99	2/27/1998
1:98cv04048	Northport Apparel v. Total Control, et al	Plaintiff	Granted	0.26	6/19/1998
1:99cv12077	Proctor & Gamble Co. v. S.C. Johnson & Son	Plaintiff	Granted	0.66	1/10/2000
1:99cv12077	Proctor & Gamble Co. v. S.C. Johnson & Son	Defendant	Denied	0.07	3/15/2000
1:98cv06548	Blimpie Associates v. Gloria M. Inc., et al	Plaintiff	Granted	0.92	10/14/1998

Rakoff, Jed

Total Decisions: 13

Total Granted: 10

Total Denied: 3

Total Granted in Part, Denied in Part: 0

Overall Win Rate: 76.9%

Average Time to Decision: 1.3 months from motion filing

Case Number	Case Name	Movant	Decision	Pendency (months)	Decision Date
1:03cv08684	Meese, Inc. v. Intl. Leisure, et al	Plaintiff	Denied	0.82	12/2/2003
1:04cv03723	Atari, Inc. v. Games, Inc.	Plaintiff	Granted	0.86	6/14/2004
1:05cv00970	Hershey Food Corporation et al v. Voortman Cokies Limited	Plaintiff	Denied	1.51	4/26/2005
1:05cv06461	Jones v. Ground Zero Entertainment et al	Plaintiff	Granted	0.89	8/18/2005
1:05cv07230	Cartier et al v. Bertone Group, Inc. et al	Plaintiff	Granted	1.55	11/28/2005
1:96cv09575	Gucci America, Inc., et al v. Accents, et al	Plaintiff	Granted	1.38	2/14/1997
1:96cv09575	Gucci America, Inc., et al v. Accents, et al	Plaintiff	Granted	0.79	2/14/1997
1:99cv02953	Robot Wars LLC v. Roski, et al	Plaintiff	Denied	1.74	6/15/1999
1:99cv11417	Spear, Leeds v. Rosado	Plaintiff	Granted	0.16	11/24/1999
1:08cv08710	Caxton Associates, L.L.C. v. Chen Conghua et al	Plaintiff	Granted	0.20	10/16/2008
1:10cv08861	Famous Joe's Pizza, Inc. v. Vitale et al	Plaintiff	Granted	0.10	12/23/2010
1:11cv01865	Church & Dwight Co., Inc. v. The Clorox Company	Plaintiff	Granted	9.61	1/4/2012
1:10cv08861	Famous Joe's Pizza, Inc. v. Vitale et al	Plaintiff	Granted	-3.03	12/23/2010

Ramos, Edgardo

Total Decisions: 1

Total Granted: 1

Total Denied: 0

Total Granted in Part, Denied in Part: 0

Overall Win Rate: 100.0%

Average Time to Decision: 1.2 months from motion filing

Case Number	Case Name	Movant	Decision	Pendency (months)	Decision Date
7:12cv01815	Boat Owners Association of the United States v. Dosing Jr. et al	Plaintiff	Granted	1.22	4/25/2012

Sand, Leonard

Total Decisions: 4

Total Granted: 3

Total Denied: 0

Total Granted in Part, Denied in Part: 1

Overall Win Rate: 87.5%

Average Time to Decision: 0.3 months from motion filing

Case Number	Case Name	Movant	Decision	Pendency (months)	Decision Date
1:00cv02104	Dennis Maxim, Inc., et al v. Zuccarini, et al	Plaintiff	Granted	0.00	3/27/2000
1:02cv01671	Gilman + Ciocia v. Cheng, et al	Plaintiff	Granted in part, Denied in Part	0.16	3/13/2002
1:07cv03214	Yves Saint Laurent Parfums, S.A. et al v. Costco Wholesale Corporation	Plaintiff	Granted	0.30	11/14/2007
1:11cv02798	Perry Publications Limited v. Varquin Enterprises Inc. et al	Plaintiff	Granted	0.92	5/24/2011

Scheindlin, Shira

Total Decisions: 23

Total Granted: 13

Total Denied: 9

Total Granted in Part, Denied in Part: 1

Overall Win Rate: 58.7%

Average Time to Decision: 1.1 months from motion filing

Case Number	Case Name	Movant	Decision	Pendency (months)	Decision Date
1:00cv01586	Hermes International, et al v. Firenze, Inc.	Plaintiff	Granted	0.03	3/9/2000
1:03cv08119	The Deal, LLC v. Korangy Publishing	Plaintiff	Denied	2.24	1/21/2004
1:96cv08893	Eve of Milady, et al v. Impression Bridal, et al	Plaintiff	Granted	0.76	3/19/1997
1:97cv09518	Gidatex, S.r.L. v. Campaniello Imports, et al	Plaintiff	Denied	3.19	6/3/1998
1:97cv09518	Gidatex, S.r.L. v. Campaniello Imports, et al	Defendant	Denied	2.14	6/12/1998
1:04cv02990	Louis Vuitton Malletier v. Dooney & Bourke, Inc.	Plaintiff	Denied	0.03	8/27/2004
1:06cv07591	Mandracchia et al v. Focus Features, LLC et al	Plaintiff	Denied	1.15	10/31/2006
1:00cv01664	Bihari, et al v. Gross, et al	Plaintiff	Denied	2.07	9/28/2000
1:00cv01664	Bihari, et al v. Gross, et al	Plaintiff	Denied	1.45	9/28/2000
1:01cv01234	Tactica Intl. Inc. v. Atlantic Horizon, et al	Plaintiff	Granted	2.17	4/27/2001
1:95cv09157	Warner-Lambert Co., et al v. Northside Develop., et al	Defendant	Denied	2.63	1/19/1996
1:96cv04758	Ringling Bros.-Bar. v. B.E. Windows Corp.	Plaintiff	Denied	0.49	7/11/1996
1:99cv01608	Avirex, Ltd. v. Banatna Fashions Inc, et al	Plaintiff	Granted	0.43	3/18/1999
1:99cv04359	The Stuart-Curtis v. Ross	Plaintiff	Granted	1.84	8/19/1999
1:04cv09775	Lyons Partnership, L.P. et al v. Dave's Cast of Characters, Inc. et al	Plaintiff	Granted	0.63	1/4/2005
1:95cv09433	N.Y. Road Runners v. Various John Does, et al	Plaintiff	Granted	0.46	11/21/1995
1:96cv07045	Clinique Laboratoire v. DEP Corporation	Plaintiff	Granted in part, Denied in Part	0.30	10/10/1996
1:96cv08893	Eve of Milady, et al v. Impression Bridal, et al	Plaintiff	Granted	0.33	7/18/1997
1:99cv00008	Nabisco, Inc., et al v. PF Brands, Inc., et al	Defendant	Granted	0.00	2/3/1999
1:98cv07155	Famous Fish Inc. v. Anastasios Pizza, et al	Plaintiff	Granted	0.43	10/29/1998
1:97cv00180	Toy Manufacturers v. Helmsley-Spear, Inc., et al	Plaintiff	Granted	0.36	2/11/1997
1:11cv08653	Michael Kors, L.L.C. v. John Doe 1 et al	Plaintiff	Granted	0.53	12/16/2011

Seibel, Cathy

Total Decisions: 1

Total Granted: 0

Total Denied: 1

Total Granted in Part, Denied in Part: 0

Overall Win Rate: 0.0%

Average Time to Decision: 0.3 months from motion filing

Case Number	Case Name	Movant	Decision	Pendency (months)	Decision Date
7:12cv00932	Iona College v. PFAU Cochran Vertetis Amala PLLC	Plaintiff	Denied	0.26	2/15/2012

Stanton, Louis

Total Decisions: 4

Total Granted: 1

Total Denied: 2

Total Granted in Part, Denied in Part: 1

Overall Win Rate: 37.5%

Average Time to Decision: 1.0 months from motion filing

Case Number	Case Name	Movant	Decision	Pendency (months)	Decision Date
1:01cv07975	Cyberdiamond, Ltd. v. Cyberdiam.com Ltd., et al	Plaintiff	Granted	2.66	1/8/2002
1:96cv07812	Succession Picasso v. Masterpiece Editions, et al	Plaintiff	Denied	0.23	10/25/1996
1:97cv07710	Rogers v. HSN Direct Joint, et al	Defendant	Granted in part, Denied in Part	0.49	9/17/1999
1:99cv03867	Boehringer Ingelheim v. Glaxo Wellcome Inc.	Plaintiff	Denied	0.63	6/16/1999

Stein, Sidney

Total Decisions: 13

Total Granted: 5

Total Denied: 7

Total Granted in Part, Denied in Part: 1

Overall Win Rate: 42.3%

Average Time to Decision: 3.3 months from motion filing

Case Number	Case Name	Movant	Decision	Pendency (months)	Decision Date
1:00cv04866	Mattel, Inc. v. Robarb's, Inc., et al	Plaintiff	Granted	0.95	8/29/2000
1:06cv04698	Cartier et al v. Sweepstakes Clearinghouse et al	Plaintiff	Denied	6.48	1/18/2007
1:04cv01514	Margel et al v. E.G.L. Gem Lab Ltd. et al	Plaintiff	Denied	7.11	9/23/2004
1:01cv01856	Voicestream Corp. v. All U.S., Inc.	Plaintiff	Denied	2.47	5/22/2001
1:01cv10837	Radio City, L.L.C. v. Ticket U.S.A., Inc.	Plaintiff	Granted	0.23	12/12/2001
1:02cv03617	The Media Group v. Tristar Products	Plaintiff	Denied	0.39	6/19/2002
1:03cv06030	Life Services Supp. v. Natural Organics	Defendant	Denied	0.56	11/13/2003
1:03cv08904	Blue Planet Software, et al v. Games Intl., L.L.C., et al	Plaintiff	Denied	9.08	9/13/2004
1:03cv08904	Blue Planet Software, et al v. Games Intl., L.L.C., et al	Defendant	Granted in part, Denied in Part	9.08	9/13/2004
1:04cv02105	Bumble Bee Seafoods, L.L.C. v. UFS Industries, Inc.	Plaintiff	Denied	3.62	7/21/2004
1:97cv02725	Housing & Services, et al v. Minton, et al	Plaintiff	Granted	1.78	6/24/1997
1:99cv08634	New York Stock Exch. v. Intercontinental G., et al	Plaintiff	Granted	0.03	8/6/1999
1:98cv00123	Gianni Versace S.p.A v. Versace, et al	Plaintiff	Granted	1.02	2/13/1998

Sullivan, Richard

Total Decisions: 5

Total Granted: 3

Total Denied: 2

Total Granted in Part, Denied in Part: 0

Overall Win Rate: 60.0%

Average Time to Decision: 2.0 months from motion filing

Case Number	Case Name	Movant	Decision	Pendency (months)	Decision Date
1:09cv07007	H&G Franchising, L.L.C. et al v. Technoform, Inc. et al	Plaintiff	Denied	0.16	8/12/2009
1:09cv08458	Gucci America, Inc. et al v. Curveal Fashion et al	Plaintiff	Granted	0.46	10/23/2009
1:10cv04974	Gucci America, Inc. et al v. Li et al	Plaintiff	Granted	0.36	7/13/2010
1:10cv04974	Gucci America, Inc. et al v. Li et al	Defendant	Denied	8.03	8/23/2011
1:12cv04859	Bulman et al v. 2BKCO, Inc.	Plaintiff	Granted	1.05	7/23/2012

Swain, Laura

Total Decisions: 11

Total Granted: 7

Total Denied: 3

Total Granted in Part, Denied in Part: 1

Overall Win Rate: 68.2%

Average Time to Decision: 2.0 months from motion filing

Case Number	Case Name	Movant	Decision	Pendency (months)	Decision Date
1:01cv04403	Everest Limited v. Everest, L.L.C., et al	Plaintiff	Denied	5.53	1/8/2002
1:04cv07369	Johnson & Johnson Vison Care, Inc. v. Ciba Vision Corporation	Plaintiff	Granted in part, Denied in Part	2.70	12/13/2004
1:06cv03871	The Stephan Co. v. Elizabeth Arden, Inc.	Plaintiff	Denied	6.02	12/6/2006
1:05cv06757	Lucky Brand Dungarees, Inc. et al v. Ally Apparel Resources LLC et al	Plaintiff	Denied	0.92	8/26/2005
1:07cv02249	Zinnias, Inc. v. Cloz Company, Inc.	Plaintiff	Granted	1.05	4/16/2007
1:07cv04530	Aedes De Venustas, Inc. v. Batallure Beauty, L.L.C.	Plaintiff	Granted	2.83	9/12/2007
1:08cv03572	Pediped Infant Footwear LLC v. Kudos Leathergoods Ltd.	Plaintiff	Granted	0.59	6/23/2008
1:10cv05604	The North Face Apparel Corp. v. Jun Song et al.	Plaintiff	Granted	0.00	8/6/2010
1:12cv00252	Rolex Watch U.S.A., Inc. v. Alvarez et al	Plaintiff	Granted	0.92	2/23/2012
1:10cv02912	Balenciaga America, Inc. et al v. Dollinger et al	Plaintiff	Granted	1.35	5/17/2010
1:10cv02912	Balenciaga America, Inc. et al v. Dollinger et al	Plaintiff	Granted	0.46	12/23/2010

Sweet, Robert

Total Decisions: 18

Total Granted: 16

Total Denied: 2

Total Granted in Part, Denied in Part: 0

Overall Win Rate: 88.9%

Average Time to Decision: 2.7 months from motion filing

Case Number	Case Name	Movant	Decision	Pendency (months)	Decision Date
1:99cv12254	Best Cellars, Inc. v. Grape Finds Dupont, et al	Plaintiff	Granted	3.29	3/31/2000
1:01cv05042	Blimpie Associates v. 88 Blimpie, Inc., et al	Plaintiff	Granted	0.66	6/27/2001
1:03cv02928	Dennis Publishing, et al v. Anarchy Films, Inc., et al	Plaintiff	Granted	0.26	5/13/2003
1:95cv00241	Mack Trucks, Inc. v. Lifeguard Apparel	Plaintiff	Granted	0.07	2/2/1995
1:96cv07302	Topps Company, Inc. v. Gerrit J. Verburg Co, et al	Plaintiff	Granted	2.07	12/13/1996
1:97cv02438	Days Inns of America v. Memorial Hospitality, et al	Plaintiff	Granted	0.36	4/18/1997
1:97cv03448	North American v. North American, et al	Plaintiff	Granted	0.63	6/10/1997
1:97cv07783	Gen. Cigar Co., Inc. v. G.D.M. Inc., et al	Plaintiff	Granted	1.84	12/19/1997
1:97cv07783	Gen. Cigar Co., Inc. v. G.D.M. Inc., et al	Plaintiff	Granted	1.84	12/19/1997
1:98cv03550	M. Fabrikant & Sons v. Fabrikant Diamonds	Plaintiff	Granted	2.73	8/25/1998
1:98cv08312	Yurman Design, Inc. v. A.R. Morris Jewelers, et al	Plaintiff	Denied	3.49	3/10/1999
1:99cv10115	Citigroup Inc., et al v. City Holding Company, et al	Plaintiff	Granted	4.24	6/2/2000
1:00cv03483	Make Up For Ever, SA v. Soho Forever, LLC, et al	Plaintiff	Denied	0.99	6/8/2000
1:03cv10238	PePe Jeans London, LLC v. ABC	Plaintiff	Granted	4.28	5/7/2004
1:05cv04152	Haw Par Health Care Limited et al v. Wardard China & Porcelain Inc. et al	Plaintiff	Granted	5.07	7/21/2006
1:06cv03917	Cartier International B.V. et al v. Ben-Menachem et al	Plaintiff	Granted	0.79	6/16/2006
1:09cv09476	United States Polo Association, Inc. et al v. PRL USA Holdings, Inc.	Defendant	Granted	14.38	5/13/2011
1:12cv01128	Nextgen Healthcare Information Systems, Inc. et al v. Teman	Plaintiff	Granted	1.18	4/18/2012

Wood, Kimba

Total Decisions: 19

Total Granted: 14

Total Denied: 4

Total Granted in Part, Denied in Part: 1

Overall Win Rate: 76.3%

Average Time to Decision: 1.4 months from motion filing

Case Number	Case Name	Movant	Decision	Pendency (months)	Decision Date
1:99cv10175	Patsy's Brand, Inc. v. I.O.B. Realty, Inc., et al	Plaintiff	Granted	2.53	12/17/1999
1:95cv05473	Hormel Foods v. Jim Henson Product.	Plaintiff	Denied	2.04	9/25/1995
1:00cv08179	Nike, Inc., et al v. Top Brand Company, et al	Plaintiff	Granted	0.16	11/20/2000
1:01cv09387	Eastman Kodak Co. v. William Paul & Assoc, et al	Plaintiff	Granted	0.00	10/26/2001
1:03cv10095	Valentino USA Inc. et al v. Abecassis et al	Plaintiff	Granted in part, Denied in Part	1.68	3/31/2004
1:04cv01003	Advance Magazine Publishers, Inc. v. Barry	Plaintiff	Granted	0.43	2/19/2004
1:05cv06895	Movado LLC et al v. Gucci Group NV et al	Defendant	Denied	0.49	9/16/2005
1:95cv10122	Deering Precision v. Pieces of Eight, et al	Plaintiff	Granted	0.69	12/21/1995
1:96cv00967	Nabisco, Inc., et al v. Capital Marketing, et al	Plaintiff	Granted	0.07	2/16/1996
1:96cv04780	Aqua Grill, Inc. v. S.T.F.B. Corp., et al	Plaintiff	Granted	0.46	8/21/1996
1:96cv04780	Aqua Grill, Inc. v. S.T.F.B. Corp., et al	Plaintiff	Granted	0.00	8/16/1996
1:96cv07778	Fritz Basler GMBH, et al v. Deutsch, et al	Plaintiff	Granted	0.23	11/4/1996
1:97cv00629	Planned Parenthood v. Bucci	Plaintiff	Granted	1.51	3/24/1997
1:97cv00629	Planned Parenthood v. Bucci	Plaintiff	Granted	7.30	9/28/1998
1:97cv09414	Track Data Corp. v. Prophet Information, et al	Plaintiff	Denied	2.07	3/18/1998
1:98cv03338	American Neckwear, et al v. T.M. Studio Corp., et al	Plaintiff	Denied	2.76	10/27/1998
1:99cv02884	Her Style, Inc. v. Joy Clothing Company, et al	Plaintiff	Granted	0.00	2/4/2000
1:99cv05941	P3 International v. Weitech, Inc.	Plaintiff	Granted	1.58	10/6/1999
1:09cv10629	The Marks Organization, Inc. v. Joles., et al.	Plaintiff	Granted	2.80	3/18/2011

New York Western

The dockets of trademark cases in New York Western were examined to identify decisions on contested preliminary injunction motions. The number of decisions found, the number granted, and the number denied are as follows:

Total Decisions: 24

Total Granted: 16 Plaintiff Granted: 16 Defendant Granted: 0

Total Denied: 7 Plaintiff Denied: 7 Defendant Denied: 0

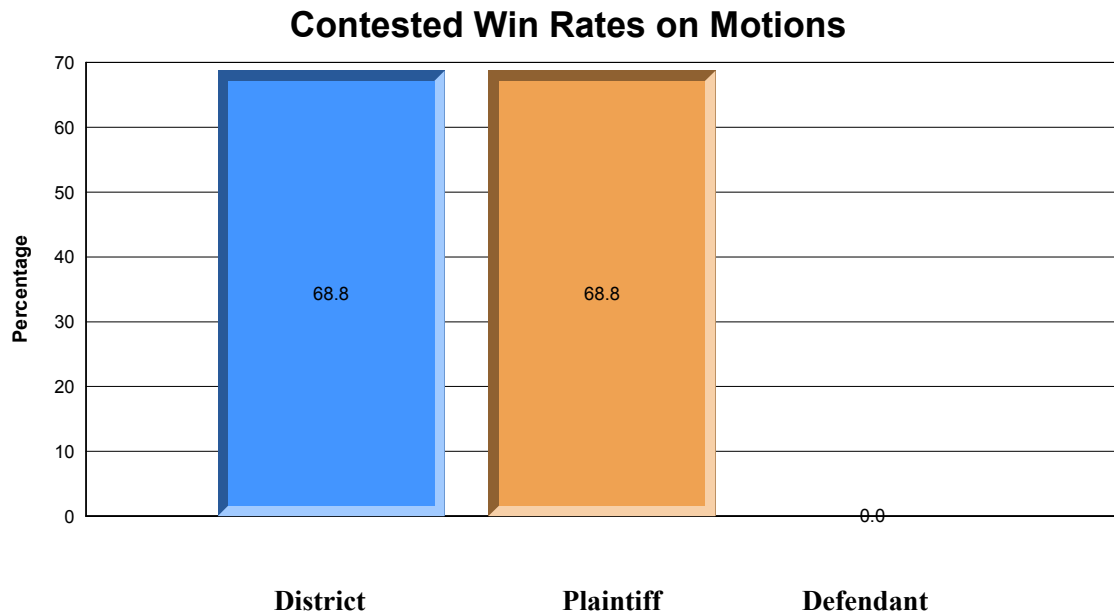
Total Granted in Part, Denied in Part: 1 Plaintiff Granted in Part: 1

Defendant Granted in Part: 0

Plaintiff Win Rate: 68.8%

Defendant Win Rate: 0.0%

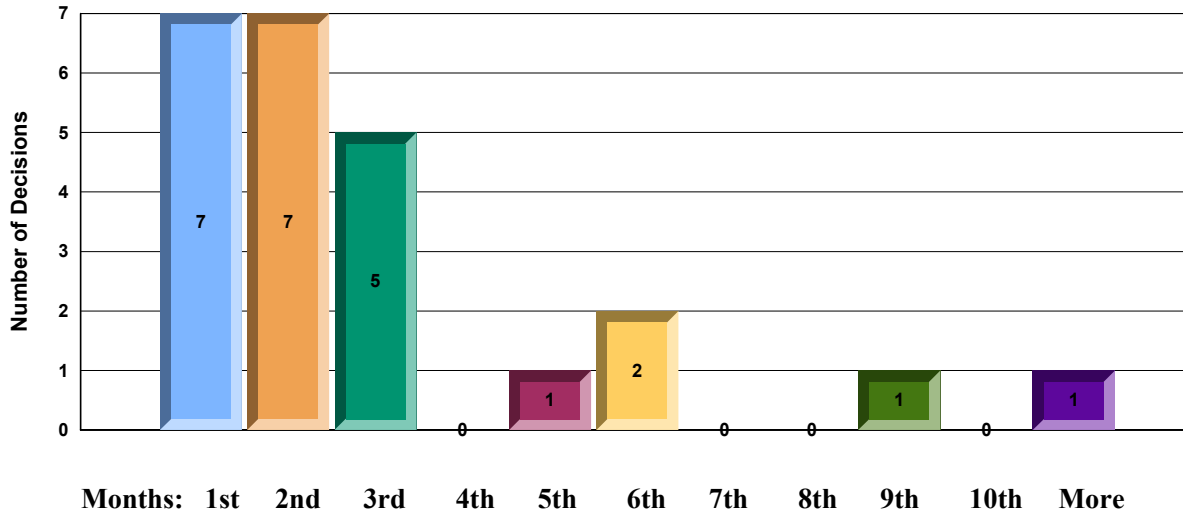
Overall Win Rate: 68.8%



The average time from motion filing to decision was 2.5 months from motion filing. The distribution of times to decision for these motions is illustrated in the chart below.

Distribution of Decisions

For New York Western



Arcara, Richard

Total Decisions: 7

Total Granted: 4

Total Denied: 3

Total Granted in Part, Denied in Part: 0

Overall Win Rate: 57.1%

Average Time to Decision: 3.9 months from motion filing

Case Number	Case Name	Movant	Decision	Pendency (months)	Decision Date
1:02cv00212	Robinson Company v. Smart Inventions Inc	Plaintiff	Denied	5.03	12/18/2002
1:03cv00276	Williams Materials v. Target Technology	Plaintiff	Denied	10.66	8/12/2004
1:97cv00192	Cerruti 1881 S.A., et al v. Hartmarx Corporation, et al	Plaintiff	Denied	5.92	9/16/1997
1:97cv00399	Century 21 v. Chamberlain	Plaintiff	Granted	0.20	5/20/1997
1:97cv00660	Howse, et al v. Various John Does,, et al	Plaintiff	Granted	0.43	9/8/1997
1:99cv00746	OBH Inc., et al v. Spotlight Magazine, et al	Plaintiff	Granted	4.70	2/28/2000
1:08cv00921	New Cingular Wireless PCS, LLC et al v. Uniglobe, Inc. et al	Plaintiff	Granted	0.66	1/7/2009

Curtin, John

Total Decisions: 2

Total Granted: 1

Total Denied: 1

Total Granted in Part, Denied in Part: 0

Overall Win Rate: 50.0%

Average Time to Decision: 1.5 months from motion filing

Case Number	Case Name	Movant	Decision	Pendency (months)	Decision Date
1:96cv00074	Moog Controls Inc. v. Moog, Inc.	Plaintiff	Denied	1.84	5/7/1996
1:06cv00141	Multisorb Technologies, Inc. v. Impak Corporation et al	Plaintiff	Granted	1.12	4/24/2006

Larimer, David

Total Decisions: 6

Total Granted: 6

Total Denied: 0

Total Granted in Part, Denied in Part: 0

Overall Win Rate: 100.0%

Average Time to Decision: 1.5 months from motion filing

Case Number	Case Name	Movant	Decision	Pendency (months)	Decision Date
6:01cv06163	Roto-Rooter Corp. v. Heverly	Plaintiff	Granted	1.45	6/20/2001
6:92cv06517	Bausch & Lomb v. Nevitt Sales Corp.	Plaintiff	Granted	2.24	1/25/1993
6:94cv06628	American Honda v. Scutti	Plaintiff	Granted	1.58	2/15/1995
6:95cv06137	BCL Finance (Ireland v. John Does 1-100, et al	Plaintiff	Granted	0.23	8/23/1995
6:05cv06452	Pillar To Post, Inc. v. PTP Associates, Inc. et al	Plaintiff	Granted	1.32	10/12/2005
6:09cv06618	New York State Electric & Gas Corporation v. U.S. Gas & Electric, Inc.	Plaintiff	Granted	2.43	3/19/2010

Siragusa, Charles

Total Decisions: 1

Total Granted: 1

Total Denied: 0

Total Granted in Part, Denied in Part: 0

Overall Win Rate: 100.0%

Average Time to Decision: 2.5 months from motion filing

Case Number	Case Name	Movant	Decision	Pendency (months)	Decision Date
6:02cv06442	Masterfoods USA v. Arcor USA, Inc., et al	Plaintiff	Granted	2.47	11/5/2002

Skretny, William

Total Decisions: 3

Total Granted: 2

Total Denied: 1

Total Granted in Part, Denied in Part: 0

Overall Win Rate: 66.7%

Average Time to Decision: 1.3 months from motion filing

Case Number	Case Name	Movant	Decision	Pendency (months)	Decision Date
1:03cv00810	Ford Motor Company et al v. Willpak Industries, Inc.	Plaintiff	Granted	0.16	12/9/2003
1:91cv00023	E.I. DU PONT v. Ontario Ltd, et al	Plaintiff	Granted	0.95	2/14/1991
1:94cv00587	Del-Rain Corp. v. Pelonis USA, Ltd.	Plaintiff	Denied	2.76	2/28/1995

Telesca, Michael

Total Decisions: 5

Total Granted: 2

Total Denied: 2

Total Granted in Part, Denied in Part: 1

Overall Win Rate: 50.0%

Average Time to Decision: 2.9 months from motion filing

Case Number	Case Name	Movant	Decision	Pendency (months)	Decision Date
6:92cv06213	Wagner v. Wagner	Plaintiff	Granted in part, Denied in Part	0.49	11/4/1992
6:93cv06278	Eastman Kodak Co. v. Photaz Imports Ltd.	Plaintiff	Granted	1.61	8/4/1993
6:95cv06618	Forte Technologies v. Motorola, Inc.	Plaintiff	Granted	2.66	5/21/1996
6:96cv06441	Genesee Brewing Co. v. Stroh Brewery Co.	Plaintiff	Denied	1.58	11/19/1996
6:07cv06631	Dudley v. Healthsource Chiropractic, Inc. et al	Plaintiff	Denied	8.06	9/30/2008

North Carolina Eastern

The dockets of trademark cases in North Carolina Eastern were examined to identify decisions on contested preliminary injunction motions. The number of decisions found, the number granted, and the number denied are as follows:

Total Decisions: 38

Total Granted: 17 Plaintiff Granted: 16 Defendant Granted: 1

Total Denied: 20 Plaintiff Denied: 18 Defendant Denied: 2

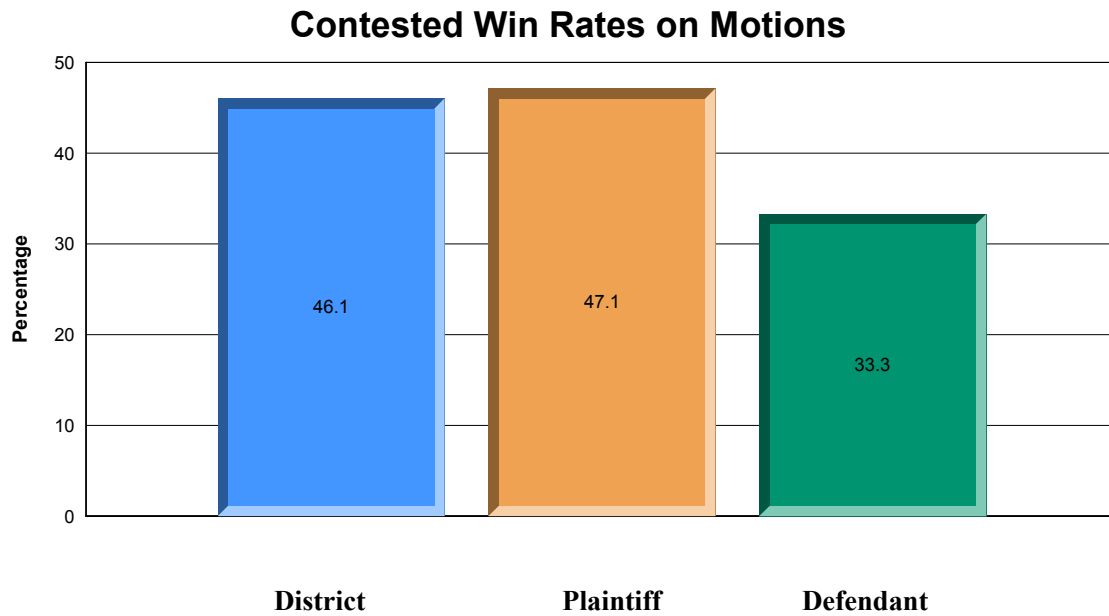
Total Granted in Part, Denied in Part: 1 Plaintiff Granted in Part: 1

Defendant Granted in Part: 0

Plaintiff Win Rate: 47.1%

Defendant Win Rate: 33.3%

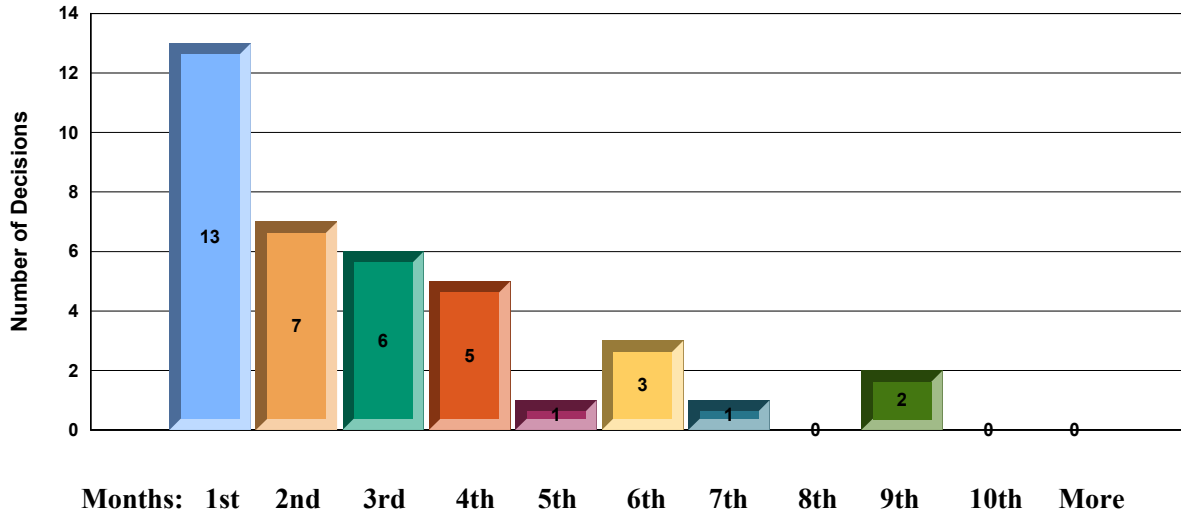
Overall Win Rate: 46.1%



The average time from motion filing to decision was 2.4 months from motion filing. The distribution of times to decision for these motions is illustrated in the chart below.

Distribution of Decisions

For North Carolina Eastern



Boyle, Terrence

Total Decisions: 9

Total Granted: 5

Total Denied: 4

Total Granted in Part, Denied in Part: 0

Overall Win Rate: 55.6%

Average Time to Decision: 2.4 months from motion filing

Case Number	Case Name	Movant	Decision	Pendency (months)	Decision Date
5:93cv00796	The Building Link v. Cornerstone Publishi, et al	Plaintiff	Denied	3.36	4/11/1994
5:00cv00764	YellowBrix, Inc. v. YellowBrick, Sol	Plaintiff	Denied	8.88	7/10/2001
5:02cv00277	Spherion Corporation, et al v. Boyce, et al	Plaintiff	Granted	2.70	7/16/2002
5:91cv00212	Pizza Hut, Inc. v. Hassan, et al	Plaintiff	Granted	3.19	7/9/1991
5:95cv00566	Chicopee, Inc. v. Scott Paper Company	Plaintiff	Denied	0.63	7/19/1995
5:96cv00149	Baja International, v. Kia, et al	Plaintiff	Granted	0.43	3/7/1996
5:96cv00149	Baja International, v. Kia, et al	Plaintiff	Granted	0.23	3/7/1996
5:96cv00656	Hardee's Food System v. Garner, et al	Plaintiff	Granted	2.07	9/26/1996
5:07cv00347	Lulu Enterprises, Inc. v. N-F Newsite, LLC et al	Plaintiff	Denied	0.00	10/19/2007

Britt, William

Total Decisions: 9

Total Granted: 5

Total Denied: 4

Total Granted in Part, Denied in Part: 0

Overall Win Rate: 55.6%

Average Time to Decision: 1.7 months from motion filing

Case Number	Case Name	Movant	Decision	Pendency (months)	Decision Date
3:93cv00062	Peter, et al v. The House of Dolls, et al	Plaintiff	Denied	0.89	8/12/1993
3:94cv00025	Courtney & Montgomer, et al v. Adore, Ltd., Inc.	Plaintiff	Denied	0.30	4/7/1994
3:94cv00025	Courtney & Montgomer, et al v. Adore, Ltd., Inc.	Defendant	Granted	0.23	4/7/1994
5:01cv00099	Beauty World v. Kim, et al	Plaintiff	Granted	2.60	4/27/2001
5:90cv00387	Nationwide Shopper S v. Catalog Marketing Se, et al	Plaintiff	Denied	5.82	9/27/1990
5:94cv00832	Hormel & Company, et al v. Intl. Housewares, et al	Plaintiff	Granted	0.20	11/9/1994
5:96cv00508	Hardee's Food System, et al v. Beardmore, et al	Plaintiff	Granted	4.18	10/15/1996
5:96cv01021	Gateway 2000, Inc. v. Gateway.Com, Inc., et al	Plaintiff	Denied	1.15	2/6/1997
7:91cv00015	Nintendo v. Rainco, et al	Plaintiff	Granted	0.26	2/22/1991

Dever, James

Total Decisions: 2

Total Granted: 0

Total Denied: 2

Total Granted in Part, Denied in Part: 0

Overall Win Rate: 0.0%

Average Time to Decision: 2.0 months from motion filing

Case Number	Case Name	Movant	Decision	Pendency (months)	Decision Date
5:07cv00347	Lulu Enterprises, Inc. v. N-F Newsite, LLC et al	Plaintiff	Denied	1.28	10/19/2007
5:09cv00205	Lord Corporation v. S&B Technical Products, Inc. et al	Plaintiff	Denied	2.70	8/5/2009

Flanagan, Louise

Total Decisions: 5

Total Granted: 4

Total Denied: 1

Total Granted in Part, Denied in Part: 0

Overall Win Rate: 80.0%

Average Time to Decision: 0.8 months from motion filing

Case Number	Case Name	Movant	Decision	Pendency (months)	Decision Date
5:04cv00737	Lorillard Tobacco Co v. Vicksboro Grocery, et al	Plaintiff	Granted	0.36	10/15/2004
5:04cv00784	Lorillard Tobacco Co v. Rosemart, et al	Plaintiff	Granted	0.43	11/1/2004
5:04cv00795	Lorillard Tobacco Co v. Safe Mart, et al	Plaintiff	Granted	0.79	11/5/2004
5:04cv00870	Lorillard Tobacco Co v. Alshwaiki, et al	Plaintiff	Denied	1.58	12/28/2004
5:04cv00870	Lorillard Tobacco Co v. Alshwaiki, et al	Plaintiff	Granted	0.72	12/28/2004

Fox, James

Total Decisions: 5

Total Granted: 1

Total Denied: 3

Total Granted in Part, Denied in Part: 1

Overall Win Rate: 30.0%

Average Time to Decision: 3.9 months from motion filing

Case Number	Case Name	Movant	Decision	Pendency (months)	Decision Date
5:96cv00806	Hardee's Food System v. Reed, et al	Plaintiff	Granted	5.10	2/19/1997
5:96cv00806	Hardee's Food System v. Reed, et al	Defendant	Denied	3.65	2/19/1997
5:98cv00624	Kroger Limited Partn v. Admark Media, LLC	Plaintiff	Granted in part, Denied in Part	1.15	9/9/1998
7:04cv00088	Huntington Learning v. Club-Schulman Enterp, et al	Plaintiff	Denied without Prejudice	3.88	9/1/2004
5:08cv00617	LM Restaurants, Inc. v. Miller's Ale House, Inc.	Plaintiff	Denied	5.95	3/15/2010

Howard, Malcolm

Total Decisions: 8

Total Granted: 2

Total Denied: 6

Total Granted in Part, Denied in Part: 0

Overall Win Rate: 25.0%

Average Time to Decision: 3.5 months from motion filing

Case Number	Case Name	Movant	Decision	Pendency (months)	Decision Date
3:93cv00071	Flush Systems Co Inc v. S&S Precast, Inc., et al	Plaintiff	Denied	1.64	3/24/1994
4:00cv00143	Floorcoverings Inter v. Gillikin, et al	Plaintiff	Denied	6.05	3/14/2001
4:90cv00135	Best Holiday v. Watson's, Inc., et al	Plaintiff	Denied	2.27	11/14/1991
4:90cv00135	Best Holiday v. Watson's, Inc., et al	Defendant	Denied	1.22	11/14/1991
5:00cv00086	Choice Hotels Intern v. Shrimud, LLC, et al	Plaintiff	Granted	1.91	4/6/2000
5:04cv00727	For Sale By Owner Se, et al v. For Sale By Owner.Co, et al	Plaintiff	Denied	3.22	1/24/2005
5:94cv00232	Hardee's Food, et al v. Patel & Robertson, et al	Plaintiff	Denied	2.63	6/30/1994
5:94cv00817	McNeil-PPC, Inc. v. Granutec, Inc.	Plaintiff	Granted	8.72	12/21/1995

North Carolina Middle

The dockets of trademark cases in North Carolina Middle were examined to identify decisions on contested preliminary injunction motions. The number of decisions found, the number granted, and the number denied are as follows:

Total Decisions: 16

Total Granted: 8 Plaintiff Granted: 8 Defendant Granted: 0

Total Denied: 4 Plaintiff Denied: 4 Defendant Denied: 0

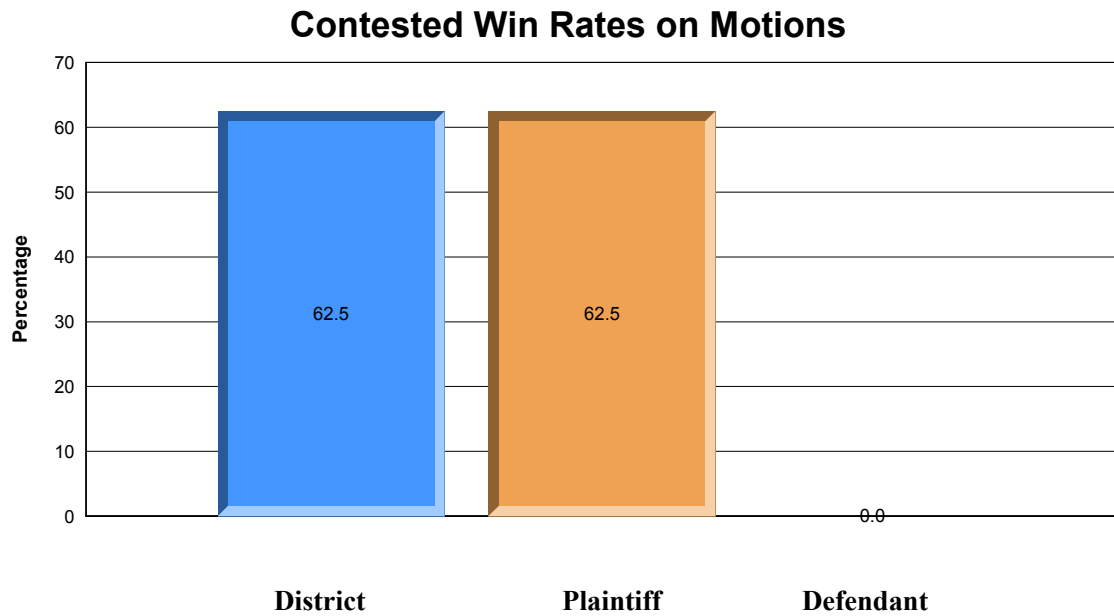
Total Granted in Part, Denied in Part: 4 Plaintiff Granted in Part: 4

Defendant Granted in Part: 0

Plaintiff Win Rate: 62.5%

Defendant Win Rate: 0.0%

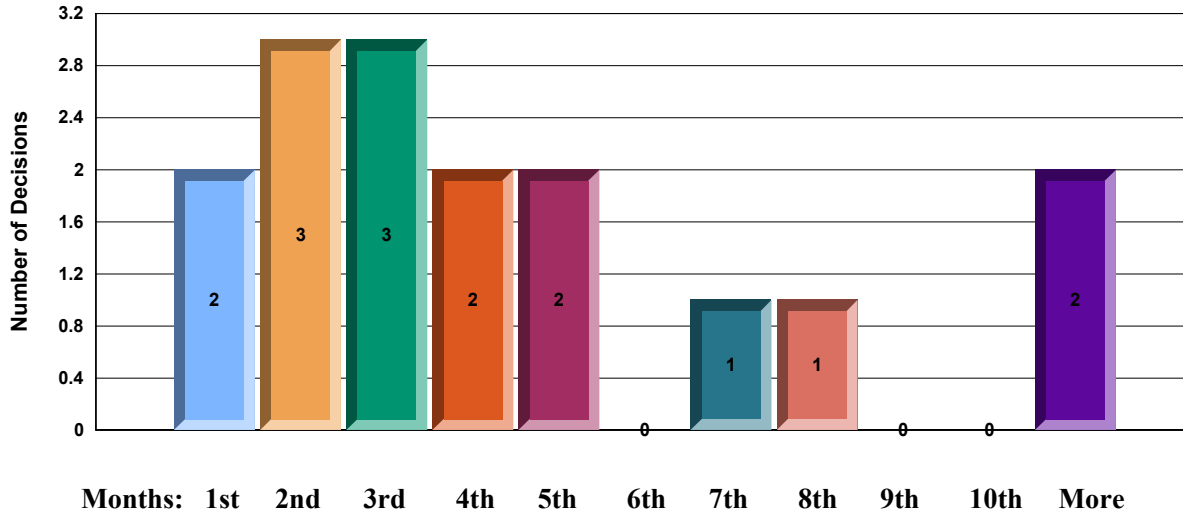
Overall Win Rate: 62.5%



The average time from motion filing to decision was 4.2 months from motion filing. The distribution of times to decision for these motions is illustrated in the chart below.

Distribution of Decisions

For North Carolina Middle



Beaty, James

Total Decisions: 6

Total Granted: 2

Total Denied: 2

Total Granted in Part, Denied in Part: 2

Overall Win Rate: 50.0%

Average Time to Decision: 6.3 months from motion filing

Case Number	Case Name	Movant	Decision	Pendency (months)	Decision Date
1:01cv00439	PINEHURST, INC., et al v. WAL-MART STORES, INC	Plaintiff	Granted	1.28	6/5/2001
1:03cv00426	STANLEY, HUNT, DUPRE v. STANLEY BENEFIT SVC.	Plaintiff	Granted	10.86	5/12/2004
3:96cv00311	RESORTS OF PINEHURST v. PINEHURST NATL DEV., et al	Plaintiff	Denied	14.64	6/24/1997
1:06cv00229	BASF CORPORATION v. SYNGENTA CROP PROTECTION, INC. et al	Plaintiff	Denied	7.11	10/17/2006
1:10cv00663	BANK OF NORTH CAROLINA v. RCR MARKETING, LLC,	Plaintiff	Granted in part, Denied in Part	2.30	12/3/2010
1:10cv00663	BANK OF NORTH CAROLINA v. RCR MARKETING, LLC,	Plaintiff	Granted in part, Denied in Part	1.61	12/3/2010

Osteen, William

Total Decisions: 2

Total Granted: 0

Total Denied: 1

Total Granted in Part, Denied in Part: 1

Overall Win Rate: 25.0%

Average Time to Decision: 5.1 months from motion filing

Case Number	Case Name	Movant	Decision	Pendency (months)	Decision Date
1:10cv00055	CAMPBELL SALES GROUP, INC. v. GRAMERCY PARK DESIGN, LLC, et al	Plaintiff	Denied	6.61	10/6/2010
1:10cv00567	EVONIK STOCKHAUSEN LLC v. PETER GREVEN PHYSIODERM GMBH, et al	Plaintiff	Granted in part, Denied in Part	3.68	11/15/2010

Schroeder, Thomas

Total Decisions: 3

Total Granted: 2

Total Denied: 0

Total Granted in Part, Denied in Part: 1

Overall Win Rate: 83.3%

Average Time to Decision: 2.7 months from motion filing

Case Number	Case Name	Movant	Decision	Pendency (months)	Decision Date
1:10cv00395	PHADIA AB, et al v. ALLERGY CENTERS OF AMERICA, LLC, et al	Plaintiff	Granted	3.26	1/11/2011
1:11cv00113	REBEL DEBUTANTE LLC, et al v. FORSYTHE COSMETIC GROUP, LTD.	Plaintiff	Granted in part, Denied in Part	4.38	7/1/2011
1:11cv00229	SHOWTECH MERCHANDISING, INC. v. VARIOUS JOHN DOES et al	Plaintiff	Granted	0.43	4/12/2011

Tilley, Norwood

Total Decisions: 5

Total Granted: 4

Total Denied: 1

Total Granted in Part, Denied in Part: 0

Overall Win Rate: 80.0%

Average Time to Decision: 2.3 months from motion filing

Case Number	Case Name	Movant	Decision	Pendency (months)	Decision Date
1:98cv00565	COMPANION TECH. v. DICKSON, et al	Plaintiff	Granted	1.09	8/4/1998
2:95cv00739	SAN GIACOMO, N.A. v. PILLIOD FURNITURE	Plaintiff	Denied	4.31	6/5/1996
1:05cv00970	MEDICAL RESEARCH INSTITUTE, INC. v. UNLIMITED NUTRITION, INC. ET AL	Plaintiff	Granted	2.73	1/26/2006
1:07cv00170	PINEHURST, LLC v. PINEHURST GOLF CLUB, LLC et al	Plaintiff	Granted	2.73	5/30/2007
1:10cv00179	LORILLARD TOBACCO COMPANY v. HAITHAM HUSSEN et al	Plaintiff	Granted	0.46	3/19/2010

North Carolina Western

The dockets of trademark cases in North Carolina Western were examined to identify decisions on contested preliminary injunction motions. The number of decisions found, the number granted, and the number denied are as follows:

Total Decisions: 53

Total Granted: 40 Plaintiff Granted: 40 Defendant Granted: 0

Total Denied: 11 Plaintiff Denied: 8 Defendant Denied: 3

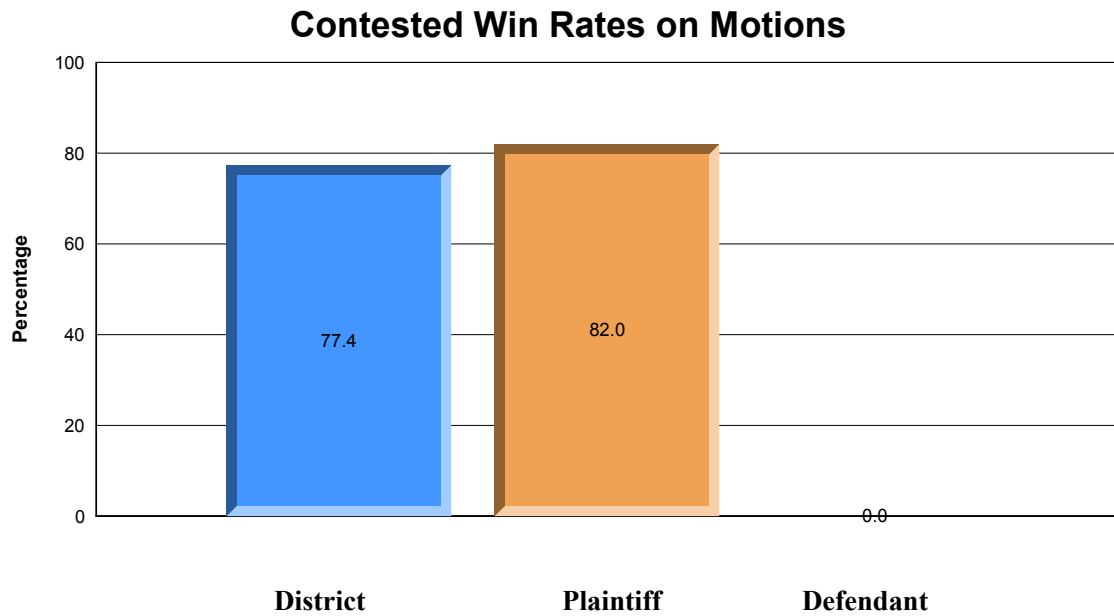
Total Granted in Part, Denied in Part: 2 Plaintiff Granted in Part: 2

Defendant Granted in Part: 0

Plaintiff Win Rate: 82.0%

Defendant Win Rate: 0.0%

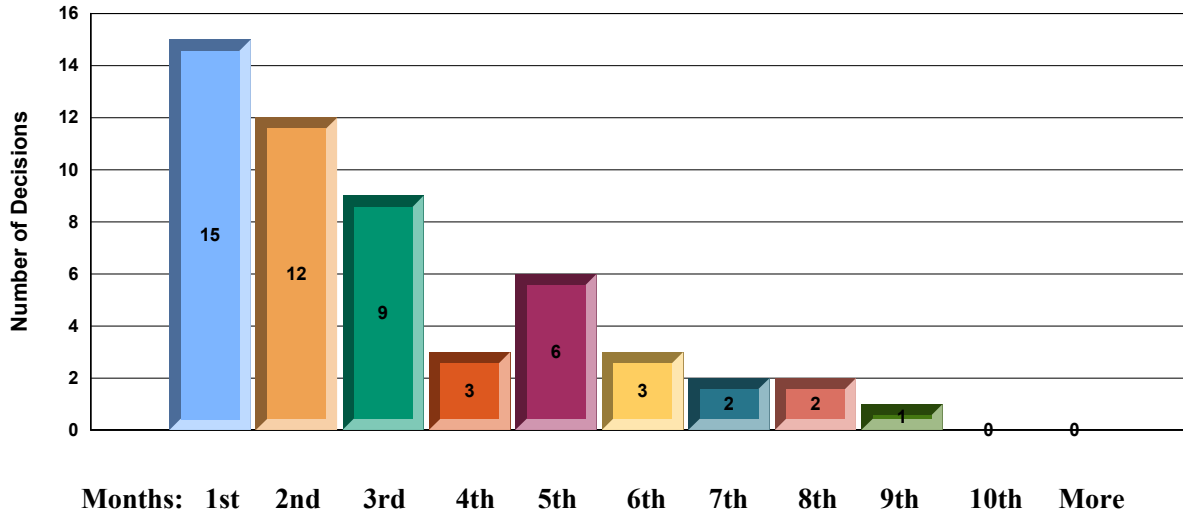
Overall Win Rate: 77.4%



The average time from motion filing to decision was 2.6 months from motion filing. The distribution of times to decision for these motions is illustrated in the chart below.

Distribution of Decisions

For North Carolina Western



Cogburn, Max

Total Decisions: 2

Total Granted: 2

Total Denied: 0

Total Granted in Part, Denied in Part: 0

Overall Win Rate: 100.0%

Average Time to Decision: 2.3 months from motion filing

Case Number	Case Name	Movant	Decision	Pendency (months)	Decision Date
3:11cv00019	Dunkin' Donuts Franchised Restaurants, LLC et al v. Naman Enterprises, Inc. et al	Plaintiff	Granted	2.27	5/26/2011
3:11cv00019	Dunkin' Donuts Franchised Restaurants, LLC et al v. Naman Enterprises, Inc. et al	Plaintiff	Granted	2.27	5/26/2011

Conrad, Robert

Total Decisions: 5

Total Granted: 5

Total Denied: 0

Total Granted in Part, Denied in Part: 0

Overall Win Rate: 100.0%

Average Time to Decision: 4.2 months from motion filing

Case Number	Case Name	Movant	Decision	Pendency (months)	Decision Date
3:10cv00660	Meineke Car Care Centers, Inc. v. Glasgow et al	Plaintiff	Granted	1.68	2/11/2011
3:11cv00017	Meineke Car Care Centers, Inc. v. Juakiem et al	Plaintiff	Granted	8.45	9/21/2011
3:11cv00584	Outdoor Lighting Perspectives Franchising, Inc. v. OLP - Pittsburgh, Inc. et al	Plaintiff	Granted	4.41	4/17/2012
3:11cv00607	Meineke Car Care Centers, Inc. v. Martinez	Plaintiff	Granted	4.67	4/20/2012
3:12cv00139	Meineke Car Care Centers, Inc. v. Vroeginday et al	Plaintiff	Granted	1.74	4/23/2012

Mullen, Graham

Total Decisions: 22

Total Granted: 15

Total Denied: 6

Total Granted in Part, Denied in Part: 1

Overall Win Rate: 70.5%

Average Time to Decision: 3.1 months from motion filing

Case Number	Case Name	Movant	Decision	Pendency (months)	Decision Date
3:04cv00384	Kiss Catalog, Ltd. v. Phil Elliott, et al., et al	Plaintiff	Granted	1.18	9/10/2004
3:00cv00347	Chick Fil A Inc v. Brake Xperts Inc	Plaintiff	Granted	2.17	1/12/2001
3:03cv00434	Merry Maids Ltd Prt v. Bremac Inc, et al	Plaintiff	Denied	5.26	2/18/2004
3:03cv00448	Meineke Car Care v. BJ Auto Inc, et al	Plaintiff	Granted in part, Denied in Part	3.06	12/18/2003
3:92cv00380	A.G. Dillard Motor v. Friedman, et al	Plaintiff	Granted	0.66	10/29/1992
3:92cv00389	IBM v. American Data Co., et al	Plaintiff	Granted	3.68	2/5/1993
3:94cv00374	Homelite v. Roger Toney, et al	Plaintiff	Granted	0.39	11/7/1994
3:95cv00131	Grateful Dead Prod., et al v. Does 1 thru 500	Plaintiff	Granted	0.03	3/17/1995
3:95cv00254	Richardson Sports, et al v. Pacific Broadcasting	Plaintiff	Denied	5.95	12/26/1995
3:96cv00448	Meineke Discount v. Kamran, et al	Plaintiff	Granted	4.80	3/6/1997
3:97cv00256	Lyons Partnership v. Morris Costumes, Inc, et al	Plaintiff	Denied	1.38	10/24/1997
3:97cv00399	Meineke Discount v. Pappas, et al	Plaintiff	Denied	7.01	2/20/1998
3:99cv00078	Meineke v. Macken, et al	Plaintiff	Granted	6.32	9/9/1999
5:91cv00116	Cochrane Furniture v. Broyhill Furniture, et al	Plaintiff	Denied	5.20	5/11/1992
3:05cv00130	Meineke Car Care Ctr v. Ward	Plaintiff	Granted	1.78	5/16/2005
3:06cv00087	Meineke Car Care Centers, Inc. v. Quinones et al	Plaintiff	Granted	2.99	6/1/2006
3:07cv00504	Providence Products, LLC et al v. Implus Footcare, LLC	Defendant	Denied	1.15	1/25/2008
3:09cv00167	Meineke Car Care Centers, Inc. v. M. Larrea Enterprises, Inc. et al	Plaintiff	Granted	2.63	7/9/2009
3:10cv00489	Meineke Car Care Centers, Inc. v. JW & CB, LLC et al	Plaintiff	Granted	2.17	12/6/2010
3:11cv00293	Meineke Car Care Centers, Inc. v. Negri et al	Plaintiff	Granted	6.91	1/11/2012
3:11cv00567	Outdoor Lighting Perspectives Franchising, Inc. v. Charrier et al	Plaintiff	Granted	1.84	1/18/2012
3:11cv00369	Meineke Car Care Centers, Inc. v. Bica et al	Plaintiff	Granted	2.24	10/5/2011

Reidinger, Martin

Total Decisions: 2

Total Granted: 1

Total Denied: 1

Total Granted in Part, Denied in Part: 0

Overall Win Rate: 50.0%

Average Time to Decision: 1.2 months from motion filing

Case Number	Case Name	Movant	Decision	Pendency (months)	Decision Date
3:09cv00044	Lance Mfg LLC et al v. Voortman Cookies Limited	Plaintiff	Granted	0.92	3/24/2009
1:10cv00065	Americal Corporation v. International Legwear Group, Inc.	Plaintiff	Denied	1.48	4/4/2011

Voorhees, Richard

Total Decisions: 18

Total Granted: 14

Total Denied: 3

Total Granted in Part, Denied in Part: 1

Overall Win Rate: 80.6%

Average Time to Decision: 1.9 months from motion filing

Case Number	Case Name	Movant	Decision	Pendency (months)	Decision Date
1:92cv00190	American Angus Asso. v. Sysco Corporation, et al	Plaintiff	Granted	0.36	10/26/1992
3:01cv00037	Giant Merchandising v. John Does 1-100, et al	Plaintiff	Granted	0.76	2/9/2001
3:01cv00229	Aire Serv Heating v. Moore, et al	Plaintiff	Granted	1.55	6/25/2001
3:02cv00191	Core Prop Inc v. Core Network Inc	Plaintiff	Denied	0.26	5/17/2002
3:02cv00351	Meineke Discount v. Bennett	Plaintiff	Granted	7.01	3/27/2003
3:02cv00514	Meineke v. S.D.L.H. Auto Ent, et al	Plaintiff	Granted	2.93	8/19/2003
3:03cv00158	Meineke Discount Muf v. Khader Intl Inc, et al	Plaintiff	Granted	4.38	8/19/2003
3:97cv00612	Meineke Discount v. Bitto	Plaintiff	Granted	0.76	12/31/1997
3:98cv00008	Meineke v. Mascort, et al	Plaintiff	Granted in part, Denied in Part	4.44	5/27/1998
3:98cv00284	Winterland Concessio, et al v. ABC Company, et al	Plaintiff	Granted	0.03	7/9/1998
5:00cv00126	Dale Earnhardt, Inc. v. Driver On Miss Prod, et al	Plaintiff	Denied	1.58	11/13/2000
5:00cv00126	Dale Earnhardt, Inc. v. Driver On Miss Prod, et al	Defendant	Denied	0.76	9/20/2001
3:02cv00050	Intl Speedway Corp, et al v. Various John and Jan, et al	Plaintiff	Granted	0.07	4/12/2002
3:02cv00050	Intl Speedway Corp, et al v. Various John and Jan, et al	Plaintiff	Granted	0.00	5/2/2002
3:09cv00527	Meineke Car Care Centers, Inc. v. Miraj	Plaintiff	Granted	4.54	4/28/2010
3:10cv00389	Meineke Car Care Centers, Inc. v. Tripoli Automotive, Inc.	Plaintiff	Granted	1.35	9/29/2010
3:10cv00551	Meineke Car Care Centers, Inc. v. Anderson et al	Plaintiff	Granted	2.53	1/19/2011
3:10cv00234	Meineke Car Care Centers, Inc. v. Catton	Plaintiff	Granted	1.12	6/24/2010

Whitney, Frank

Total Decisions: 4

Total Granted: 3

Total Denied: 1

Total Granted in Part, Denied in Part: 0

Overall Win Rate: 75.0%

Average Time to Decision: 1.3 months from motion filing

Case Number	Case Name	Movant	Decision	Pendency (months)	Decision Date
3:09cv00277	Bradford L. Picot, DDS et al v. Doctors Wilson & Wilson, PLLC, et al	Defendant	Denied	0.69	10/7/2009
3:10cv00031	Meineke Car Care Centers, Inc. v. Douglas	Plaintiff	Granted	0.10	3/26/2010
3:10cv00667	Meineke Car Care Centers, Inc. v. Glover	Plaintiff	Granted	0.76	1/21/2011
3:11cv00447	Salsarita's Franchising, LLC et al v. Allen Park Salsarita's, LLC et al	Plaintiff	Granted	3.68	1/4/2012

North Dakota

The dockets of trademark cases in North Dakota were examined to identify decisions on contested preliminary injunction motions. The number of decisions found, the number granted, and the number denied are as follows:

Total Decisions: 6

Total Granted: 1 Plaintiff Granted: 1 Defendant Granted: 0

Total Denied: 4 Plaintiff Denied: 4 Defendant Denied: 0

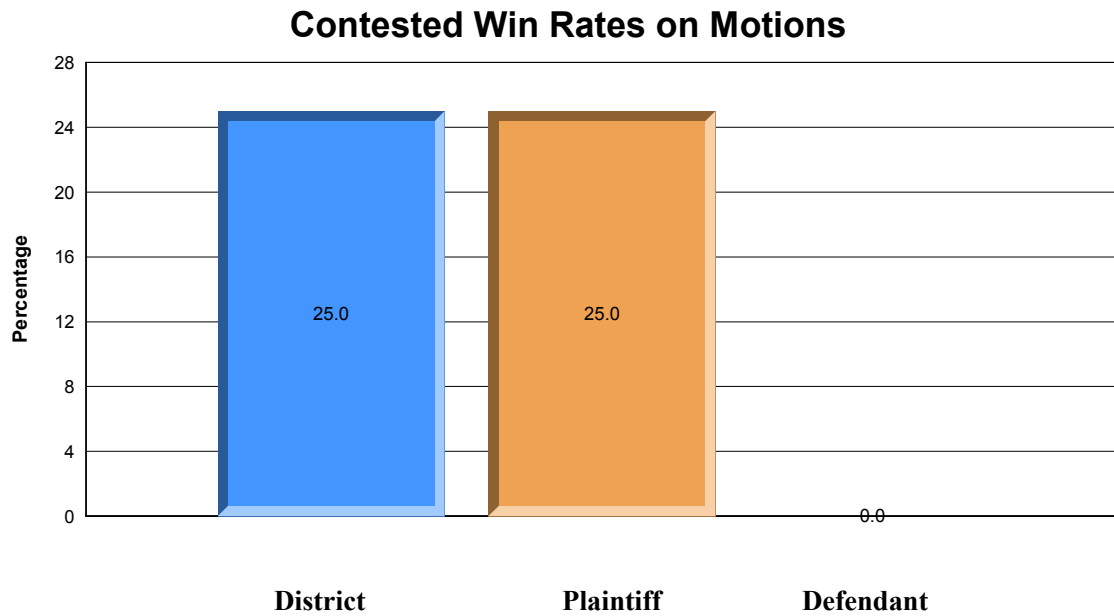
Total Granted in Part, Denied in Part: 1 Plaintiff Granted in Part: 1

Defendant Granted in Part: 0

Plaintiff Win Rate: 25.0%

Defendant Win Rate: 0.0%

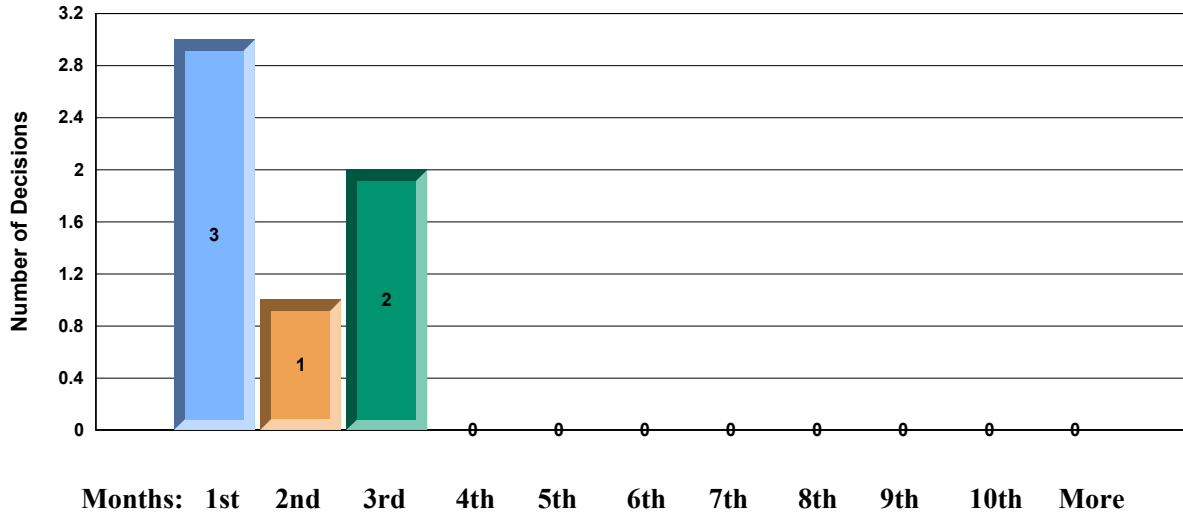
Overall Win Rate: 25.0%



The average time from motion filing to decision was 1.5 months from motion filing. The distribution of times to decision for these motions is illustrated in the chart below.

Distribution of Decisions

For North Dakota



Conmy, Patrick

Total Decisions: 4

Total Granted: 1

Total Denied: 2

Total Granted in Part, Denied in Part: 1

Overall Win Rate: 37.5%

Average Time to Decision: 1.5 months from motion filing

Case Number	Case Name	Movant	Decision	Pendency (months)	Decision Date
1:97cv00051	McLeodUSA Pblsh, et al v. Badlands Directory, et al	Plaintiff	Denied	1.61	6/27/1997
4:01cv00021	Wicks 'N' Sticks Inc v. Marsland, et al	Plaintiff	Granted in part, Denied in Part	2.93	5/15/2001
1:02cv00108	Pond Doctor, Inc. v. Pump Systems, Inc.	Plaintiff	Granted	0.69	10/30/2002
1:90cv00324	Bismarck State Bank v. Bismarck Natl Bank	Plaintiff	Denied	0.72	12/12/1990

Erickson, Ralph

Total Decisions: 1
Total Granted: 0
Total Denied: 1
Total Granted in Part, Denied in Part: 0
Overall Win Rate: 0.0%
Average Time to Decision: 2.1 months from motion filing

Case Number	Case Name	Movant	Decision	Pendency (months)	Decision Date
3:04cv00015	Midcontinent Lvstock v. Modern Livestock, et al	Plaintiff	Denied	2.11	7/20/2004

Hovland, Daniel

Total Decisions: 1
Total Granted: 0
Total Denied: 1
Total Granted in Part, Denied in Part: 0
Overall Win Rate: 0.0%
Average Time to Decision: 0.7 months from motion filing

Case Number	Case Name	Movant	Decision	Pendency (months)	Decision Date
4:06cv00014	American Promotional Events, Inc. v. Gaudreau et al	Plaintiff	Denied without Prejudice	0.69	4/4/2006

Ohio Northern

The dockets of trademark cases in Ohio Northern were examined to identify decisions on contested preliminary injunction motions. The number of decisions found, the number granted, and the number denied are as follows:

Total Decisions: 56

Total Granted: 27 Plaintiff Granted: 26 Defendant Granted: 1

Total Denied: 24 Plaintiff Denied: 23 Defendant Denied: 1

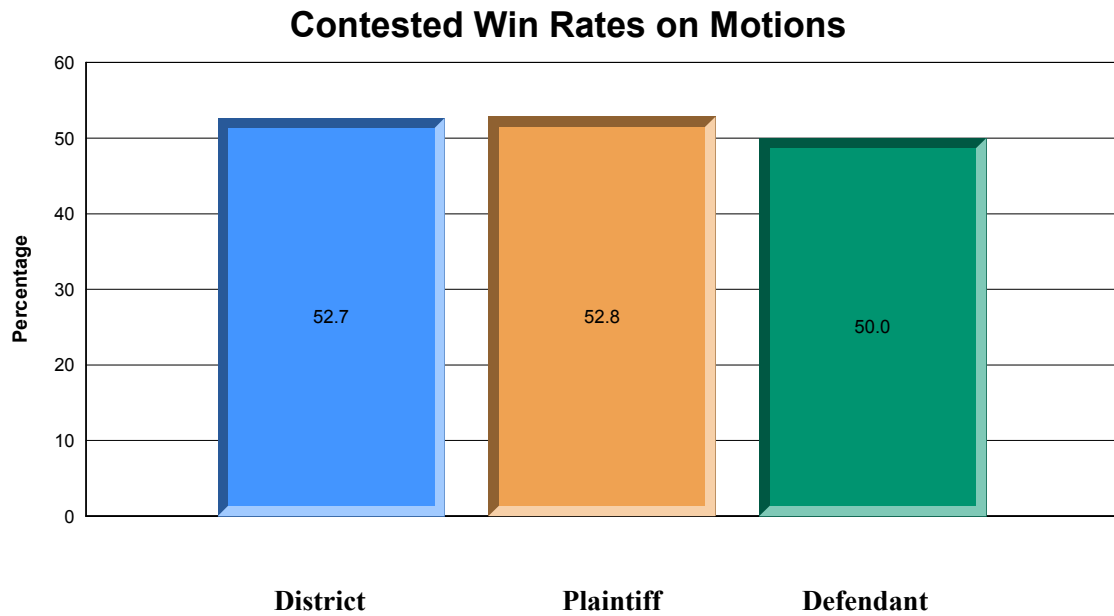
Total Granted in Part, Denied in Part: 5 Plaintiff Granted in Part: 4

Defendant Granted in Part: 1

Plaintiff Win Rate: 52.8%

Defendant Win Rate: 50.0%

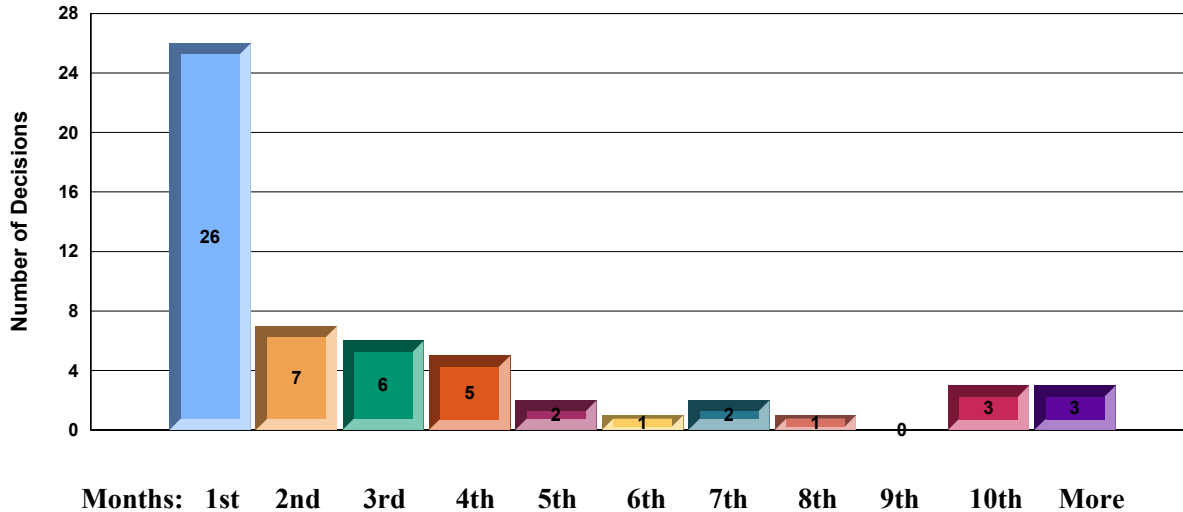
Overall Win Rate: 52.7%



The average time from motion filing to decision was 2.8 months from motion filing. The distribution of times to decision for these motions is illustrated in the chart below.

Distribution of Decisions

For Ohio Northern



Boyko, Christopher

Total Decisions: 1
 Total Granted: 0
 Total Denied: 1
 Total Granted in Part, Denied in Part: 0
 Overall Win Rate: 0.0%
 Average Time to Decision: 0.0 months from motion filing

Case Number	Case Name	Movant	Decision	Pendency (months)	Decision Date
1:06cv01230	Zinsser Brands Company et al v. Glidden Company, The	Plaintiff	Denied	0.03	5/19/2006

Carr, James

Total Decisions: 3
 Total Granted: 2
 Total Denied: 1
 Total Granted in Part, Denied in Part: 0
 Overall Win Rate: 66.7%
 Average Time to Decision: 1.7 months from motion filing

Case Number	Case Name	Movant	Decision	Pendency (months)	Decision Date
3:98cv07439	Libbey Glass Inc. v. Oneida Ltd., et al	Plaintiff	Denied	0.59	8/18/1998
3:98cv07296	Villager Franchise v. Lima Market Inc., et al	Plaintiff	Granted	2.53	8/7/1998
3:95cv07441	Taylor Made Golf Co v. Eagle Golf Products, et al	Plaintiff	Granted	2.07	9/27/1995

Dowd, David

Total Decisions: 11

Total Granted: 8

Total Denied: 3

Total Granted in Part, Denied in Part: 0

Overall Win Rate: 72.7%

Average Time to Decision: 2.6 months from motion filing

Case Number	Case Name	Movant	Decision	Pendency (months)	Decision Date
5:94cv00708	Gaut, et al v. Paul, et al	Plaintiff	Granted	9.44	1/13/1995
5:93cv01354	Blublocker Corp v. Sun Rams Products, et al	Plaintiff	Granted	0.03	8/19/1993
3:93cv07372	Snap-on Tools Corp v. Amer Tool Liquidator	Plaintiff	Granted	0.39	7/13/1993
5:90cv02130	Dee Ventures, Inc. v. Suarez Corporation	Plaintiff	Denied	0.30	12/21/1990
4:92cv00139	Roberts Express Inc v. Roberts X-Press Carr, et al	Plaintiff	Granted	0.49	2/6/1992
5:98cv01605	Wayne-Dalton Corp. v. Shoff, et al	Plaintiff	Granted	0.95	8/13/1998
5:92cv00577	Costello, et al v. Lungaro, et al	Plaintiff	Denied	11.84	3/15/1993
5:90cv00885	Old Europe Cheese, et al v. Brewster Dairy, Inc.	Plaintiff	Granted	0.20	5/21/1990
5:03cv00826	Kitchen Investment Group, Inc. v. Buchtel Food, Inc. et al	Plaintiff	Granted	2.73	8/25/2003
1:96cv00727	County Line Ltd LLC v. Gary Products Group, et al	Plaintiff	Denied	2.14	6/20/1996
1:08cv01115	SKF USA Inc. v. HMS Industries, LLC	Plaintiff	Granted	0.36	5/13/2008

Economus, Peter

Total Decisions: 1

Total Granted: 1

Total Denied: 0

Total Granted in Part, Denied in Part: 0

Overall Win Rate: 100.0%

Average Time to Decision: 0.3 months from motion filing

Case Number	Case Name	Movant	Decision	Pendency (months)	Decision Date
4:03cv00694	Days Inns Worldwide, Inc. v. Alibaba Charchor, Inc. et al	Plaintiff	Granted	0.30	4/24/2003

Gaughan, Patricia

Total Decisions: 3

Total Granted: 1

Total Denied: 2

Total Granted in Part, Denied in Part: 0

Overall Win Rate: 33.3%

Average Time to Decision: 1.8 months from motion filing

Case Number	Case Name	Movant	Decision	Pendency (months)	Decision Date
1:96cv02219	Matrix Essentials v. Malibu 2000, Inc.	Plaintiff	Denied	0.20	10/17/1996
1:96cv00899	Rock & Roll Museum, et al v. Gentile Productions, et al	Plaintiff	Granted	0.89	5/30/1996
1:02cv01129	In Zone Brands, Inc. v. Global Consumer Products, Inc.	Plaintiff	Denied	4.34	10/24/2002

Gwin, James

Total Decisions: 3

Total Granted: 2

Total Denied: 0

Total Granted in Part, Denied in Part: 1

Overall Win Rate: 83.3%

Average Time to Decision: 1.5 months from motion filing

Case Number	Case Name	Movant	Decision	Pendency (months)	Decision Date
5:98cv02010	Cleve Clinic Fndn v. GSI	Plaintiff	Granted	0.26	9/10/1998
5:02cv01859	Ziebart International Corporation et al v. Bejah Enterprises, LLC et al	Plaintiff	Granted	3.85	1/15/2003
5:00cv02133	Fitness Quest, Inc. et al v. Wonderfulbuys.com, Inc.	Plaintiff	Granted in part, Denied in Part	0.33	8/31/2000

Katz, David

Total Decisions: 9

Total Granted: 1

Total Denied: 6

Total Granted in Part, Denied in Part: 2

Overall Win Rate: 22.2%

Average Time to Decision: 3.8 months from motion filing

Case Number	Case Name	Movant	Decision	Pendency (months)	Decision Date
3:98cv07131	Webster Indus Inc v. Wilkie Bro Conveyors	Plaintiff	Denied	1.94	5/7/1998
3:97cv07132	Crdt Counseling Ctr v. Consumer Crdt Amer	Defendant	Denied	5.16	2/19/1998
3:98cv07131	Webster Indus Inc v. Wilkie Bro Conveyors	Plaintiff	Denied	1.94	5/7/1998
3:97cv07311	Colebrand Limited v. TechStar, Inc.	Plaintiff	Granted in part, Denied in Part	2.83	7/16/1997
3:97cv07132	Crdt Counseling Ctr v. Consumer Crdt Amer	Plaintiff	Granted in part, Denied in Part	12.01	2/19/1998
3:96cv07525	Ponderosa Franchisng v. Est of J G Brennan, et al	Plaintiff	Denied	1.94	10/21/1996
3:03cv07057	A.B. Cernelle v. Graminex LLC et al	Plaintiff	Denied without Prejudice	6.88	9/8/2003
3:02cv07018	Ewald v. DaimlerChrysler Corporation	Plaintiff	Denied	0.66	8/21/2002
3:10cv00969	KFC Corporation v. Lima "D" Brothers, Inc. et al	Plaintiff	Granted	0.63	6/1/2010

Lioi, Sara

Total Decisions: 1

Total Granted: 0

Total Denied: 1

Total Granted in Part, Denied in Part: 0

Overall Win Rate: 0.0%

Average Time to Decision: 0.2 months from motion filing

Case Number	Case Name	Movant	Decision	Pendency (months)	Decision Date
5:07cv02331	Laukus v. Rio Brands, Inc. et al	Plaintiff	Denied	0.23	8/7/2007

Nugent, Donald

Total Decisions: 5

Total Granted: 3

Total Denied: 1

Total Granted in Part, Denied in Part: 1

Overall Win Rate: 70.0%

Average Time to Decision: 2.6 months from motion filing

Case Number	Case Name	Movant	Decision	Pendency (months)	Decision Date
1:98cv00309	Carlisle Corporation v. Elastomeric Roofing	Plaintiff	Granted	6.68	8/28/1998
1:96cv01609	Mgt Recruiters Intl v. BMC Resources, Inc., et al	Plaintiff	Denied	0.00	7/25/1996
1:02cv02439	Amerispec, Inc. v. Bornhorst	Plaintiff	Granted in part, Denied in Part	4.97	5/13/2003
1:03cv01820	KTM North America, Inc. v. Bohn et al	Plaintiff	Granted	0.16	9/3/2003
1:09cv00592	Colortyme, Inc. v. WBT, Limited et al	Plaintiff	Granted	1.18	4/23/2009

Oliver, Solomon

Total Decisions: 7

Total Granted: 2

Total Denied: 5

Total Granted in Part, Denied in Part: 0

Overall Win Rate: 28.6%

Average Time to Decision: 5.0 months from motion filing

Case Number	Case Name	Movant	Decision	Pendency (months)	Decision Date
1:96cv02440	White Consol Indus v. Westinghouse Elec, et al	Plaintiff	Denied without Prejudice	3.95	5/6/1997
1:98cv02931	TA Operating Corp v. H.I.C. Corporation	Plaintiff	Denied	0.20	12/29/1998
1:97cv00014	Knights Franchise v. Feriyal Merchant	Plaintiff	Granted	3.75	4/30/1997
1:96cv02440	White Consol Indus v. Westinghouse Elec, et al	Plaintiff	Denied without Prejudice	3.59	5/6/1997
1:96cv00978	AmeriNet, Inc. v. Amerinet of Michigan	Plaintiff	Denied	15.46	8/22/1997
1:05cv01779	Gorell Enterprises, Inc. v. Window Factory of America, Inc.	Plaintiff	Granted	0.16	7/19/2005
1:00cv01601	Knights Franchise Systems, Inc. v. Patel et al	Plaintiff	Denied	7.89	2/23/2001

Wells, Lesley

Total Decisions: 11

Total Granted: 7

Total Denied: 3

Total Granted in Part, Denied in Part: 1

Overall Win Rate: 68.2%

Average Time to Decision: 2.0 months from motion filing

Case Number	Case Name	Movant	Decision	Pendency (months)	Decision Date
1:00cv00267	Ford Motor Company, et al v. Czech	Plaintiff	Granted	0.66	2/17/2000
1:00cv01950	Leidseplein Presse B.V. v. Does 1-100 et al	Defendant	Granted	0.30	8/10/2000
1:95cv02520	Northcoast Sport Srv v. Dunbar	Plaintiff	Denied	0.03	9/17/1996
1:95cv02520	Northcoast Sport Srv v. Dunbar	Plaintiff	Denied	1.45	11/14/1996
1:97cv00276	NBA Properties, Inc. v. Does, et al	Plaintiff	Granted	0.59	2/21/1997
1:97cv01614	Knights Franchise v. Patel, et al	Plaintiff	Granted	9.61	3/31/1998
1:98cv00347	Magic American Corp v. Doumar Products Inc.	Defendant	Granted in part, Denied in Part	3.59	7/28/1998
1:98cv00347	Magic American Corp v. Doumar Products Inc.	Plaintiff	Denied	2.96	7/28/1998
1:98cv01095	Knights Franchise v. Ajal Enterprises Inc, et al	Plaintiff	Granted	1.58	6/29/1998
1:98cv02549	Nettis Environmental v. IWI, Inc., et al	Plaintiff	Granted	1.15	12/11/1998
1:04cv00866	Ridge Tool Company v. Reed Manufacturing Company	Plaintiff	Granted	0.00	9/10/2004

White, George

Total Decisions: 1

Total Granted: 0

Total Denied: 1

Total Granted in Part, Denied in Part: 0

Overall Win Rate: 0.0%

Average Time to Decision: 9.3 months from motion filing

Case Number	Case Name	Movant	Decision	Pendency (months)	Decision Date
5:93cv01048	Royal Appliance Mfg v. Hoover Company Inc	Plaintiff	Denied	9.34	2/25/1994

Ohio Southern

The dockets of trademark cases in Ohio Southern were examined to identify decisions on contested preliminary injunction motions. The number of decisions found, the number granted, and the number denied are as follows:

Total Decisions: 50

Total Granted: 28 Plaintiff Granted: 28 Defendant Granted: 0

Total Denied: 20 Plaintiff Denied: 18 Defendant Denied: 2

Total Granted in Part, Denied in Part: 2 Plaintiff Granted in Part: 2

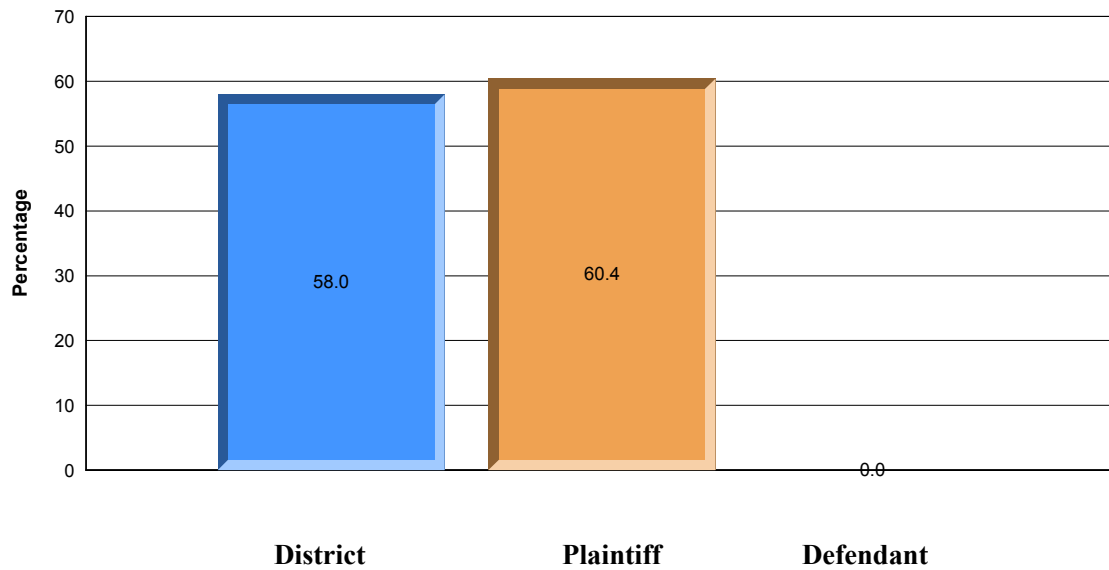
Defendant Granted in Part: 0

Plaintiff Win Rate: 60.4%

Defendant Win Rate: 0.0%

Overall Win Rate: 58.0%

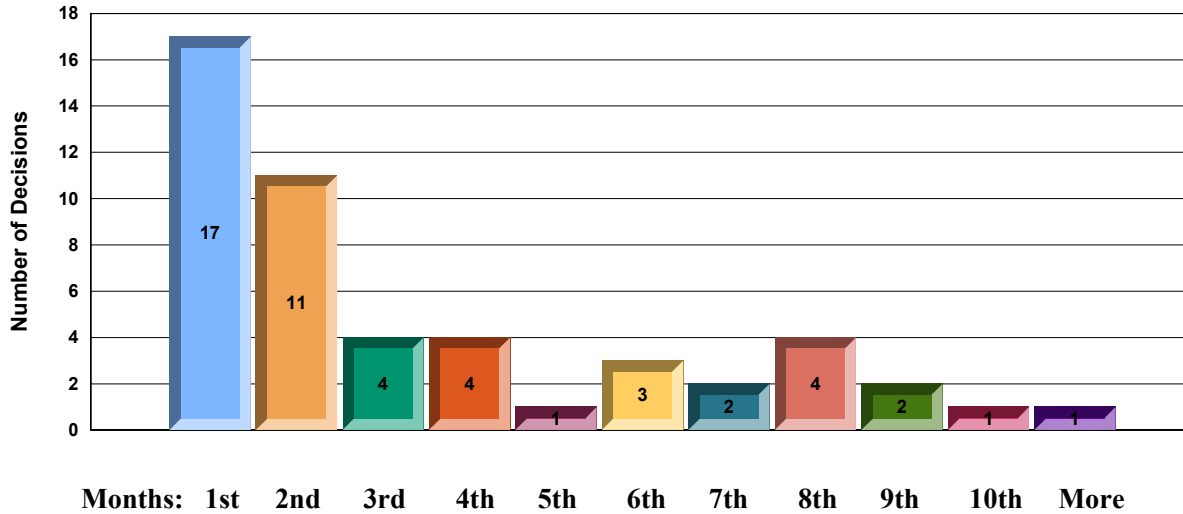
Contested Win Rates on Motions



The average time from motion filing to decision was 2.9 months from motion filing. The distribution of times to decision for these motions is illustrated in the chart below.

Distribution of Decisions

For Ohio Southern



Barrett, Michael

Total Decisions: 1
 Total Granted: 1
 Total Denied: 0
 Total Granted in Part, Denied in Part: 0
 Overall Win Rate: 100.0%
 Average Time to Decision: 3.3 months from motion filing

Case Number	Case Name	Movant	Decision	Pendency (months)	Decision Date
1:07cv00457	State Farm Mutual Automobile Insurance Company v. Sharon Woods Collision Center, Inc. et al	Plaintiff	Granted	3.29	12/9/2007

Beckwith, Sandra

Total Decisions: 4

Total Granted: 1

Total Denied: 3

Total Granted in Part, Denied in Part: 0

Overall Win Rate: 25.0%

Average Time to Decision: 1.6 months from motion filing

Case Number	Case Name	Movant	Decision	Pendency (months)	Decision Date
1:99cv00066	Zoom Telephonics Inc, et al v. Cincinnati Bell Inc, et al	Plaintiff	Denied	2.30	11/1/1999
1:99cv00583	Medrad Inc v. Liebel-Flarsheim Co, et al	Plaintiff	Denied	0.43	3/18/1999
3:93cv00389	Parts Express Intl v. Rombus Computer, et al	Plaintiff	Granted	1.68	12/3/1993
1:05cv00385	Current Communications Group LLC et al v. Current Media LLC et al	Plaintiff	Denied	1.88	8/2/2005

Diott, Susan

Total Decisions: 5

Total Granted: 2

Total Denied: 3

Total Granted in Part, Denied in Part: 0

Overall Win Rate: 40.0%

Average Time to Decision: 2.1 months from motion filing

Case Number	Case Name	Movant	Decision	Pendency (months)	Decision Date
1:00cv00225	SJI Wholesale Inc v. Berger, et al	Plaintiff	Denied	4.21	7/28/2000
1:00cv00225	SJI Wholesale Inc v. Berger, et al	Defendant	Denied	3.45	6/5/2001
1:02cv00542	Brookstone Co Inc v. Cinmar LP	Plaintiff	Granted	1.02	8/19/2002
1:96cv00981	Sportsmans Market v. Gulf Coast Avionics	Defendant	Denied	1.84	12/11/1996
3:97cv00449	Iams Company, et al v. Kal Kan Foods Inc	Plaintiff	Granted	0.13	10/14/1997

Frost, Gregory

Total Decisions: 6

Total Granted: 4

Total Denied: 2

Total Granted in Part, Denied in Part: 0

Overall Win Rate: 66.7%

Average Time to Decision: 2.1 months from motion filing

Case Number	Case Name	Movant	Decision	Pendency (months)	Decision Date
2:04cv01020	Restaurant Advertising Group, Inc. v. J.P. Morgan Chase & Co. et al	Plaintiff	Denied	3.75	2/11/2005
2:04cv00224	Petland Inc v. Hendrix et al	Plaintiff	Granted	5.76	9/14/2004
2:06cv00776	Sugar Creek Fountains, LLC v. Turtle Creek Fountains et al	Plaintiff	Granted	0.03	11/1/2006
1:09cv00318	Procter and Gamble Company v. Georgia-Pacific Consumer Products, LP	Plaintiff	Denied	2.86	8/3/2009
2:10cv00625	Days Inn Worldwide Inc v. Raxon General Trading U.S.A., Inc. et al	Plaintiff	Granted	0.03	7/23/2010
2:10cv00753	The Ohio State University v. Thomas et al	Plaintiff	Granted	0.00	8/27/2010

Graham, James

Total Decisions: 6

Total Granted: 4

Total Denied: 2

Total Granted in Part, Denied in Part: 0

Overall Win Rate: 66.7%

Average Time to Decision: 2.3 months from motion filing

Case Number	Case Name	Movant	Decision	Pendency (months)	Decision Date
2:00cv00125	Roxane Laboratories v. Unimed Pharmaceutica	Plaintiff	Denied	7.01	9/11/2000
2:03cv01095	Xerox Corporation v. MT Business Technologies Inc et al	Plaintiff	Granted	0.56	12/12/2003
2:90cv00895	Limited Express Inc v. Body Shop Intl Plc, et al	Plaintiff	Denied	1.22	2/20/1991
2:95cv01042	Paradise Foods Inc v. Porter	Plaintiff	Granted	1.74	12/18/1995
2:96cv01070	Compuserve Inc v. Cyber Promotions Inc, et al	Plaintiff	Granted	2.93	2/3/1997
2:03cv01095	Xerox Corporation v. MT Business Technologies Inc et al	Plaintiff	Granted	0.56	12/12/2003

Marbley, Algenon

Total Decisions: 3

Total Granted: 1

Total Denied: 2

Total Granted in Part, Denied in Part: 0

Overall Win Rate: 33.3%

Average Time to Decision: 3.5 months from motion filing

Case Number	Case Name	Movant	Decision	Pendency (months)	Decision Date
2:01cv00524	D & J Master Clean I v. Service Master Inc	Plaintiff	Denied	7.04	1/22/2002
2:99cv00602	Just for Feet Inc, et al v. MBA Marketing Corpor, et al	Plaintiff	Granted	2.04	8/30/1999
2:09cv00608	National K-9 Inc v. National Canine Association Inc	Plaintiff	Denied	1.35	12/10/2009

Merz, Michael

Total Decisions: 1

Total Granted: 1

Total Denied: 0

Total Granted in Part, Denied in Part: 0

Overall Win Rate: 100.0%

Average Time to Decision: 8.3 months from motion filing

Case Number	Case Name	Movant	Decision	Pendency (months)	Decision Date
3:92cv00344	Dap Products Inc v. Color Tile Mana	Plaintiff	Granted	8.32	5/26/1993

Rice, Walter

Total Decisions: 4

Total Granted: 2

Total Denied: 2

Total Granted in Part, Denied in Part: 0

Overall Win Rate: 50.0%

Average Time to Decision: 4.4 months from motion filing

Case Number	Case Name	Movant	Decision	Pendency (months)	Decision Date
3:96cv00314	Vining Industries v. M B Walton Inc	Plaintiff	Granted	7.01	3/20/1997
3:98cv00236	Antioch Company v. Western Trimming Cor	Plaintiff	Denied	1.84	8/3/1998
3:10cv00209	B & P Company, Inc. v. Sasa Online Stores et al	Plaintiff	Granted	6.97	12/30/2010
3:10cv00308	Peter Li, Inc. v. Bayard, Inc.	Plaintiff	Denied	1.71	9/20/2010

Rose, Thomas

Total Decisions: 2

Total Granted: 0

Total Denied: 1

Total Granted in Part, Denied in Part: 1

Overall Win Rate: 25.0%

Average Time to Decision: 4.6 months from motion filing

Case Number	Case Name	Movant	Decision	Pendency (months)	Decision Date
3:02cv00513	JLJ Inc, et al v. Santa's Best Craft	Plaintiff	Granted in part, Denied in Part	5.63	5/2/2003
3:11cv00047	Koyono Co v. Seven For All Mankind, LLC	Plaintiff	Denied	3.55	8/26/2011

Sargus, Edmund

Total Decisions: 7

Total Granted: 6

Total Denied: 0

Total Granted in Part, Denied in Part: 1

Overall Win Rate: 92.9%

Average Time to Decision: 2.6 months from motion filing

Case Number	Case Name	Movant	Decision	Pendency (months)	Decision Date
2:01cv00909	NBBJ East Limited v. NBBJ Training Academ	Plaintiff	Granted	0.89	10/15/2001
2:01cv01243	Too Inc, et al v. TJX Companies Inc	Plaintiff	Granted in part, Denied in Part	6.94	8/15/2002
2:01cv01243	Too Inc, et al v. TJX Companies Inc	Plaintiff	Granted	8.45	9/3/2002
2:05cv00568	Coach USA Inc v. Danny A Mouneimne Co et al	Plaintiff	Granted	1.05	7/15/2005
2:07cv00040	John Deere Shared Services, Inc. et al v. National City Bank et al	Plaintiff	Granted	0.03	1/19/2007
2:06cv00492	HER, Inc. et al v. RE/MAX First Choice, LLC et al	Plaintiff	Granted	0.00	1/5/2007
2:11cv00497	Bluemile, Inc. v. YourColo, LLC	Plaintiff	Granted	0.92	7/8/2011

Smith, George

Total Decisions: 2
 Total Granted: 1
 Total Denied: 1
 Total Granted in Part, Denied in Part: 0
 Overall Win Rate: 50.0%
 Average Time to Decision: 7.8 months from motion filing

Case Number	Case Name	Movant	Decision	Pendency (months)	Decision Date
2:01cv00198	Victoria's Secret, et al v. Artco Equipment Co, et al	Plaintiff	Granted	5.92	8/29/2001
2:98cv00431	Howard Johnson Inter v. ETC Hotel Corp, et al	Plaintiff	Denied without Prejudice	9.61	2/9/1999

Spiegel, S.

Total Decisions: 3
 Total Granted: 2
 Total Denied: 1
 Total Granted in Part, Denied in Part: 0
 Overall Win Rate: 66.7%
 Average Time to Decision: 0.3 months from motion filing

Case Number	Case Name	Movant	Decision	Pendency (months)	Decision Date
1:90cv00510	De King v. Epstein, et al	Plaintiff	Denied	0.49	7/25/1990
1:93cv00124	BCL (Ireland) Limite v. John Does 1-100, et al	Plaintiff	Granted	0.03	2/25/1993
1:93cv00413	Giant Merchandising, et al v. Does 1 thru 100, et al	Plaintiff	Granted	0.33	6/28/1993

Watson, Michael

Total Decisions: 2
 Total Granted: 2
 Total Denied: 0
 Total Granted in Part, Denied in Part: 0
 Overall Win Rate: 100.0%
 Average Time to Decision: 0.6 months from motion filing

Case Number	Case Name	Movant	Decision	Pendency (months)	Decision Date
1:05cv00029	Abercrombie & Fitch Trading Co. et al v. Fashion Shops of Kentucky Inc et al	Plaintiff	Granted	1.12	2/16/2005
1:05cv00752	Key Corp v. Champion Mortgage Group Ltd	Plaintiff	Granted	0.16	2/13/2006

Weber, Herman

Total Decisions: 4

Total Granted: 1

Total Denied: 3

Total Granted in Part, Denied in Part: 0

Overall Win Rate: 25.0%

Average Time to Decision: 4.8 months from motion filing

Case Number	Case Name	Movant	Decision	Pendency (months)	Decision Date
1:91cv00824	Rolex Watch USA Inc, et al v. Entwhistle, et al	Plaintiff	Granted	0.23	11/26/1991
1:95cv00289	Guardian Life Insura v. Guardian Underwriter, et al	Plaintiff	Denied	7.83	3/7/1996
1:95cv00681	BBI Marketing Serv v. Burke Marketing	Plaintiff	Denied	0.23	8/17/1995
1:95cv01118	Mini-Mix Inc v. Citywide Matls Inc, et al	Plaintiff	Denied	10.86	3/11/1997

Oklahoma Northern

The dockets of trademark cases in Oklahoma Northern were examined to identify decisions on contested preliminary injunction motions. The number of decisions found, the number granted, and the number denied are as follows:

Total Decisions: 2

Total Granted: 1 Plaintiff Granted: 1 Defendant Granted: 0

Total Denied: 1 Plaintiff Denied: 1 Defendant Denied: 0

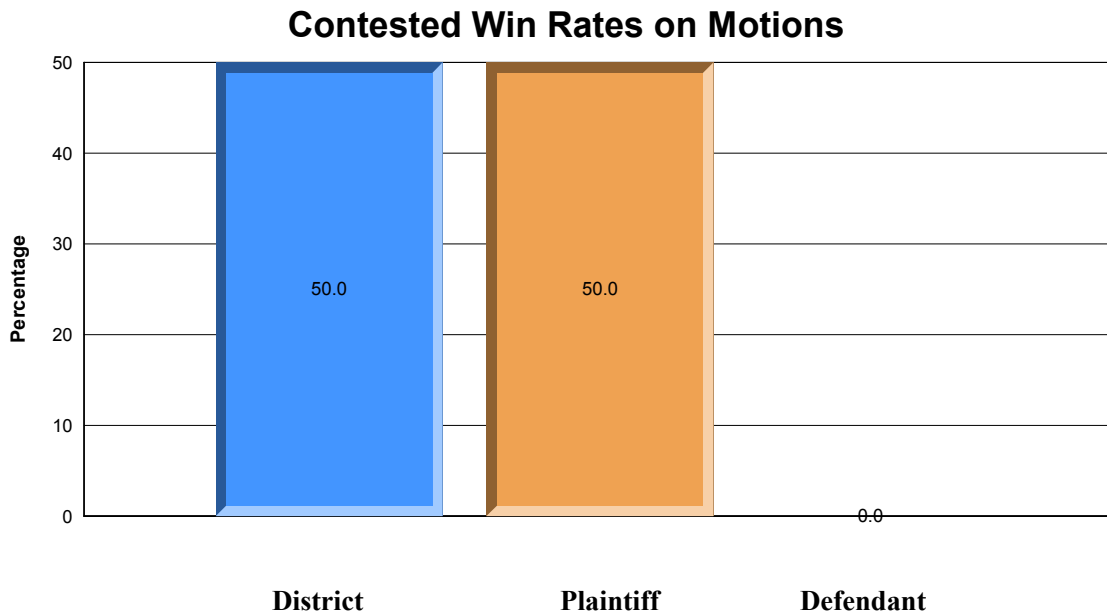
Total Granted in Part, Denied in Part: 0 Plaintiff Granted in Part: 0

Defendant Granted in Part: 0

Plaintiff Win Rate: 50.0%

Defendant Win Rate: 0.0%

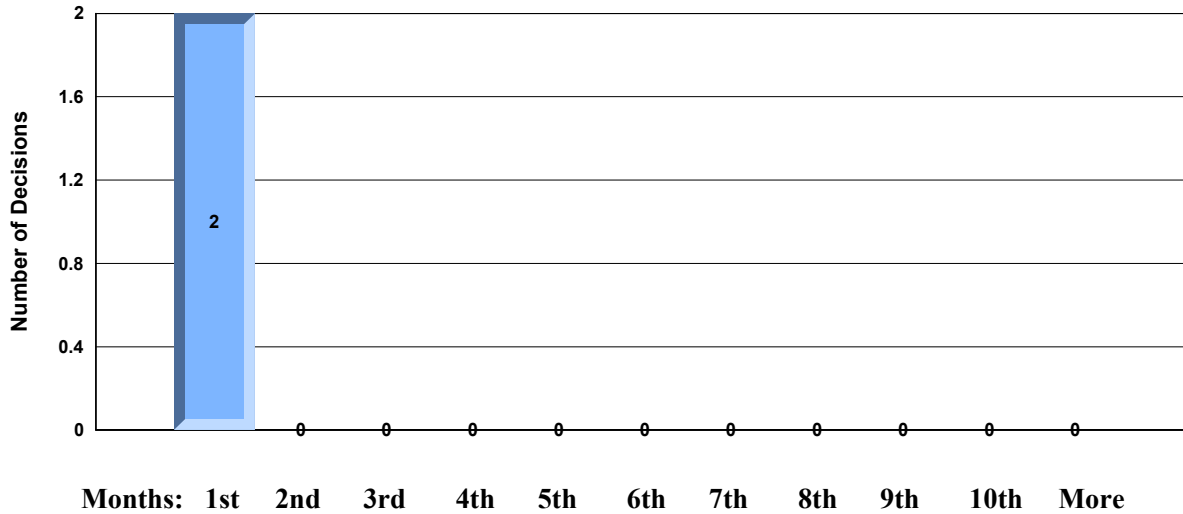
Overall Win Rate: 50.0%



The average time from motion filing to decision was 0.5 months from motion filing. The distribution of times to decision for these motions is illustrated in the chart below.

Distribution of Decisions

For Oklahoma Northern



Eagan, Claire

Total Decisions: 2

Total Granted: 1

Total Denied: 1

Total Granted in Part, Denied in Part: 0

Overall Win Rate: 50.0%

Average Time to Decision: 0.5 months from motion filing

Case Number	Case Name	Movant	Decision	Pendency (months)	Decision Date
4:05cv00322	Bell Helicopter Textron vs. Helicomb International, et al	Plaintiff	Denied	0.92	7/7/2005
4:06cv00434	Virgin Mobile USA, LLC v. Iser et al	Plaintiff	Granted	0.03	8/24/2006

Oklahoma Western

The dockets of trademark cases in Oklahoma Western were examined to identify decisions on contested preliminary injunction motions. The number of decisions found, the number granted, and the number denied are as follows:

Total Decisions: 18

Total Granted: 13 Plaintiff Granted: 13 Defendant Granted: 0

Total Denied: 4 Plaintiff Denied: 3 Defendant Denied: 1

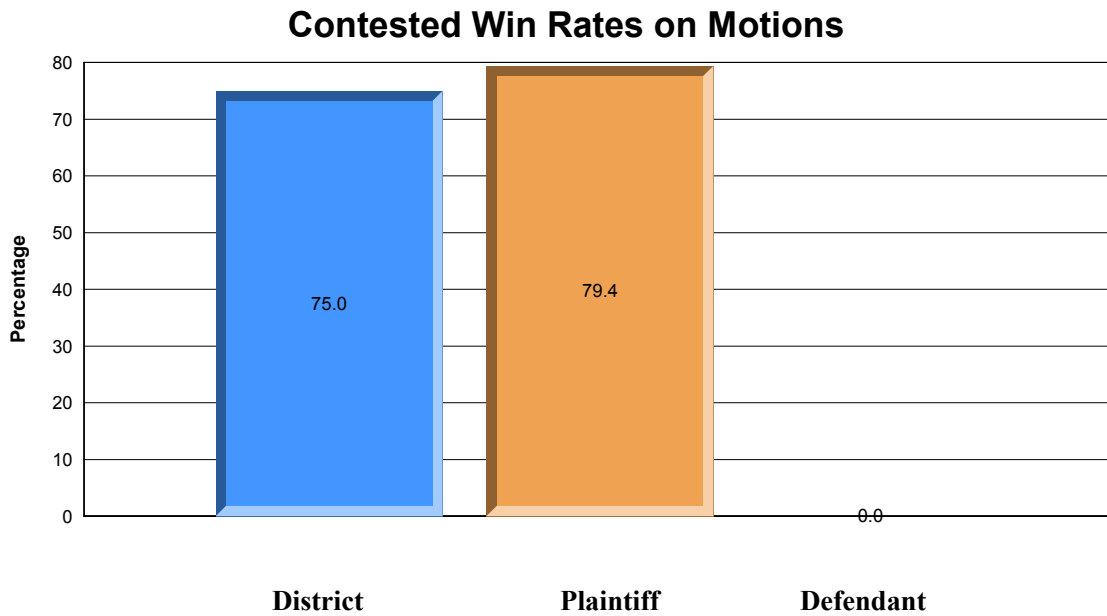
Total Granted in Part, Denied in Part: 1 Plaintiff Granted in Part: 1

Defendant Granted in Part: 0

Plaintiff Win Rate: 79.4%

Defendant Win Rate: 0.0%

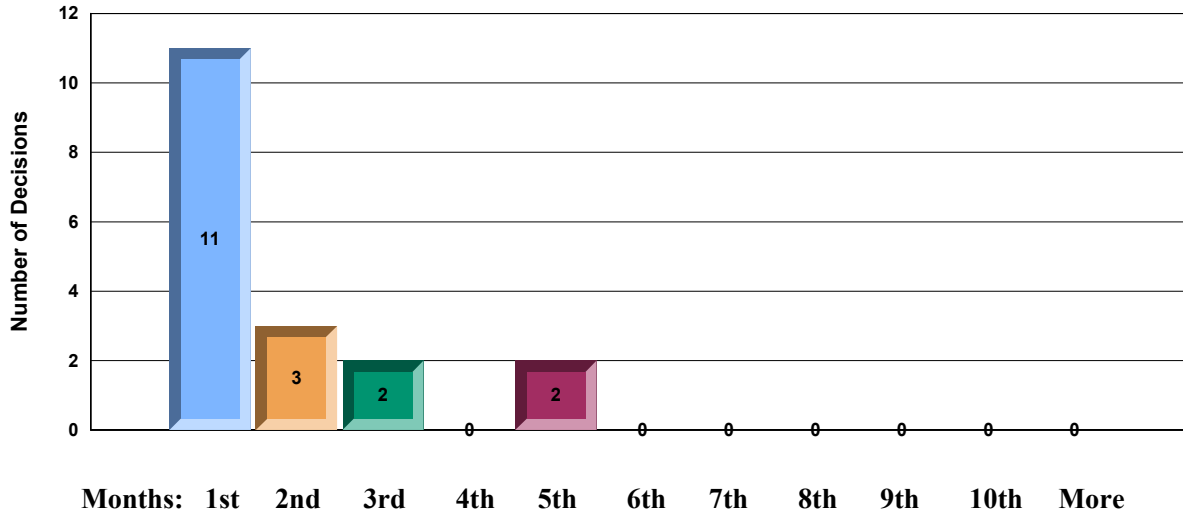
Overall Win Rate: 75.0%



The average time from motion filing to decision was 1.2 months from motion filing. The distribution of times to decision for these motions is illustrated in the chart below.

Distribution of Decisions

For Oklahoma Western



Heaton, Joe

Total Decisions: 2

Total Granted: 1

Total Denied: 1

Total Granted in Part, Denied in Part: 0

Overall Win Rate: 50.0%

Average Time to Decision: 0.7 months from motion filing

Case Number	Case Name	Movant	Decision	Pendency (months)	Decision Date
5:07cv00213	Lorillard Tobacco Company v. Raja et al	Plaintiff	Granted	1.12	3/27/2007
5:10cv01310	Arbuckle Adventures LLC v. Arbuckle Mountain Development LLC et al	Plaintiff	Denied	0.26	5/6/2011

Leonard, Timothy

Total Decisions: 4

Total Granted: 1

Total Denied: 3

Total Granted in Part, Denied in Part: 0

Overall Win Rate: 25.0%

Average Time to Decision: 1.4 months from motion filing

Case Number	Case Name	Movant	Decision	Pendency (months)	Decision Date
5:01cv01127	Rexair Inc v. Dressler	Plaintiff	Denied	0.49	8/2/2001
5:01cv01127	Rexair Inc v. Dressler	Defendant	Denied	2.50	12/19/2002
5:97cv01791	CD Warehouse Inc v. Callahan-Dresselhaus, et al	Plaintiff	Granted	2.01	1/6/1998
5:06cv00130	Mail Boxes Etc Inc v. CMS Enterprises Inc et al	Plaintiff	Denied without Prejudice	0.56	2/27/2006

Miles-LaGrange, Vicki

Total Decisions: 2

Total Granted: 1

Total Denied: 0

Total Granted in Part, Denied in Part: 1

Overall Win Rate: 75.0%

Average Time to Decision: 2.4 months from motion filing

Case Number	Case Name	Movant	Decision	Pendency (months)	Decision Date
5:97cv00608	Super 8 Motels Inc v. DBV Inc, et al	Plaintiff	Granted	4.28	8/29/1997
5:12cv00544	North American Insurance Agency Inc et al v. Bates	Plaintiff	Granted in part, Denied in Part	0.49	8/23/2012

Russell, David

Total Decisions: 10

Total Granted: 10

Total Denied: 0

Total Granted in Part, Denied in Part: 0

Overall Win Rate: 100.0%

Average Time to Decision: 1.0 months from motion filing

Case Number	Case Name	Movant	Decision	Pendency (months)	Decision Date
5:03cv00289	Lorillard Tobacco Co v. Kieu Le, et al	Plaintiff	Granted	0.53	3/21/2003
5:03cv00299	Lorillard Tobacco Co v. Tam T Nguyen, et al	Plaintiff	Granted	0.49	3/21/2003
5:03cv00300	Lorillard Tobacco v. Truong, et al	Plaintiff	Granted	0.49	3/21/2003
5:03cv00301	Lorillard Tobacco Co v. Mot Nguyen, et al	Plaintiff	Granted	0.49	3/21/2003
5:03cv00303	Lorillard Tobacco Co v. Tien V Bui, et al	Plaintiff	Granted	0.49	3/21/2003
5:03cv00304	Lorillard Tobacco Co v. Son H Nguyen, et al	Plaintiff	Granted	0.49	3/21/2003
5:93cv02064	Eateries Inc v. GRP of Texas Inc	Plaintiff	Granted	0.23	12/1/1993
5:97cv01239	Cajun Injector Inc v. Kimberlyn Food Corp, et al	Plaintiff	Granted	1.15	10/29/1997
5:09cv01140	Morgan Tire & Auto LLC v. Hibdon Autoplex LLC et al	Plaintiff	Granted	1.18	11/24/2009
5:10cv00639	QuiBids LLC v. 1524948 Alberta Ltd	Plaintiff	Granted	4.41	11/24/2010

Oregon

The dockets of trademark cases in Oregon were examined to identify decisions on contested preliminary injunction motions. The number of decisions found, the number granted, and the number denied are as follows:

Total Decisions: 30

Total Granted: 17 Plaintiff Granted: 16 Defendant Granted: 1

Total Denied: 10 Plaintiff Denied: 8 Defendant Denied: 2

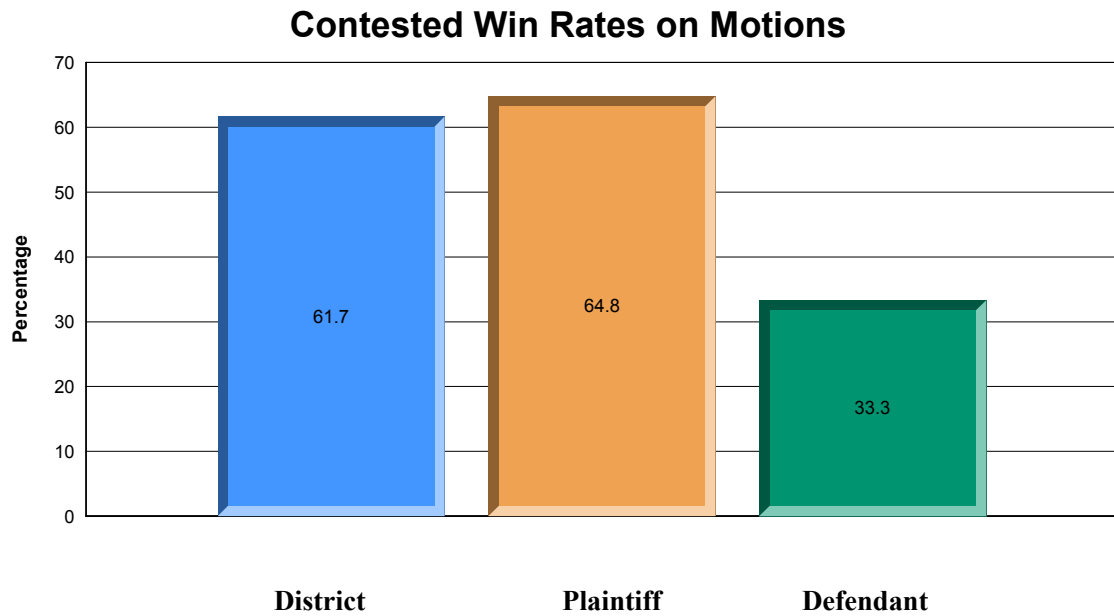
Total Granted in Part, Denied in Part: 3 Plaintiff Granted in Part: 3

Defendant Granted in Part: 0

Plaintiff Win Rate: 64.8%

Defendant Win Rate: 33.3%

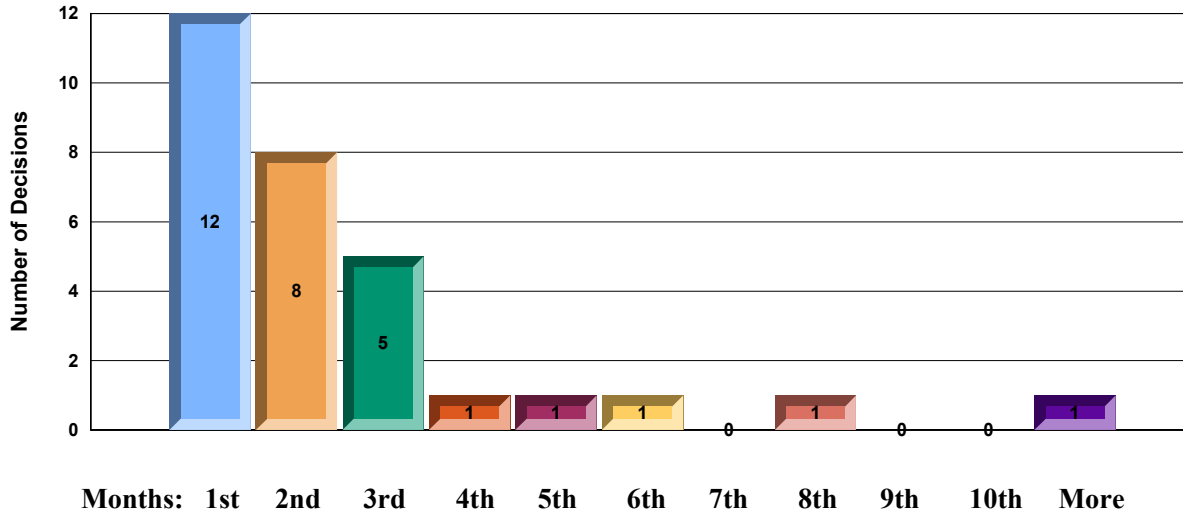
Overall Win Rate: 61.7%



The average time from motion filing to decision was 2.0 months from motion filing. The distribution of times to decision for these motions is illustrated in the chart below.

Distribution of Decisions

For Oregon



Aiken, Ann

Total Decisions: 6

Total Granted: 3

Total Denied: 2

Total Granted in Part, Denied in Part: 1

Overall Win Rate: 58.3%

Average Time to Decision: 1.7 months from motion filing

Case Number	Case Name	Movant	Decision	Pendency (months)	Decision Date
6:03cv01362	Edge Wireless, LLC v. U.S. Cellular Corporation	Plaintiff	Granted in part, Denied in Part	2.24	12/24/2003
6:99cv03083	Choice Hotels Intl v. Patel, et al	Plaintiff	Granted	3.16	3/7/2000
6:06cv06027	Mail Boxes Etc v. Sanford Industries, Inc. et al	Plaintiff	Denied	0.33	2/16/2006
6:08cv00451	LHO Washington Hotel Two, LLC v. Posh Ventures LLC	Plaintiff	Denied	1.09	6/10/2008
6:10cv00374	Adidas America, Inc. et al v. K&W LLC et al	Plaintiff	Granted	0.89	5/5/2010
6:10cv06379	Church Security Solutions, LLC v. Nationwide Church Security Specialist Group et al	Plaintiff	Granted	2.76	2/7/2011

Ashmanskas, Donald

Total Decisions: 1

Total Granted: 1

Total Denied: 0

Total Granted in Part, Denied in Part: 0

Overall Win Rate: 100.0%

Average Time to Decision: 5.9 months from motion filing

Case Number	Case Name	Movant	Decision	Pendency (months)	Decision Date
3:02cv01198	American Appraisal Associates, Inc. v. Terry Fisher	Plaintiff	Granted	5.89	2/25/2003

Coffin, Thomas

Total Decisions: 2

Total Granted: 0

Total Denied: 1

Total Granted in Part, Denied in Part: 1

Overall Win Rate: 25.0%

Average Time to Decision: 1.5 months from motion filing

Case Number	Case Name	Movant	Decision	Pendency (months)	Decision Date
6:02cv06260	Rose Art Industries, Inc et al v. Creative Platypus Limited et al	Plaintiff	Granted in part, Denied in Part	0.82	2/28/2003
6:01cv06239	Madentec Limited v. Eye Control Technologies, Inc.	Plaintiff	Denied	2.14	10/5/2001

Haggerty, Ancer

Total Decisions: 6

Total Granted: 4

Total Denied: 2

Total Granted in Part, Denied in Part: 0

Overall Win Rate: 66.7%

Average Time to Decision: 2.4 months from motion filing

Case Number	Case Name	Movant	Decision	Pendency (months)	Decision Date
3:03cv00066	General Media Communications, Incorporated v. Penthouse Web Design, Incorporated et al	Plaintiff	Granted	0.63	3/10/2003
3:03cv00895	Archway Cookies, LLC v. Smith Cookie Company et al	Plaintiff	Granted	0.26	7/14/2004
3:99cv00440	AANP v. American Assoc Natur	Plaintiff	Granted	1.35	5/10/1999
3:02cv00948	Starbucks Corporation v. Lundberg	Plaintiff	Denied	1.25	9/30/2002
3:02cv00761	CGI International, Inc. v. Hoffman et al	Plaintiff	Denied	0.59	7/9/2002
3:03cv00895	Archway Cookies, LLC v. Smith Cookie Company et al	Plaintiff	Granted	10.39	8/18/2004

Hogan, Michael

Total Decisions: 3

Total Granted: 2

Total Denied: 1

Total Granted in Part, Denied in Part: 0

Overall Win Rate: 66.7%

Average Time to Decision: 0.3 months from motion filing

Case Number	Case Name	Movant	Decision	Pendency (months)	Decision Date
6:97cv06176	Pyrodyne American v. Tallman	Plaintiff	Denied	0.03	7/2/1997
6:92cv06186	Mindoro Corporation v. Mindoro Corporation, et al	Plaintiff	Granted	0.56	6/8/1992
6:08cv06267	TM Computer Consulting, Inc. v. Apothacare, LLC et al	Plaintiff	Granted	0.43	9/11/2008

Hubel, Dennis

Total Decisions: 1

Total Granted: 1

Total Denied: 0

Total Granted in Part, Denied in Part: 0

Overall Win Rate: 100.0%

Average Time to Decision: 2.1 months from motion filing

Case Number	Case Name	Movant	Decision	Pendency (months)	Decision Date
3:00cv00249	National Mortgage v. Natl Mtg & Fin Srv	Plaintiff	Granted	2.07	4/21/2000

King, Garr

Total Decisions: 3

Total Granted: 2

Total Denied: 0

Total Granted in Part, Denied in Part: 1

Overall Win Rate: 83.3%

Average Time to Decision: 1.1 months from motion filing

Case Number	Case Name	Movant	Decision	Pendency (months)	Decision Date
3:97cv01573	Rycraft Incorporated v. Ribble Corporation	Plaintiff	Granted	1.05	10/16/2000
3:00cv00001	World Inspection Network International Inc. v. Temple et al	Plaintiff	Granted	2.01	4/10/2000
3:06cv00165	Mail Boxes Etc v. Johnson	Plaintiff	Granted in part, Denied in Part	0.10	2/9/2006

Mosman, Michael

Total Decisions: 6

Total Granted: 2

Total Denied: 4

Total Granted in Part, Denied in Part: 0

Overall Win Rate: 33.3%

Average Time to Decision: 2.1 months from motion filing

Case Number	Case Name	Movant	Decision	Pendency (months)	Decision Date
3:09cv01013	Too Marker Products, Inc. et al v. Shinhan Art Materials, Inc. et al	Plaintiff	Denied	1.22	12/3/2009
3:09cv00661	Adidas America, Inc. et al v. Herbalife International, Inc.	Plaintiff	Granted	7.73	2/12/2010
3:09cv00661	Adidas America, Inc. et al v. Herbalife International, Inc.	Plaintiff	Granted	0.03	1/29/2010
3:09cv00661	Adidas America, Inc. et al v. Herbalife International, Inc.	Defendant	Denied	0.92	3/29/2010
3:11cv00181	Columbia Sportswear Company et al v. GoldToeMoretz, LLC	Defendant	Denied	1.48	6/27/2011
3:10cv01211	CollegeNET, Inc. v. Google Inc.	Plaintiff	Denied without Prejudice	1.12	11/10/2010

Stewart, Janice

Total Decisions: 2

Total Granted: 2

Total Denied: 0

Total Granted in Part, Denied in Part: 0

Overall Win Rate: 100.0%

Average Time to Decision: 3.1 months from motion filing

Case Number	Case Name	Movant	Decision	Pendency (months)	Decision Date
3:02cv00237	Delex, LLC et al v. Delivery Express, Incorporated	Defendant	Granted	1.64	4/25/2002
3:96cv01473	Aegon USA Inc, et al v. Westmark Fin Serv, et al	Plaintiff	Granted	4.54	3/3/1997

Pennsylvania Eastern

The dockets of trademark cases in Pennsylvania Eastern were examined to identify decisions on contested preliminary injunction motions. The number of decisions found, the number granted, and the number denied are as follows:

Total Decisions: 102

Total Granted: 67 Plaintiff Granted: 66 Defendant Granted: 1

Total Denied: 31 Plaintiff Denied: 29 Defendant Denied: 2

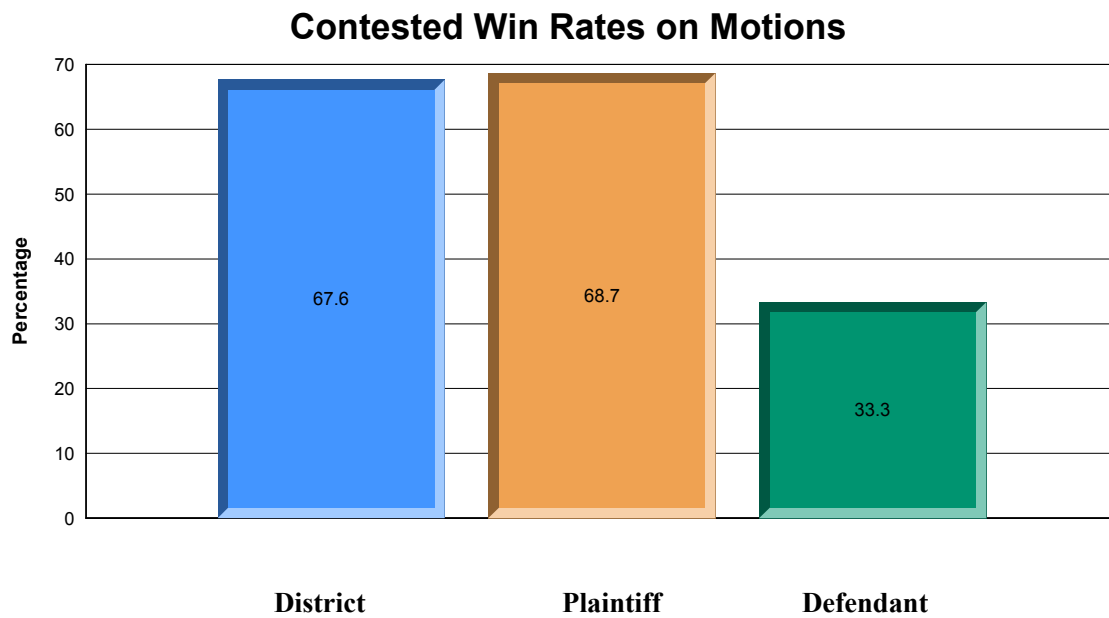
Total Granted in Part, Denied in Part: 4 Plaintiff Granted in Part: 4

Defendant Granted in Part: 0

Plaintiff Win Rate: 68.7%

Defendant Win Rate: 33.3%

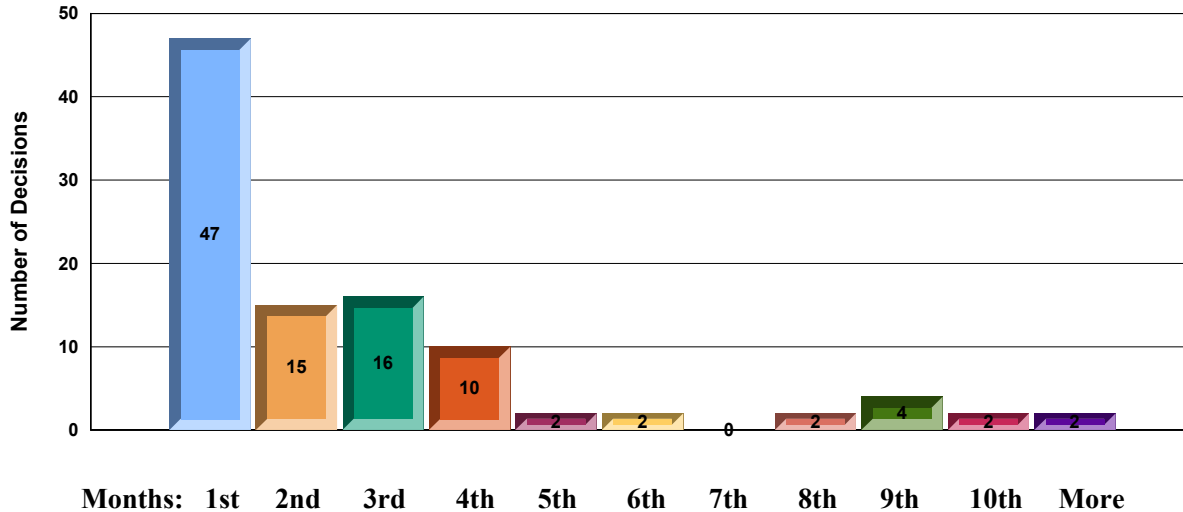
Overall Win Rate: 67.6%



The average time from motion filing to decision was 2.2 months from motion filing. The distribution of times to decision for these motions is illustrated in the chart below.

Distribution of Decisions

For Pennsylvania Eastern



Bartle, Harvey

Total Decisions: 1
 Total Granted: 0
 Total Denied: 1
 Total Granted in Part, Denied in Part: 0
 Overall Win Rate: 0.0%
 Average Time to Decision: 2.8 months from motion filing

Case Number	Case Name	Movant	Decision	Pendency (months)	Decision Date
2:96cv03504	TRANSDERMAL PRODUCTS v. PERFORM. CONTRACT, et al	Plaintiff	Denied	2.76	7/29/1996

Baylson, Michael

Total Decisions: 1
 Total Granted: 1
 Total Denied: 0
 Total Granted in Part, Denied in Part: 0
 Overall Win Rate: 100.0%
 Average Time to Decision: 2.7 months from motion filing

Case Number	Case Name	Movant	Decision	Pendency (months)	Decision Date
2:06cv04003	URBAN OUTFITTERS, INC. et al v. BCBG MAX AZRIA GROUP, INC. et al	Plaintiff	Granted	2.73	5/10/2007

Brody, Anita

Total Decisions: 5

Total Granted: 4

Total Denied: 1

Total Granted in Part, Denied in Part: 0

Overall Win Rate: 80.0%

Average Time to Decision: 1.6 months from motion filing

Case Number	Case Name	Movant	Decision	Pendency (months)	Decision Date
2:01cv00783	ANALYTIC RECRUITING v. ANALYTIC RESOURCES	Plaintiff	Granted	5.26	7/25/2001
2:98cv02640	J. KINDERMAN & SONS v. MINAMI INTERNATIONAL	Plaintiff	Denied	1.18	7/30/1998
2:01cv04141	PHILADELPHIA SECTION v. JERRY D. GRIFFITH, et al	Plaintiff	Granted	0.23	8/21/2001
2:98cv04111	CHOICE HOTELS INT'L v. PENNAVE ASSOCIATES, et al	Plaintiff	Granted	0.43	8/19/1998
2:09cv03459	SANDLESS FRANCHISE, LLC v. ALEWINE et al	Plaintiff	Granted	0.72	8/21/2009

Buckwalter, Ronald

Total Decisions: 4

Total Granted: 1

Total Denied: 3

Total Granted in Part, Denied in Part: 0

Overall Win Rate: 25.0%

Average Time to Decision: 3.8 months from motion filing

Case Number	Case Name	Movant	Decision	Pendency (months)	Decision Date
2:03cv06659	MKR GROUP, INC. v. HYGIENICS INDUSTRIES, INC. et al	Defendant	Denied	2.76	4/6/2004
2:91cv07006	JIFFY LUBE INT'L INC, et al v. J & D SERVICES, INC., et al	Plaintiff	Granted	0.16	11/13/1991
2:93cv05490	JUST BORN, INC. v. FARNAM COMPANIES INC	Plaintiff	Denied	2.14	12/22/1993
2:10cv03898	BROWN & BROWN, INC. et al v. COLA et al	Plaintiff	Denied	9.93	6/16/2011

Caracappa, Linda

Total Decisions: 1
 Total Granted: 0
 Total Denied: 0
 Total Granted in Part, Denied in Part: 1
 Overall Win Rate: 0.0%
 Average Time to Decision: 0.0 months from motion filing

Case Number	Case Name	Movant	Decision	Pendency (months)	Decision Date
2:08cv00369	COTTMAN TRANSMISSION SYSTEMS, LLC v. WOLFSGRUBER et al	Plaintiff	Granted in part, Denied in Part	5.20	6/30/2008

Dalzell, Stewart

Total Decisions: 7
 Total Granted: 4
 Total Denied: 3
 Total Granted in Part, Denied in Part: 0
 Overall Win Rate: 57.1%
 Average Time to Decision: 0.7 months from motion filing

Case Number	Case Name	Movant	Decision	Pendency (months)	Decision Date
2:00cv00494	SHIELDS v. ZUCCARINI, et al	Plaintiff	Granted	1.81	3/22/2000
2:96cv02558	CAROUSEL SYSTEMS v. ORDWAY, et al	Plaintiff	Granted	0.69	4/26/1996
2:98cv03165	RICHARDS v. CABLE NEWS NETWORK	Plaintiff	Denied	0.46	7/28/1998
2:98cv04074	QVC, INC. v. CHAPMAN, et al	Plaintiff	Granted	0.26	8/13/1998
2:99cv04384	CAPITAL BONDING CORP v. ABC BAIL BONDS, INC., et al	Plaintiff	Denied	0.99	9/30/1999
2:93cv03333	ROLEX WATCH U.S.A. I, et al v. JOHN DOES 1-5, et al	Plaintiff	Granted	0.33	7/2/1993
2:10cv00611	AAMCO TRANSMISSIONS, INC. v. DUNLAP	Plaintiff	Denied without Prejudice	0.56	3/5/2010

Davis, Legrome

Total Decisions: 2
 Total Granted: 0
 Total Denied: 2
 Total Granted in Part, Denied in Part: 0
 Overall Win Rate: 0.0%
 Average Time to Decision: 2.2 months from motion filing

Case Number	Case Name	Movant	Decision	Pendency (months)	Decision Date
2:04cv01235	SYNTHES (U.S.A.) et al v. GLOBUS MEDICAL, INC. et al	Plaintiff	Denied	0.16	10/20/2004
2:10cv00782	PHILLIPS v. TDI LAKOTA HOLDINGS LLC et al	Plaintiff	Denied	4.21	7/2/2010

DuBois, Jan

Total Decisions: 3

Total Granted: 2

Total Denied: 0

Total Granted in Part, Denied in Part: 1

Overall Win Rate: 83.3%

Average Time to Decision: 3.0 months from motion filing

Case Number	Case Name	Movant	Decision	Pendency (months)	Decision Date
2:92cv04295	F. SCHUMACHER & CO. v. SILVER WALLPAPER	Plaintiff	Granted in part, Denied in Part	4.97	12/22/1992
2:02cv00676	DUNKIN' DONUTS INC. v. AHMED	Plaintiff	Granted	2.53	4/26/2002
2:03cv00692	RED BULL NORTH AMERICA, INC. et al v. THE PHILLY GARAGE, LLC et al	Plaintiff	Granted	1.64	3/25/2003

Fullam, John

Total Decisions: 9

Total Granted: 6

Total Denied: 3

Total Granted in Part, Denied in Part: 0

Overall Win Rate: 66.7%

Average Time to Decision: 1.5 months from motion filing

Case Number	Case Name	Movant	Decision	Pendency (months)	Decision Date
2:00cv04835	NUTRISYSTEM.COM, INC v. EASTHAVEN, LTD., et al	Plaintiff	Granted	0.03	12/12/2000
2:02cv04068	BLUE BELL INN, INC. v. KAMARATOS et al	Plaintiff	Denied	2.57	10/18/2002
2:90cv05744	AU COTON v. SPAIN'S GIFTS & CARD, et al	Plaintiff	Granted	0.26	9/13/1990
2:91cv01515	NAT'L BUSINESS SERV. v. IMPACT ADVERTISING	Plaintiff	Denied	2.63	7/12/1991
2:91cv03918	CITY OF HOPE v. CITY OF HOPE, et al	Plaintiff	Granted	0.23	6/27/1991
2:97cv07075	OLLIS BROTHERS, INC. v. OLLIS, et al	Plaintiff	Granted	3.29	2/26/1998
2:98cv02088	WEST COAST FRANCHIS v. FRANCO, et al	Plaintiff	Granted	0.30	4/30/1998
2:98cv05695	KUTZTOWN PENNSYLVAN v. THOMAS, et al	Plaintiff	Denied	3.55	2/11/1999
2:07cv04024	SIGNATURES NETWORK, INC. v. VARIOUS JOHN DOES et al	Plaintiff	Granted	0.69	10/17/2007

Gardner, James

Total Decisions: 3
 Total Granted: 2
 Total Denied: 1
 Total Granted in Part, Denied in Part: 0
 Overall Win Rate: 66.7%
 Average Time to Decision: 3.8 months from motion filing

Case Number	Case Name	Movant	Decision	Pendency (months)	Decision Date
2:04cv05690	SERVICEMASTER RESIDENTIAL/COMMERCIAL SERVICES, L.P. v. WELL DONE, INC. et al	Plaintiff	Granted	2.34	2/17/2005
5:08cv01293	CINDER BLOCK, INC. v. VARIOUS JOHN DOES et al	Plaintiff	Granted	0.13	3/21/2008
5:10cv00017	TES FRANCHISING, LLC et al v. DOMBACH et al	Plaintiff	Denied	9.08	10/7/2010

Goldberg, Mitchell

Total Decisions: 1
 Total Granted: 0
 Total Denied: 1
 Total Granted in Part, Denied in Part: 0
 Overall Win Rate: 0.0%
 Average Time to Decision: 0.6 months from motion filing

Case Number	Case Name	Movant	Decision	Pendency (months)	Decision Date
2:11cv06638	HEALTH AND BODY STORE, LLC et al v. JUSTBRAND LIMITED et al	Plaintiff	Denied	0.56	11/10/2011

Jones, C

Total Decisions: 2
 Total Granted: 1
 Total Denied: 1
 Total Granted in Part, Denied in Part: 0
 Overall Win Rate: 50.0%
 Average Time to Decision: 8.4 months from motion filing

Case Number	Case Name	Movant	Decision	Pendency (months)	Decision Date
2:10cv00810	GEMMER et al v. SURREY SERVICES FOR SENIORS, INC.	Plaintiff	Denied	8.62	12/13/2010
2:10cv00810	GEMMER et al v. SURREY SERVICES FOR SENIORS, INC.	Defendant	Granted	8.16	12/13/2010

Joyner, J.

Total Decisions: 9

Total Granted: 6

Total Denied: 3

Total Granted in Part, Denied in Part: 0

Overall Win Rate: 66.7%

Average Time to Decision: 2.8 months from motion filing

Case Number	Case Name	Movant	Decision	Pendency (months)	Decision Date
2:00cv03482	COTTMAN TRANS. SYS. v. DAVIS, et al	Plaintiff	Denied	0.13	7/18/2000
2:00cv05015	LVI SERVICES INC. v. NATIONAL SERVICES CO, et al	Plaintiff	Granted	0.07	10/6/2000
2:01cv01076	GREAT EXPECTATIONS F v. GREATER RELATIONS, et al	Plaintiff	Denied	0.69	3/26/2001
2:03cv00848	APPLIED TECHNOLOGY INTERNATIONAL, LTD. et al	Plaintiff	Granted	3.45	5/28/2003
2:03cv04277	HEALTH ADVOCATE, INC. v. HEALTH ADVOCATES, LLP	Plaintiff	Granted	2.57	1/30/2004
2:05cv04074	GODDARD SYSTEMS, INC. v. TYSON et al	Plaintiff	Granted	1.22	9/21/2005
2:96cv02450	BARMASTERS BARTEND, et al v. AUTHENTIC BARTENDING, et al	Plaintiff	Granted	2.63	6/13/1996
2:97cv07241	THE MITTEN GROUP, IN v. BILLENNIUM, L.P., et al	Plaintiff	Granted	2.47	2/9/1998
2:08cv02590	DELAWARE VALLEY FINANCIAL GROUP, INC. et al v. PRINCIPAL LIFE INSURANCE COMPANY et al	Plaintiff	Denied	11.78	6/2/2009

Kelly, Robert

Total Decisions: 5

Total Granted: 5

Total Denied: 0

Total Granted in Part, Denied in Part: 0

Overall Win Rate: 100.0%

Average Time to Decision: 1.1 months from motion filing

Case Number	Case Name	Movant	Decision	Pendency (months)	Decision Date
2:01cv05665	BOOKS ARE FUN, LTD. v. MODZEL, et al	Plaintiff	Granted	1.18	12/19/2001
2:90cv06781	THE BLACK & DECKER, et al v. NATIONAL MEDIA CORP., et al	Plaintiff	Granted	1.12	11/26/1990
2:93cv02785	RAMADA FRANCHISE v. QUEEN'S BAY JOINT	Plaintiff	Granted	1.22	7/1/1993
2:98cv02038	KFC CORPORATION v. KENNEDY FRIED, et al	Plaintiff	Granted	1.38	6/11/1998
2:09cv00605	AAMCO TRANSMISSIONS, INC. v. ONWUEGBUSI	Plaintiff	Granted	0.66	3/4/2009

McLaughlin, Mary

Total Decisions: 4

Total Granted: 3

Total Denied: 1

Total Granted in Part, Denied in Part: 0

Overall Win Rate: 75.0%

Average Time to Decision: 1.8 months from motion filing

Case Number	Case Name	Movant	Decision	Pendency (months)	Decision Date
2:00cv02251	J. ARTIST MANAGEMENT v. VARIOUS JOHN DOES., et al	Plaintiff	Granted	0.03	5/3/2000
2:03cv05812	VOLKSWAGEN AG et al v. WAGENWERKS, INC.	Plaintiff	Granted	2.04	12/22/2003
2:04cv06055	QUINN CONSTRUCTION, INC. v. QUINN CONTRACTORS, INC. et al	Plaintiff	Granted	3.06	4/1/2005
2:11cv06764	COTTMAN TRANSMISSION SYSTEMS, LLC v. DASILVA et al	Plaintiff	Denied without Prejudice	1.91	1/11/2012

O'Neill, Thomas

Total Decisions: 7

Total Granted: 3

Total Denied: 3

Total Granted in Part, Denied in Part: 1

Overall Win Rate: 50.0%

Average Time to Decision: 3.9 months from motion filing

Case Number	Case Name	Movant	Decision	Pendency (months)	Decision Date
2:01cv01366	BIG FORK, L.L.C. v. NUTINSKY, et al	Plaintiff	Granted	1.15	4/26/2001
2:93cv02445	MAVIC, INC. v. SECURITY BICYCLE	Plaintiff	Granted	2.20	8/3/1993
2:93cv02448	MAVIC, INC. v. HANSING	Plaintiff	Granted in part, Denied in Part	7.57	1/13/1994
2:99cv00579	E.M.E. (ELECTRO MED) v. HAMILTON MEDICAL AG, et al	Plaintiff	Denied without Prejudice	11.74	3/21/2000
2:99cv06463	THE QUIGLEY CORP v. LEE, et al	Plaintiff	Granted	1.22	1/28/2000
2:08cv05796	ZING TOYS, INC. v. THINK LINK, INC	Defendant	Denied	0.13	2/13/2009
2:08cv05635	NOASHA LLC v. NORDIC GROUP OF COMPANIES, LTD. et al	Plaintiff	Denied	3.49	6/18/2009

Padova, John

Total Decisions: 3

Total Granted: 3

Total Denied: 0

Total Granted in Part, Denied in Part: 0

Overall Win Rate: 100.0%

Average Time to Decision: 1.2 months from motion filing

Case Number	Case Name	Movant	Decision	Pendency (months)	Decision Date
2:92cv05625	ROLEX WATCH U.S.A., et al v. QUANG CHE HA, et al	Plaintiff	Granted	0.33	10/8/1992
2:94cv06449	QVC INC. v. QPC JEWELRY, INC.	Plaintiff	Granted	3.13	1/27/1995
2:04cv04943	CRAFT-BILT MANUFACTURING COMPANY v. ARITOCRAT SHADE PRODUCTS LIMITED	Plaintiff	Granted	0.20	10/28/2004

Pollak, Louis

Total Decisions: 1
 Total Granted: 0
 Total Denied: 1
 Total Granted in Part, Denied in Part: 0
 Overall Win Rate: 0.0%
 Average Time to Decision: 3.1 months from motion filing

Case Number	Case Name	Movant	Decision	Pendency (months)	Decision Date
2:91cv01458	SOUTHEAST SEAWIND, et al v. SILVA, et al	Plaintiff	Denied	3.06	6/7/1991

Pratter, Gene

Total Decisions: 2
 Total Granted: 2
 Total Denied: 0
 Total Granted in Part, Denied in Part: 0
 Overall Win Rate: 100.0%
 Average Time to Decision: 1.9 months from motion filing

Case Number	Case Name	Movant	Decision	Pendency (months)	Decision Date
2:10cv04153	ACCOR FRANCHISING NORTH AMERICA, LLC et al v. KARMA HOLDINGS, LLC et al	Plaintiff	Granted	0.69	9/22/2010
2:11cv02860	CHROMAGEN VISION, LLC v. EICHENHOLTZ et al	Plaintiff	Granted	3.03	9/15/2011

Robreno, Eduardo

Total Decisions: 2
 Total Granted: 2
 Total Denied: 0
 Total Granted in Part, Denied in Part: 0
 Overall Win Rate: 100.0%
 Average Time to Decision: 0.1 months from motion filing

Case Number	Case Name	Movant	Decision	Pendency (months)	Decision Date
2:93cv01645	TEXACO INC. v. GRAVES, et al	Plaintiff	Granted	0.10	4/1/1993
2:94cv02161	ATHLETE'S FOOT v. WEN-BOB, INC., et al	Plaintiff	Granted	0.03	4/7/1994

Sanchez, Juan

Total Decisions: 2

Total Granted: 1

Total Denied: 0

Total Granted in Part, Denied in Part: 1

Overall Win Rate: 75.0%

Average Time to Decision: 2.4 months from motion filing

Case Number	Case Name	Movant	Decision	Pendency (months)	Decision Date
2:07cv00331	EDUCATIONAL DIRECTORIES UNLIMITED v. GRADUATESCHOOL.COM, INC.	Plaintiff	Granted	1.84	9/10/2008
2:11cv02796	WARDEN et al v. FALK et al	Plaintiff	Granted in part, Denied in Part	2.99	7/27/2011

Savage, Timothy

Total Decisions: 1

Total Granted: 1

Total Denied: 0

Total Granted in Part, Denied in Part: 0

Overall Win Rate: 100.0%

Average Time to Decision: 0.2 months from motion filing

Case Number	Case Name	Movant	Decision	Pendency (months)	Decision Date
2:11cv01843	M. COHEN & SONS, INC. v. COHEN IRON WORKS, LLC et al	Plaintiff	Granted	0.20	3/23/2011

Schiller, Berle

Total Decisions: 6

Total Granted: 5

Total Denied: 1

Total Granted in Part, Denied in Part: 0

Overall Win Rate: 83.3%

Average Time to Decision: 1.0 months from motion filing

Case Number	Case Name	Movant	Decision	Pendency (months)	Decision Date
2:00cv04055	ELECTRONICS BOUTIQUE v. ZUCCARINI	Plaintiff	Granted	0.00	8/10/2000
2:02cv02880	THE EINSTEIN ACADEMY CHARTER SCHOOL v. TUTORBOTS, INC. et al	Plaintiff	Granted	0.10	5/17/2002
2:02cv06950	SCANVEC AMIABLE LIMITED ET. AL. v. AMICA CHINA CO., LTD.	Plaintiff	Granted	0.00	8/27/2002
2:05cv04210	OAK ASSOCIATES, LTD. v. PALMER	Plaintiff	Granted	0.82	2/7/2006
2:11cv04009	AAMCO TRANSMISSIONS, INC. v. DUNLAP	Plaintiff	Granted	1.81	8/16/2011
2:10cv02716	AAMCO TRANSMISSIONS, INC. v. SCHROEPFER	Plaintiff	Denied	3.19	9/13/2010

Shapiro, Norma

Total Decisions: 4

Total Granted: 4

Total Denied: 0

Total Granted in Part, Denied in Part: 0

Overall Win Rate: 100.0%

Average Time to Decision: 0.6 months from motion filing

Case Number	Case Name	Movant	Decision	Pendency (months)	Decision Date
2:01cv00979	CENTURY 21 REAL ESTA v. DIGENNARO REAL ESTAT, et al	Plaintiff	Granted	1.38	4/10/2001
2:90cv05229	PEP BOYS v. TRIANGLE CORP., et al	Plaintiff	Granted	0.69	9/14/1990
2:93cv03965	GETTY PETROLEUM CORP v. MATTA	Plaintiff	Granted	0.16	7/28/1993
2:94cv06150	POLO RALPH LAUREN, et al v. GLOBAL FASHIONS, et al	Plaintiff	Granted	0.00	10/7/1994

Slomsky, Joel

Total Decisions: 2
 Total Granted: 2
 Total Denied: 0
 Total Granted in Part, Denied in Part: 0
 Overall Win Rate: 100.0%
 Average Time to Decision: 5.6 months from motion filing

Case Number	Case Name	Movant	Decision	Pendency (months)	Decision Date
2:10cv02249	ALLIANCE BANK v. NEW CENTURY BANK	Plaintiff	Granted	2.47	7/28/2010
2:10cv07194	DRUMMOND SCIENTIFIC COMPANY v. QUASAR INSTRUMENTS, LLC	Plaintiff	Granted	8.68	8/31/2011

Stengel, Lawrence

Total Decisions: 1
 Total Granted: 0
 Total Denied: 1
 Total Granted in Part, Denied in Part: 0
 Overall Win Rate: 0.0%
 Average Time to Decision: 0.1 months from motion filing

Case Number	Case Name	Movant	Decision	Pendency (months)	Decision Date
2:07cv00067	MCQ'S ENTERPRISES, INC. v. PHILADELPHIA PARKING AUTHORITY et al	Plaintiff	Denied	0.10	1/11/2007

Surrick, Richard

Total Decisions: 3
 Total Granted: 1
 Total Denied: 2
 Total Granted in Part, Denied in Part: 0
 Overall Win Rate: 33.3%
 Average Time to Decision: 1.5 months from motion filing

Case Number	Case Name	Movant	Decision	Pendency (months)	Decision Date
2:01cv06024	BASKIN-ROBBINS INC., et al v. ERIC GLACE, INC., et al	Plaintiff	Granted	3.91	3/29/2002
2:11cv04518	BARROLLE et al v. THE LIBERIAN SPORTS ASSOCIATION OF PENNSYLVANIA et al	Plaintiff	Denied	0.23	7/25/2011
2:11cv04518	BARROLLE et al v. THE LIBERIAN SPORTS ASSOCIATION OF PENNSYLVANIA et al	Plaintiff	Denied	0.23	7/25/2011

Tucker, Petrese

Total Decisions: 5

Total Granted: 4

Total Denied: 1

Total Granted in Part, Denied in Part: 0

Overall Win Rate: 80.0%

Average Time to Decision: 1.5 months from motion filing

Case Number	Case Name	Movant	Decision	Pendency (months)	Decision Date
2:01cv05631	COTTMAN TRANS SYS, et al v. HUBBARD, et al	Plaintiff	Denied	0.20	11/15/2001
2:02cv08449	COTTMAN TRANSMISSION SYSTEMS, LLC et al v. BANNY et al	Plaintiff	Granted	0.20	11/20/2002
2:02cv08450	TIFFANY (NJ) INC. et al v. KATZ IMPORTS, INC. et al	Plaintiff	Granted	0.03	11/14/2002
2:02cv08450	TIFFANY (NJ) INC. et al v. KATZ IMPORTS, INC. et al	Plaintiff	Granted	0.00	12/19/2002
2:03cv06945	CNB FINANCIAL CORP. v. CNB COMMUNITY BANK (IO)	Plaintiff	Granted	7.20	9/30/2004

VanArtsdalen, Donald

Total Decisions: 2

Total Granted: 1

Total Denied: 1

Total Granted in Part, Denied in Part: 0

Overall Win Rate: 50.0%

Average Time to Decision: 4.2 months from motion filing

Case Number	Case Name	Movant	Decision	Pendency (months)	Decision Date
2:90cv06649	AMATEUR ATHLETIC UNI v. UNITED STATES NATURA, et al	Plaintiff	Granted	0.26	10/25/1990
2:95cv03648	ROSETTA OIL INC. v. QC 2000 PRODUCTS, et al	Plaintiff	Denied without Prejudice	8.19	2/13/1996

Yohn, William

Total Decisions: 4

Total Granted: 3

Total Denied: 1

Total Granted in Part, Denied in Part: 0

Overall Win Rate: 75.0%

Average Time to Decision: 1.3 months from motion filing

Case Number	Case Name	Movant	Decision	Pendency (months)	Decision Date
2:00cv03725	ESPE AMERICA, INC. v. TRI-STATE DENTAL INC	Plaintiff	Granted	0.23	7/31/2000
2:02cv08165	WOODSTREAM CORPORATION v. MONTGOMERY MOUSE TRAP COMPANY	Plaintiff	Denied without Prejudice	0.95	11/26/2002
2:92cv03091	PEOPLE CARE INCOR v. CHERRY HILL PEO CARE, et al	Plaintiff	Granted	1.12	7/1/1992
2:10cv04696	AAMCO TRANSMISSIONS, INC. v. DEVRIES	Plaintiff	Granted	2.96	12/14/2010

Pennsylvania Middle

The dockets of trademark cases in Pennsylvania Middle were examined to identify decisions on contested preliminary injunction motions. The number of decisions found, the number granted, and the number denied are as follows:

Total Decisions: 18

Total Granted: 11 Plaintiff Granted: 11 Defendant Granted: 0

Total Denied: 7 Plaintiff Denied: 6 Defendant Denied: 1

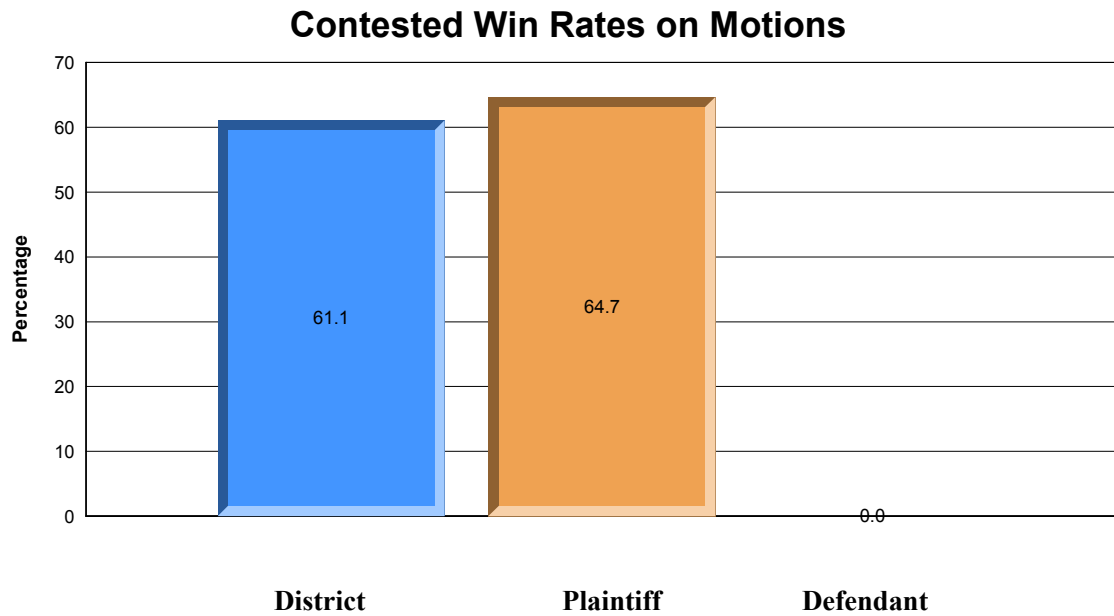
Total Granted in Part, Denied in Part: 0 Plaintiff Granted in Part: 0

Defendant Granted in Part: 0

Plaintiff Win Rate: 64.7%

Defendant Win Rate: 0.0%

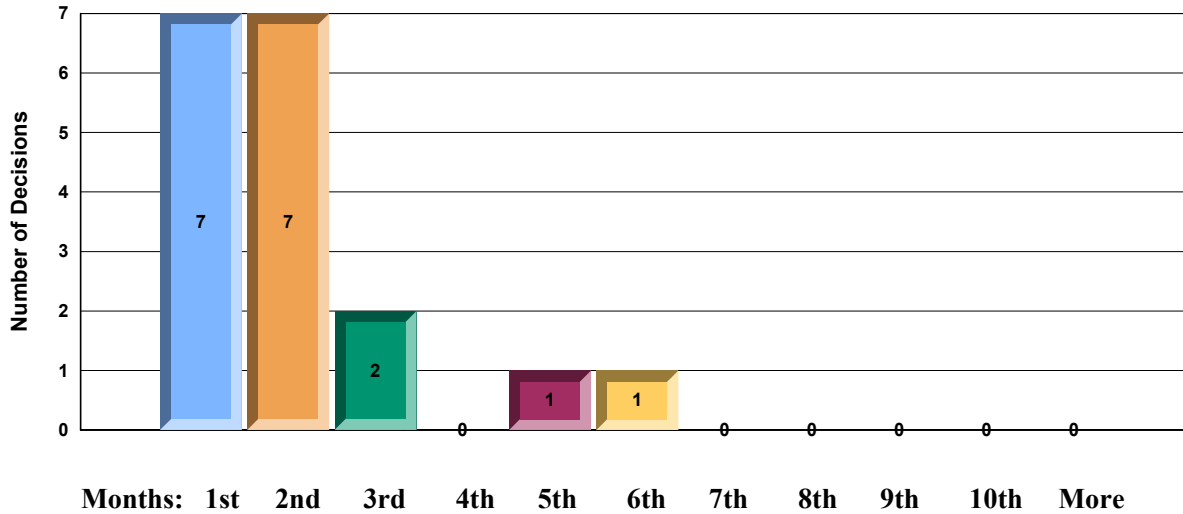
Overall Win Rate: 61.1%



The average time from motion filing to decision was 1.6 months from motion filing. The distribution of times to decision for these motions is illustrated in the chart below.

Distribution of Decisions

For Pennsylvania Middle



Caldwell, William

Total Decisions: 2

Total Granted: 2

Total Denied: 0

Total Granted in Part, Denied in Part: 0

Overall Win Rate: 100.0%

Average Time to Decision: 1.0 months from motion filing

Case Number	Case Name	Movant	Decision	Pendency (months)	Decision Date
1:90cv00849	Hershey Foods Corp. v. Hershey Creamery Co.	Plaintiff	Granted	1.78	9/12/1990
1:94cv00748	Winterland Concessio, et al v. Various John Does, et al	Plaintiff	Granted	0.13	5/23/1994

Caputo, A.

Total Decisions: 3

Total Granted: 2

Total Denied: 1

Total Granted in Part, Denied in Part: 0

Overall Win Rate: 66.7%

Average Time to Decision: 0.5 months from motion filing

Case Number	Case Name	Movant	Decision	Pendency (months)	Decision Date
3:06cv00259	RD Distribution, Inc. v. Roger Dubuis North America, Inc. et al	Plaintiff	Denied	1.09	3/8/2006
3:09cv00386	Doctor's Associates, Inc. v. Krashnak	Plaintiff	Granted	0.20	3/12/2009
3:11cv01888	Ameritox, Ltd. v. Medytox Labs, LLC et al	Plaintiff	Granted	0.13	10/17/2011

Conner, Christopher

Total Decisions: 1

Total Granted: 0

Total Denied: 1

Total Granted in Part, Denied in Part: 0

Overall Win Rate: 0.0%

Average Time to Decision: 2.3 months from motion filing

Case Number	Case Name	Movant	Decision	Pendency (months)	Decision Date
4:12cv01313	Avco Corporation v. Precision Airmotive LLC	Defendant	Denied	2.30	11/19/2012

Jones, John

Total Decisions: 1

Total Granted: 1

Total Denied: 0

Total Granted in Part, Denied in Part: 0

Overall Win Rate: 100.0%

Average Time to Decision: 1.9 months from motion filing

Case Number	Case Name	Movant	Decision	Pendency (months)	Decision Date
1:11cv00901	National Fuel Marketing Company, LLC v. National Fuel Gas Company	Plaintiff	Granted	1.94	8/26/2011

Kane, Yvette

Total Decisions: 3

Total Granted: 3

Total Denied: 0

Total Granted in Part, Denied in Part: 0

Overall Win Rate: 100.0%

Average Time to Decision: 0.4 months from motion filing

Case Number	Case Name	Movant	Decision	Pendency (months)	Decision Date
1:01cv01366	Knowles, et al v. Does, et al	Plaintiff	Granted	0.10	7/27/2001
1:11cv02176	Accor Franchising North America, LLC et al v. HI Hotel Group, LLC et al	Plaintiff	Granted	0.53	12/14/2011
1:11cv02176	Accor Franchising North America, LLC et al v. HI Hotel Group, LLC et al	Plaintiff	Granted	0.53	12/14/2011

Muir, Malcolm

Total Decisions: 6

Total Granted: 3

Total Denied: 3

Total Granted in Part, Denied in Part: 0

Overall Win Rate: 50.0%

Average Time to Decision: 2.6 months from motion filing

Case Number	Case Name	Movant	Decision	Pendency (months)	Decision Date
4:00cv00847	Dunkin' Donuts Incor v. Donuts and More Donu, et al	Plaintiff	Denied without Prejudice	1.32	6/21/2000
4:02cv01791	Putnam Company v. Aces & Eights Realty, et al	Plaintiff	Denied	1.38	11/19/2002
4:96cv01409	Winner International v. ETc'Cessories, et al	Plaintiff	Denied	4.87	2/14/1997
4:05cv01614	Merry Maids, L.P. v. Harvey, et al	Plaintiff	Granted	1.84	10/4/2005
4:05cv01614	Merry Maids, L.P. v. Harvey, et al	Plaintiff	Granted	5.76	3/27/2006
4:07cv00565	Are U Hungry v. R You Hungry Grill & More	Plaintiff	Granted	0.69	4/30/2007

Rambo, Sylvia

Total Decisions: 2

Total Granted: 0

Total Denied: 2

Total Granted in Part, Denied in Part: 0

Overall Win Rate: 0.0%

Average Time to Decision: 1.8 months from motion filing

Case Number	Case Name	Movant	Decision	Pendency (months)	Decision Date
1:96cv01703	Cotter & Company v. Tru-Valu Constructio, et al	Plaintiff	Denied	2.24	12/9/1996
1:99cv00475	Lebanon Chemical Cor v. The Scotts Company	Plaintiff	Denied	1.35	5/5/1999

Pennsylvania Western

The dockets of trademark cases in Pennsylvania Western were examined to identify decisions on contested preliminary injunction motions. The number of decisions found, the number granted, and the number denied are as follows:

Total Decisions: 19

Total Granted: 9 Plaintiff Granted: 9 Defendant Granted: 0

Total Denied: 9 Plaintiff Denied: 8 Defendant Denied: 1

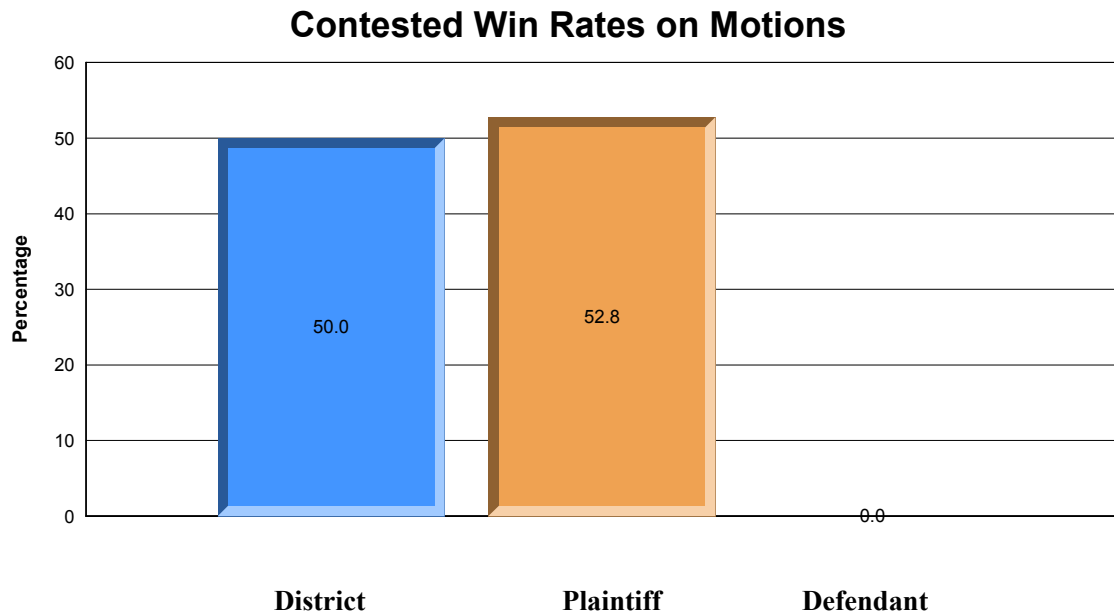
Total Granted in Part, Denied in Part: 1 Plaintiff Granted in Part: 1

Defendant Granted in Part: 0

Plaintiff Win Rate: 52.8%

Defendant Win Rate: 0.0%

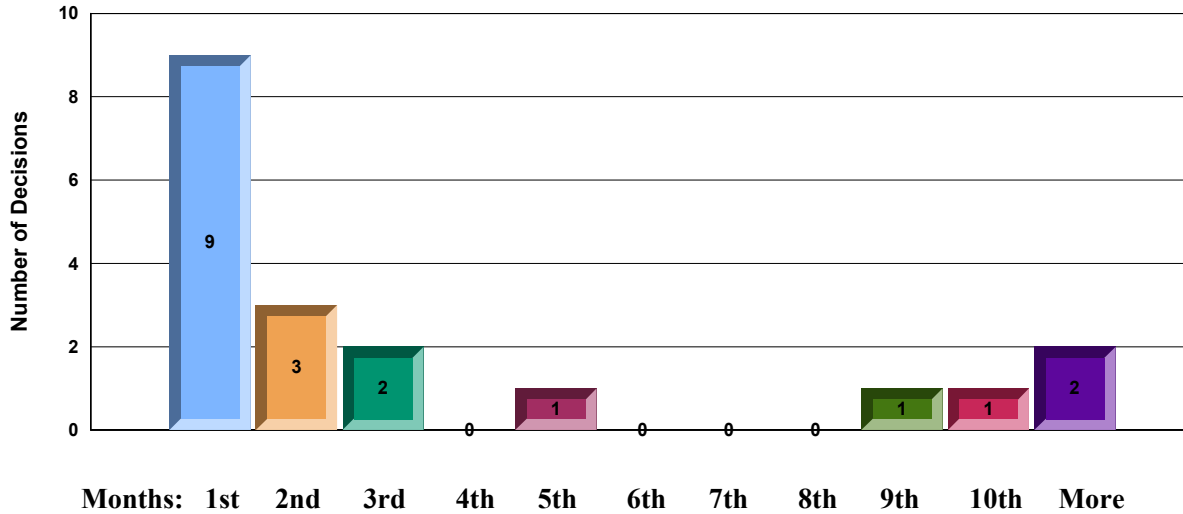
Overall Win Rate: 50.0%



The average time from motion filing to decision was 3.5 months from motion filing. The distribution of times to decision for these motions is illustrated in the chart below.

Distribution of Decisions

For Pennsylvania Western



Ambrose, Donetta

Total Decisions: 1
 Total Granted: 0
 Total Denied: 1
 Total Granted in Part, Denied in Part: 0
 Overall Win Rate: 0.0%
 Average Time to Decision: 4.6 months from motion filing

Case Number	Case Name	Movant	Decision	Pendency (months)	Decision Date
2:96cv01487	DUNKIN' DONUTS INC., et al v. GOPI ENTERPRISES, et al	Plaintiff	Denied	4.61	1/2/1997

Cercone, David

Total Decisions: 3

Total Granted: 2

Total Denied: 1

Total Granted in Part, Denied in Part: 0

Overall Win Rate: 66.7%

Average Time to Decision: 5.1 months from motion filing

Case Number	Case Name	Movant	Decision	Pendency (months)	Decision Date
2:02cv01447	ARDEX, INC. v. CHEMREX, INC.	Plaintiff	Denied	14.93	11/17/2003
2:04cv00361	MELLON FINANCIAL COR v. MORGAN INVESTMENTS	Plaintiff	Granted	0.23	3/16/2004
2:12cv01270	SHOWTECH MERCHANDISING, INC. v. VARIOUS JOHN DOES, JANE DOES et al	Plaintiff	Granted	0.16	9/12/2012

Cohill, Maurice

Total Decisions: 1

Total Granted: 0

Total Denied: 1

Total Granted in Part, Denied in Part: 0

Overall Win Rate: 0.0%

Average Time to Decision: 9.5 months from motion filing

Case Number	Case Name	Movant	Decision	Pendency (months)	Decision Date
1:92cv00270	DURACO PRODUCTS INC., et al v. TRAVIS PRODUCTS INC.	Plaintiff	Denied	9.51	5/26/1993

Conti, Joy

Total Decisions: 1

Total Granted: 0

Total Denied: 1

Total Granted in Part, Denied in Part: 0

Overall Win Rate: 0.0%

Average Time to Decision: 0.2 months from motion filing

Case Number	Case Name	Movant	Decision	Pendency (months)	Decision Date
2:06cv00252	GENERAL NUTRITION CENTERS, INC. et al v. GENERAL NUTRITION OPERATORS ASSOCIATION et al	Plaintiff	Denied	0.20	3/1/2006

Fischer, Nora

Total Decisions: 1
 Total Granted: 0
 Total Denied: 1
 Total Granted in Part, Denied in Part: 0
 Overall Win Rate: 0.0%
 Average Time to Decision: 1.0 months from motion filing

Case Number	Case Name	Movant	Decision	Pendency (months)	Decision Date
2:07cv01066	UNIQUE PIZZA AND SUBS CORPORATION v. PICK UP STIX, INC.	Defendant	Denied without Prejudice	0.99	6/27/2008

McLaughlin, Sean

Total Decisions: 1
 Total Granted: 1
 Total Denied: 0
 Total Granted in Part, Denied in Part: 0
 Overall Win Rate: 100.0%
 Average Time to Decision: 1.3 months from motion filing

Case Number	Case Name	Movant	Decision	Pendency (months)	Decision Date
1:98cv00080	KNIGHTS FRANCHISE SY v. RUSHIV, INC.	Plaintiff	Granted	1.35	4/13/1998

McVerry, Terrence

Total Decisions: 1
 Total Granted: 0
 Total Denied: 0
 Total Granted in Part, Denied in Part: 1
 Overall Win Rate: 0.0%
 Average Time to Decision: 0.0 months from motion filing

Case Number	Case Name	Movant	Decision	Pendency (months)	Decision Date
2:04cv01680	BLOOM ENGINEERING, et al v. SKID PIPE INSULATION, et al	Plaintiff	Granted in part, Denied in Part	1.78	2/1/2005

Schwab, Arthur

Total Decisions: 3

Total Granted: 3

Total Denied: 0

Total Granted in Part, Denied in Part: 0

Overall Win Rate: 100.0%

Average Time to Decision: 1.2 months from motion filing

Case Number	Case Name	Movant	Decision	Pendency (months)	Decision Date
2:06cv00191	GNC FRANCHISING LLC et al v. SALA	Plaintiff	Granted	1.12	3/20/2006
2:06cv00338	A-1 MORTGAGE CORPORATION v. DAY ONE MORTGAGE et al	Plaintiff	Granted	2.07	5/18/2006
2:11cv01084	AVS FOUNDATION et al v. EUGENE BERRY ENTERPRISE, LLC et al	Plaintiff	Granted	0.53	9/7/2011

Standish, William

Total Decisions: 7

Total Granted: 3

Total Denied: 4

Total Granted in Part, Denied in Part: 0

Overall Win Rate: 42.9%

Average Time to Decision: 4.1 months from motion filing

Case Number	Case Name	Movant	Decision	Pendency (months)	Decision Date
2:01cv00219	C.R. FABER, INC. v. FABER, et al	Plaintiff	Denied	0.56	2/16/2001
2:92cv00218	SUNBEAM CORPORATION v. LAUBE	Plaintiff	Granted	16.35	6/8/1993
2:92cv00218	SUNBEAM CORPORATION v. LAUBE	Plaintiff	Granted	0.16	6/16/1993
2:98cv01072	TRINET FINANCIAL COR, et al v. INTERSTATE HOME EQUI	Plaintiff	Denied	2.04	8/19/1998
2:98cv01921	MEDRAD, INC. v. LIEBEL-FLARSHEIM CO, et al	Plaintiff	Denied	0.43	3/18/1999
2:99cv00732	DUNKIN' DONUTS INC, et al v. KBG ENTERPRISES, INC, et al	Plaintiff	Denied	8.26	2/17/2000
2:99cv01154	CLP TOUR LIMITED, et al v. JOHNSON, et al	Plaintiff	Granted	0.89	8/19/1999

Puerto Rico

The dockets of trademark cases in Puerto Rico were examined to identify decisions on contested preliminary injunction motions. The number of decisions found, the number granted, and the number denied are as follows:

Total Decisions: 47

Total Granted: 31 Plaintiff Granted: 29 Defendant Granted: 1

Total Denied: 16 Plaintiff Denied: 15 Defendant Denied: 1

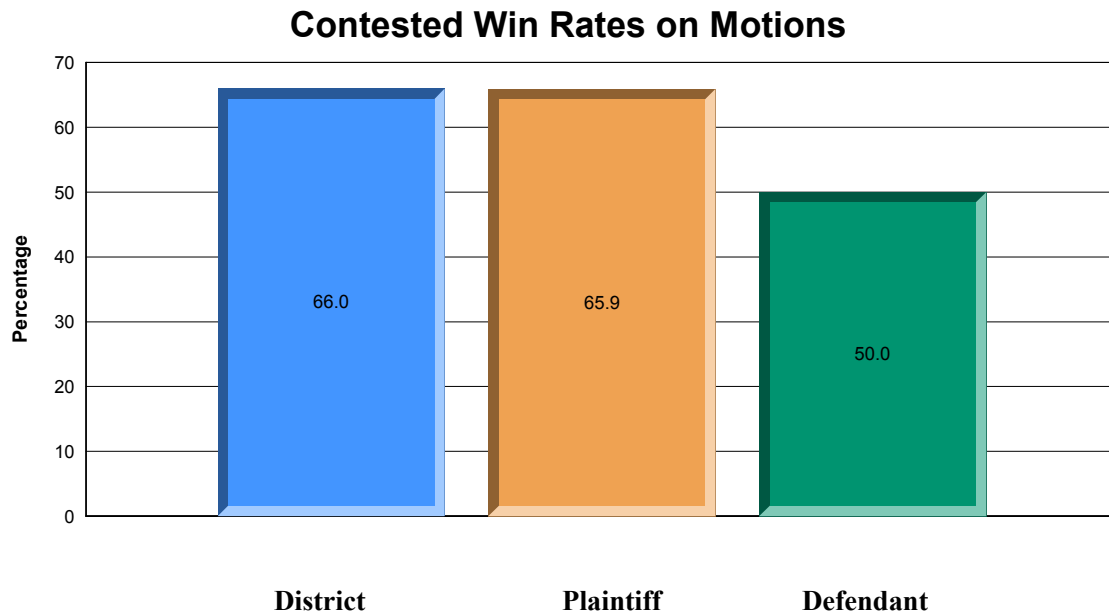
Total Granted in Part, Denied in Part: 0 Plaintiff Granted in Part: 0

Defendant Granted in Part: 0

Plaintiff Win Rate: 65.9%

Defendant Win Rate: 50.0%

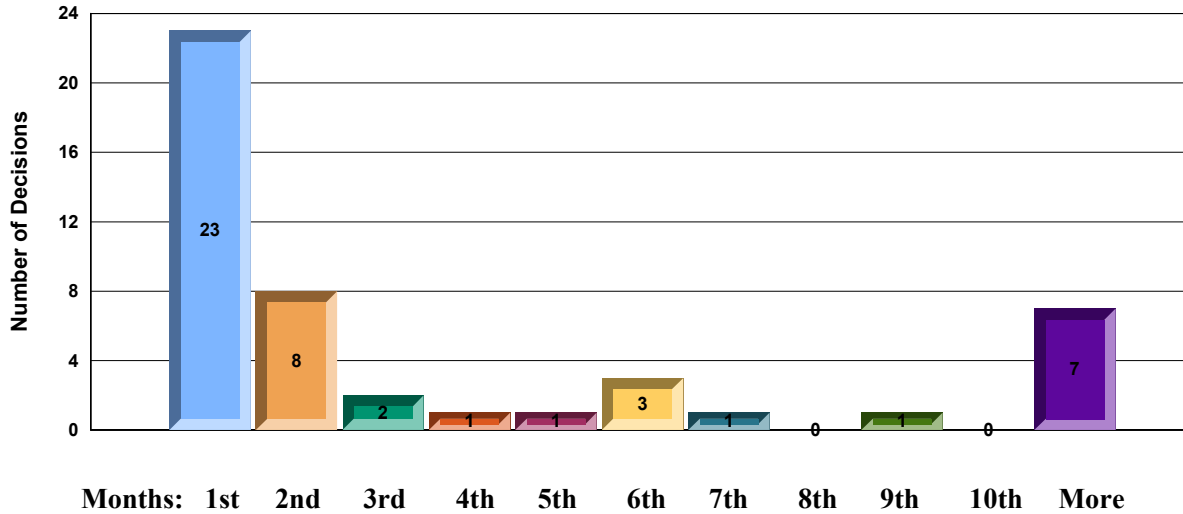
Overall Win Rate: 66.0%



The average time from motion filing to decision was 3.5 months from motion filing. The distribution of times to decision for these motions is illustrated in the chart below.

Distribution of Decisions

For Puerto Rico



Acosta, Raymond

Total Decisions: 2
 Total Granted: 2
 Total Denied: 0
 Total Granted in Part, Denied in Part: 0
 Overall Win Rate: 100.0%
 Average Time to Decision: 1.3 months from motion filing

Case Number	Case Name	Movant	Decision	Pendency (months)	Decision Date
3:91cv02558	VMG Enterprises v. F. Quesada & Franco	Plaintiff	Granted	2.50	3/30/1992
3:92cv02067	The Coca-Cola Co. v. Coqui Frozen de P.R., et al	Plaintiff	Granted	0.03	8/5/1992

Arenas, Justo

Total Decisions: 3

Total Granted: 2

Total Denied: 1

Total Granted in Part, Denied in Part: 0

Overall Win Rate: 66.7%

Average Time to Decision: 0.1 months from motion filing

Case Number	Case Name	Movant	Decision	Pendency (months)	Decision Date
3:03cv02104	Vitamin World, Inc. v. Sepulveda-Cristian	Plaintiff	Granted	0.16	10/15/2003
3:92cv01614	Goya Foods, Inc. v. Casera Foods, Inc.	Plaintiff	Granted	0.03	5/7/1992
3:09cv01402	Total Petroleum Puerto Rico Corporation v. Torres-Caraballo et al	Plaintiff	Denied	0.00	5/1/2009

Besosa, Francisco

Total Decisions: 3

Total Granted: 2

Total Denied: 1

Total Granted in Part, Denied in Part: 0

Overall Win Rate: 66.7%

Average Time to Decision: 3.8 months from motion filing

Case Number	Case Name	Movant	Decision	Pendency (months)	Decision Date
3:09cv01345	Chevron Puerto Rico, LLC v. Hernandez	Defendant	Granted	0.76	12/3/2009
3:11cv01083	Total Petroleum Puerto Rico Corp. v. Claudio	Plaintiff	Granted	3.95	5/25/2011
3:10cv01473	Industrias Wet Line S.A. de C.V., et al vs. Multy Brands Distributors Corp.	Plaintiff	Denied	6.68	12/22/2010

Cerezo, Carmen

Total Decisions: 4

Total Granted: 2

Total Denied: 2

Total Granted in Part, Denied in Part: 0

Overall Win Rate: 50.0%

Average Time to Decision: 0.8 months from motion filing

Case Number	Case Name	Movant	Decision	Pendency (months)	Decision Date
3:05cv01602	Allergan, Inc. v. Suarez-Sanchez et al	Plaintiff	Denied	0.07	6/8/2005
3:91cv02407	A & M Records, Inc., et al v. Disco Centro Caguas, et al	Plaintiff	Granted	0.39	12/21/1992
3:98cv01916	Torres v. Velez	Plaintiff	Granted	1.15	9/15/1998
3:09cv01768	Healthy Body Forero Inc. v. Mother Earth, Inc. et al	Plaintiff	Denied	1.51	9/22/2009

Delgado-Colon, Aida

Total Decisions: 2

Total Granted: 0

Total Denied: 2

Total Granted in Part, Denied in Part: 0

Overall Win Rate: 0.0%

Average Time to Decision: 5.6 months from motion filing

Case Number	Case Name	Movant	Decision	Pendency (months)	Decision Date
3:06cv01733	Alcoa Inc. et al v. Benso Corp. et al	Plaintiff	Denied	0.46	10/16/2007
3:10cv01381	International Ethical Laboratories, Inc. v. Advanced Generic Corporation et al	Plaintiff	Denied	10.69	3/31/2011

Dominguez, Daniel

Total Decisions: 6

Total Granted: 4

Total Denied: 2

Total Granted in Part, Denied in Part: 0

Overall Win Rate: 66.7%

Average Time to Decision: 4.5 months from motion filing

Case Number	Case Name	Movant	Decision	Pendency (months)	Decision Date
3:00cv01331	Microsoft Corp. v. PC Express, et al	Plaintiff	Granted	0.33	3/24/2000
3:00cv02342	Doral Pharmamedics v. Pharmaceutical	Plaintiff	Denied	8.03	6/19/2001
3:03cv01623	The Shell Company v. Los Frailes Service	Plaintiff	Granted	5.99	12/2/2003
3:06cv01510	Figueroa et al v. APX Alarm et al	Plaintiff	Denied	10.36	3/31/2008
3:06cv01571	Doral Financial Corporation et al v. Triple Crown Corporation et al	Plaintiff	Granted	0.95	7/7/2006
3:07cv01493	Disney Enterprises, Inc. et al v. Away Discount et al	Plaintiff	Granted	1.41	7/24/2007

Fuste, Jose

Total Decisions: 4

Total Granted: 3

Total Denied: 1

Total Granted in Part, Denied in Part: 0

Overall Win Rate: 75.0%

Average Time to Decision: 5.6 months from motion filing

Case Number	Case Name	Movant	Decision	Pendency (months)	Decision Date
3:96cv02377	The Nutrasweet Co, et al v. Venrod Corporation, et al	Plaintiff	Denied	10.53	9/30/1997
3:09cv01122	Asociacion de Industriales de Puerto Rico v. MarketNext, Inc. et al	Plaintiff	Granted	0.95	3/11/2009
3:10cv01192	Chevron Puerto Rico, LLC v. Martinez-Valentin et al	Plaintiff	Granted	10.33	1/13/2011
3:10cv02212	Sanrio, Inc. et al v. Barreto et al	Plaintiff	Granted	0.49	12/28/2010

Garcia-Gregory, Jay

Total Decisions: 4

Total Granted: 2

Total Denied: 2

Total Granted in Part, Denied in Part: 0

Overall Win Rate: 50.0%

Average Time to Decision: 1.7 months from motion filing

Case Number	Case Name	Movant	Decision	Pendency (months)	Decision Date
3:03cv02277	Louis Vuitton v. Lincoln Fantasy, et al	Plaintiff	Granted	0.03	12/2/2003
3:04cv01090	McNeil-PPC, Inc. et al v. Merisant Company et al	Plaintiff	Granted	5.72	7/29/2004
3:05cv01219	Allergan, Inc. v. Global Skin of PR, Inc.	Plaintiff	Denied	1.18	4/5/2005
3:06cv02029	Goya Foods, Inc. v. Unilever and/or Unilever de Puerto Rico, Inc.	Plaintiff	Denied	0.00	10/11/2006

Gelpi, Gustavo

Total Decisions: 6

Total Granted: 5

Total Denied: 1

Total Granted in Part, Denied in Part: 0

Overall Win Rate: 83.3%

Average Time to Decision: 0.6 months from motion filing

Case Number	Case Name	Movant	Decision	Pendency (months)	Decision Date
3:02cv02660	Car-Freshner Corp., et al v. In-Mar Trading, Inc., et al	Plaintiff	Granted	0.07	11/14/2002
3:07cv01593	Roma Franchise Corporation v. The Rib House, Inc. et al	Plaintiff	Granted	2.37	9/12/2007
3:09cv01633	Vaca Brava, Inc. v. Hacienda Vaca Brava & Steak House Inc. et al	Plaintiff	Denied	0.00	7/8/2009
3:09cv02243	Puerto Rico Coffee Roasters, LLC et al v. Coffee Partners International Corp. et al	Plaintiff	Granted	0.26	12/22/2009
3:10cv01131	Chevron Puerto Rico, LLC v. Ramirez Alzamora et al	Plaintiff	Granted	0.00	3/5/2010
3:10cv01787	GSM PTY LTD et al v. A J Imports et al	Plaintiff	Granted	0.95	9/14/2010

Perez-Gimenez, Juan

Total Decisions: 7

Total Granted: 3

Total Denied: 4

Total Granted in Part, Denied in Part: 0

Overall Win Rate: 42.9%

Average Time to Decision: 10.3 months from motion filing

Case Number	Case Name	Movant	Decision	Pendency (months)	Decision Date
3:02cv01561	The Shell Company PR v. Diaz-Velez	Plaintiff	Granted	1.15	5/16/2002
3:02cv01561	The Shell Company PR v. Diaz-Velez	Plaintiff	Denied	1.84	9/27/2002
3:04cv02070	Borinquen Biscuit Corporation v. M.V. Trading Corp et al	Plaintiff	Granted	10.99	9/6/2005
3:93cv01691	Bedoya-Alvarado, et al v. Pizza Hut of P.R., et al	Plaintiff	Denied	5.36	10/20/1993
3:97cv02577	The Glidden Company v. Lanco Manufacturing, et al	Plaintiff	Denied	25.30	6/8/2000
3:97cv02577	The Glidden Company v. Lanco Manufacturing, et al	Defendant	Denied	22.83	6/8/2000
3:05cv02259	Lacoste Alligator, S.A. v. Sulia-Santiago et al	Plaintiff	Granted	4.44	4/19/2006

Pieras, Jaime

Total Decisions: 6

Total Granted: 6

Total Denied: 0

Total Granted in Part, Denied in Part: 0

Overall Win Rate: 100.0%

Average Time to Decision: 0.6 months from motion filing

Case Number	Case Name	Movant	Decision	Pendency (months)	Decision Date
3:00cv02050	NetZero, Inc. v. NetZero PR	Plaintiff	Granted	0.33	9/22/2000
3:03cv01286	The Shell Company v. Casalduc-Castillo	Plaintiff	Granted	1.05	4/15/2003
3:08cv01462	Bebe Studio, Inc. et al v. Zakkos et al	Court	Granted	0.00	5/7/2008
3:09cv01105	Total Petroleum Puerto Rico Corp. v. TC Oil, Corp	Plaintiff	Granted	1.12	3/11/2009
3:09cv02080	Chevron Puerto Rico, LLC v. Perez-Rosado et al	Plaintiff	Granted	0.92	11/16/2009
3:10cv01040	Chevron Puerto Rico LLC v. Rivera Guzman et al	Plaintiff	Granted	0.33	2/1/2010

Rhode Island

The dockets of trademark cases in Rhode Island were examined to identify decisions on contested preliminary injunction motions. The number of decisions found, the number granted, and the number denied are as follows:

Total Decisions: 16

Total Granted: 9 Plaintiff Granted: 9 Defendant Granted: 0

Total Denied: 5 Plaintiff Denied: 5 Defendant Denied: 0

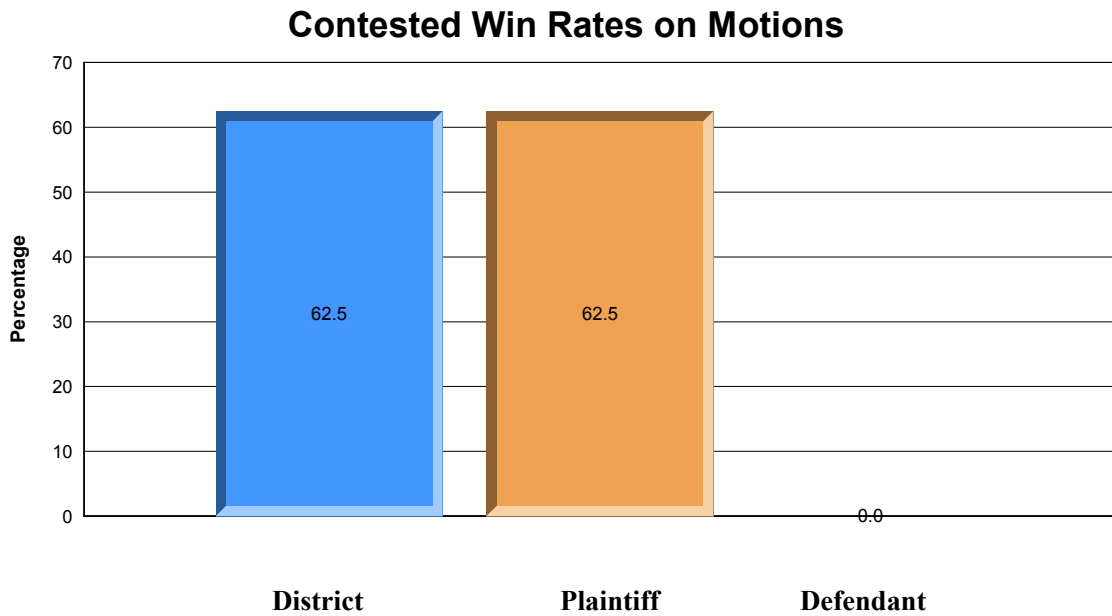
Total Granted in Part, Denied in Part: 2 Plaintiff Granted in Part: 2

Defendant Granted in Part: 0

Plaintiff Win Rate: 62.5%

Defendant Win Rate: 0.0%

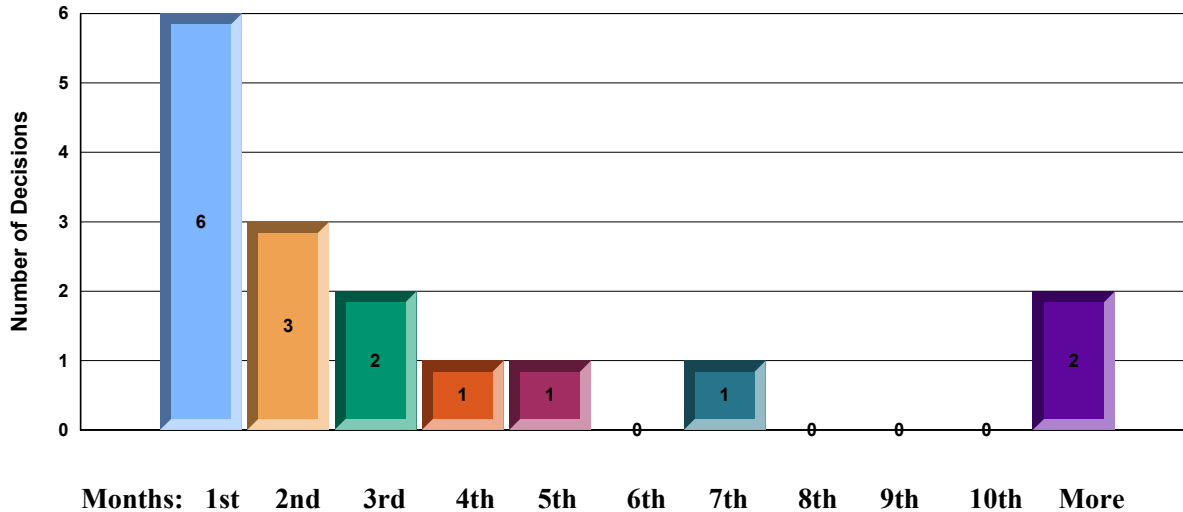
Overall Win Rate: 62.5%



The average time from motion filing to decision was 3.5 months from motion filing. The distribution of times to decision for these motions is illustrated in the chart below.

Distribution of Decisions

For Rhode Island



Lagueux, Ronald

Total Decisions: 5

Total Granted: 3

Total Denied: 2

Total Granted in Part, Denied in Part: 0

Overall Win Rate: 60.0%

Average Time to Decision: 1.3 months from motion filing

Case Number	Case Name	Movant	Decision	Pendency (months)	Decision Date
1:98cv00175	Honeydew Associates, et al v. M&K Food Corporation, et al	Plaintiff	Granted	1.88	5/26/1998
1:98cv00175	Honeydew Associates, et al v. M&K Food Corporation, et al	Plaintiff	Denied	2.04	10/13/1998
1:03cv00597	Liz Claiborne, Inc., et al v. Elite Designs, Inc.	Plaintiff	Granted	0.23	1/28/2004
1:94cv00395	Astro-Med, Inc. v. Astromed Limited	Plaintiff	Granted	0.07	10/5/1994
1:99cv00320	Baasel Lasertechnik v. Crafford Precision	Plaintiff	Denied	2.24	9/8/1999

Lisi, Mary

Total Decisions: 4

Total Granted: 3

Total Denied: 0

Total Granted in Part, Denied in Part: 1

Overall Win Rate: 87.5%

Average Time to Decision: 2.2 months from motion filing

Case Number	Case Name	Movant	Decision	Pendency (months)	Decision Date
1:04cv00143	Jackson Hewitt, Inc. v. Brier, et al	Plaintiff	Granted	6.22	12/7/2004
1:05cv00248	Hewlett-Packard Company et al v. Warehouse Depot, Inc. et al	Plaintiff	Granted	0.03	6/30/2005
1:99cv00129	JMAM LLC, et al v. Odyssey Jewelry, et al	Plaintiff	Granted	1.64	5/6/1999
1:11cv00627	Swarovski Aktiengesellschaft et al v. Building #19, Inc.	Plaintiff	Granted in part, Denied in Part	0.76	5/4/2012

Smith, William

Total Decisions: 2

Total Granted: 1

Total Denied: 1

Total Granted in Part, Denied in Part: 0

Overall Win Rate: 50.0%

Average Time to Decision: 7.2 months from motion filing

Case Number	Case Name	Movant	Decision	Pendency (months)	Decision Date
1:05cv00053	Knox Associates, Inc v. Emergency Access	Plaintiff	Granted	1.41	5/11/2005
1:06cv00262	Hasbro, Inc. v. MGA Entertainment, Inc	Plaintiff	Denied	13.06	7/31/2007

Torres, Ernest

Total Decisions: 5

Total Granted: 2

Total Denied: 2

Total Granted in Part, Denied in Part: 1

Overall Win Rate: 50.0%

Average Time to Decision: 5.4 months from motion filing

Case Number	Case Name	Movant	Decision	Pendency (months)	Decision Date
1:01cv00415	The Knox Company v. Emergency Access	Plaintiff	Granted in part, Denied in Part	18.03	3/7/2003
1:01cv00458	Emissive Energy Corp v. Sharper Image Corp.	Plaintiff	Granted	0.26	10/2/2001
1:91cv00501	Sun Refining v. FCF Enterprises, Inc	Plaintiff	Denied	0.23	11/14/1991
1:99cv00311	Southex Exhibitions v. RI Builders Assoc.	Plaintiff	Denied	3.65	2/17/2000
1:99cv00597	Century 21 v. Land Realty, Inc.	Plaintiff	Granted	4.77	5/3/2000

South Carolina

The dockets of trademark cases in South Carolina were examined to identify decisions on contested preliminary injunction motions. The number of decisions found, the number granted, and the number denied are as follows:

Total Decisions: 50

Total Granted: 30 Plaintiff Granted: 29 Defendant Granted: 1

Total Denied: 20 Plaintiff Denied: 19 Defendant Denied: 1

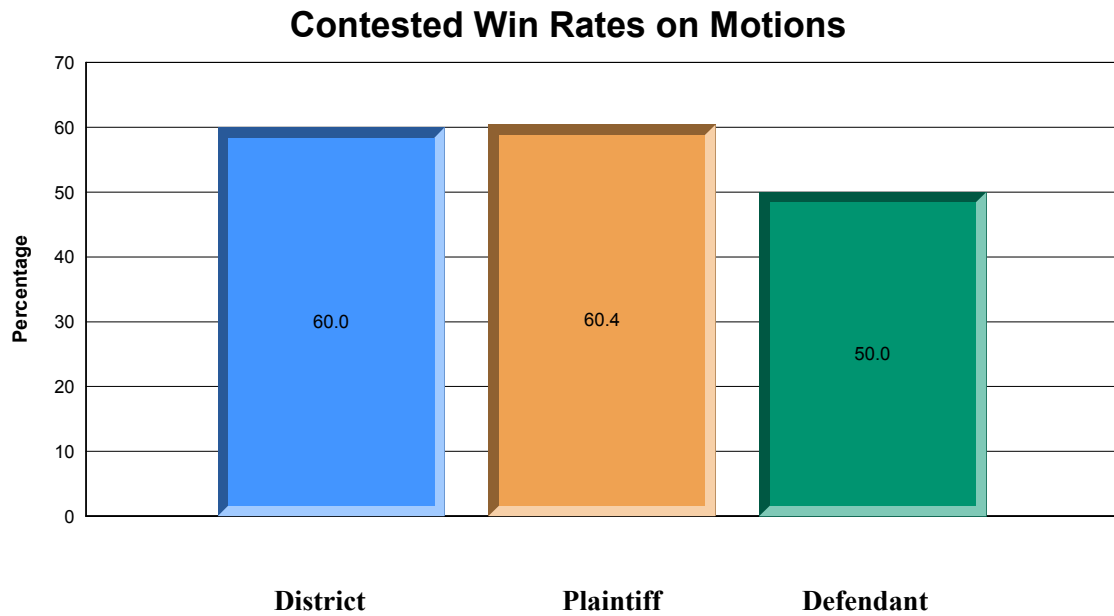
Total Granted in Part, Denied in Part: 0 Plaintiff Granted in Part: 0

Defendant Granted in Part: 0

Plaintiff Win Rate: 60.4%

Defendant Win Rate: 50.0%

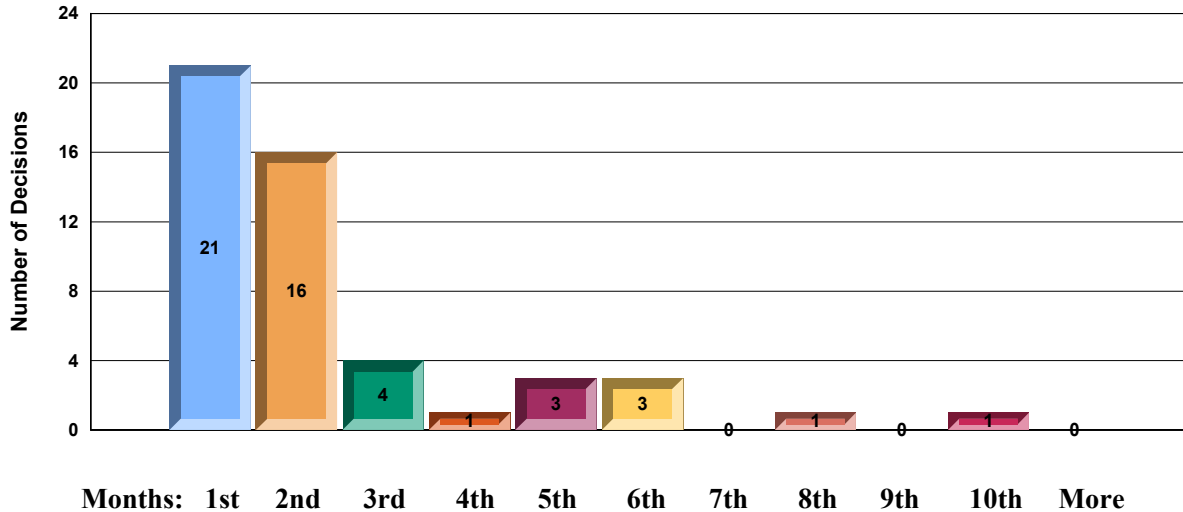
Overall Win Rate: 60.0%



The average time from motion filing to decision was 1.9 months from motion filing. The distribution of times to decision for these motions is illustrated in the chart below.

Distribution of Decisions

For South Carolina



Anderson, George

Total Decisions: 6

Total Granted: 4

Total Denied: 2

Total Granted in Part, Denied in Part: 0

Overall Win Rate: 66.7%

Average Time to Decision: 1.3 months from motion filing

Case Number	Case Name	Movant	Decision	Pendency (months)	Decision Date
6:04cv22044	Kale Chiropractic, et al v. Kale, et al	Plaintiff	Granted	2.14	12/22/2004
6:93cv00194	Fiberweb North Amerc v. The Intertech Group, et al	Plaintiff	Denied	1.02	4/26/1993
6:95cv01349	Angel World Inc, et al v. Treasures & Trinkets	Defendant	Granted	1.41	8/18/1995
6:95cv01467	Burlington v. Palmetto Spinning, et al	Plaintiff	Denied	1.35	6/21/1995
6:96cv02377	A & M Cleaning v. National Products	Plaintiff	Granted	1.55	9/30/1996
8:00cv02795	LF Corporation, et al v. Long, et al	Plaintiff	Granted	0.20	9/14/2000

Anderson, Joseph

Total Decisions: 7

Total Granted: 5

Total Denied: 2

Total Granted in Part, Denied in Part: 0

Overall Win Rate: 71.4%

Average Time to Decision: 1.2 months from motion filing

Case Number	Case Name	Movant	Decision	Pendency (months)	Decision Date
0:96cv00535	Zeus Industrial v. Phillips Scientific, et al	Plaintiff	Granted	1.38	4/5/1996
3:90cv02822	Ducane Company, Inc. v. Charmglow Industries	Plaintiff	Denied	2.76	6/24/1991
3:95cv01347	Amer. Auto. Assn. v. Claytor	Plaintiff	Granted	1.12	6/5/1995
3:99cv01388	Dodson v. American Society, et al	Plaintiff	Granted	1.55	9/21/1999
3:91cv02192	Rolex Watch USA, Inc v. Palmetto Galleries, et al	Plaintiff	Granted	0.33	8/8/1991
9:94cv00930	Snapple v. Marquette Vending, et al	Plaintiff	Granted	0.33	4/11/1994
3:09cv02504	Blythewood, Town of v. Hicks	Plaintiff	Denied	0.92	11/3/2009

Currie, Cameron

Total Decisions: 3

Total Granted: 1

Total Denied: 2

Total Granted in Part, Denied in Part: 0

Overall Win Rate: 33.3%

Average Time to Decision: 0.5 months from motion filing

Case Number	Case Name	Movant	Decision	Pendency (months)	Decision Date
3:04cv22405	Sonic-Newsome Chevy, et al v. John Newsome Inc, et al	Plaintiff	Denied	0.69	10/21/2004
4:95cv01173	Callaway Golf Co v. Greene, et al	Plaintiff	Granted	0.46	5/2/1995
4:95cv01250	Eagles Beachwear v. Islander Inc	Plaintiff	Denied	0.46	5/10/1995

Duffy, Patrick

Total Decisions: 4

Total Granted: 2

Total Denied: 2

Total Granted in Part, Denied in Part: 0

Overall Win Rate: 50.0%

Average Time to Decision: 2.1 months from motion filing

Case Number	Case Name	Movant	Decision	Pendency (months)	Decision Date
2:99cv00667	Palmetto Ford Inc. v. American TV & Appl	Plaintiff	Denied	0.59	3/29/1999
4:00cv01155	Triton PCS Operating v. Howell, et al	Plaintiff	Granted	5.89	12/19/2000
9:04cv01404	Abro Industries Inc v. Hy-Proxy Sys Inc	Plaintiff	Granted	0.95	6/2/2004
2:06cv01896	Wonder Works and Wonder Workshops Inc v. Cranium Inc	Plaintiff	Denied	1.12	8/22/2006

Floyd, Henry

Total Decisions: 3

Total Granted: 3

Total Denied: 0

Total Granted in Part, Denied in Part: 0

Overall Win Rate: 100.0%

Average Time to Decision: 3.0 months from motion filing

Case Number	Case Name	Movant	Decision	Pendency (months)	Decision Date
6:03cv03615	Gold's Gym, et al v. Gingerbread Inc, et al	Plaintiff	Granted	1.38	1/29/2004
7:03cv03115	Work 'n Gear LLC v. Work 'n Gear Inc	Plaintiff	Granted	5.00	3/1/2004
7:05cv01660	Media General Operations Inc et al v. Gregg	Plaintiff	Granted	2.76	9/2/2005

Herlong, Henry

Total Decisions: 14

Total Granted: 7

Total Denied: 7

Total Granted in Part, Denied in Part: 0

Overall Win Rate: 50.0%

Average Time to Decision: 1.2 months from motion filing

Case Number	Case Name	Movant	Decision	Pendency (months)	Decision Date
4:94cv02237	Umbro USA, et al v. Wings Beachwear, et al	Plaintiff	Granted	0.33	9/1/1994
6:01cv02498	AVX Corporation v. Central Command Inc	Plaintiff	Denied	1.74	9/4/2001
6:05cv01643	Wasabi Japanese Restaurant Inc v. CHAI Inc	Plaintiff	Denied	3.42	9/21/2005
6:92cv01986	Duck Head Apparel Co v. Cheek, et al	Plaintiff	Granted	0.33	9/10/1992
6:93cv01954	Carolina First Corp v. Carolina First Mortg	Plaintiff	Denied	0.59	8/23/1993
6:93cv02769	Dooney & Bourke, Inc, et al v. Zattam, et al	Plaintiff	Granted	0.16	10/25/1993
6:94cv01082	Chulkas, et al v. Bakaes	Plaintiff	Denied	0.69	5/12/1994
6:94cv01452	Arby's Inc v. MJM Verdae Inc, et al	Plaintiff	Denied	0.72	6/16/1994
6:96cv02239	Dooney & Bourke v. Lee, et al	Plaintiff	Granted	0.89	8/21/1996
6:96cv02918	Dooney & Bourke Inc v. D B Trading Corp, et al	Plaintiff	Granted	0.46	10/15/1996
7:02cv03984	Tops Pizza Inc v. Tops Pizza Factory	Plaintiff	Granted	1.15	12/31/2002
7:99cv03087	Cafe Enterprises Inc v. Greer, et al	Plaintiff	Granted	5.46	2/23/2000
6:06cv00109	BidZirk LLC et al v. Smith	Plaintiff	Denied	1.18	3/21/2006
6:10cv01170	Monster Daddy LLC v. Monster Cable Products Inc	Plaintiff	Denied	0.13	3/1/2011

Houck, Charles

Total Decisions: 6

Total Granted: 4

Total Denied: 2

Total Granted in Part, Denied in Part: 0

Overall Win Rate: 66.7%

Average Time to Decision: 5.0 months from motion filing

Case Number	Case Name	Movant	Decision	Pendency (months)	Decision Date
2:95cv00800	First Carolina Bank v. Carolina First	Defendant	Denied	1.51	6/12/1995
4:02cv03234	Native Whsle Supply, et al v. Tri-State Tobacco	Plaintiff	Granted	5.03	3/25/2003
4:91cv01742	Anheuser-Busch Inc v. USA Beachwear, et al	Plaintiff	Granted	9.28	3/25/1992
4:93cv02692	Anheuser-Busch Inc v. L&L Wings Inc	Plaintiff	Denied	4.57	2/28/1994
4:99cv03196	Burroughs & Chapin v. Wizeman, et al	Plaintiff	Granted	2.20	12/14/1999
2:11cv02633	ARCPPoint Franchise Group LLC v. ADChas LLC et al	Plaintiff	Granted	7.63	6/12/2012

Norton, David

Total Decisions: 4

Total Granted: 1

Total Denied: 3

Total Granted in Part, Denied in Part: 0

Overall Win Rate: 25.0%

Average Time to Decision: 1.3 months from motion filing

Case Number	Case Name	Movant	Decision	Pendency (months)	Decision Date
2:00cv03297	Chas Catalog Company, et al v. Eaves Foods Inc	Plaintiff	Denied	1.84	12/13/2000
2:96cv03445	Charleston Catalog v. Eaves Meats Inc, et al	Plaintiff	Denied	0.95	12/13/1996
2:96cv03583	Island Preservation v. East Island Real Est, et al	Plaintiff	Denied	0.92	3/12/1997
9:91cv02848	Clorox Company v. Moss, et al	Plaintiff	Granted	1.64	11/15/1991

Seymour, Margaret

Total Decisions: 2

Total Granted: 2

Total Denied: 0

Total Granted in Part, Denied in Part: 0

Overall Win Rate: 100.0%

Average Time to Decision: 2.4 months from motion filing

Case Number	Case Name	Movant	Decision	Pendency (months)	Decision Date
6:98cv02352	Basic Systems Inc v. Robinson, et al	Plaintiff	Granted	0.66	9/1/1998
6:99cv01676	Educational Comm v. Teknology Laine, et al	Plaintiff	Granted	4.08	9/29/1999

Wooten, Terry

Total Decisions: 1

Total Granted: 1

Total Denied: 0

Total Granted in Part, Denied in Part: 0

Overall Win Rate: 100.0%

Average Time to Decision: 1.5 months from motion filing

Case Number	Case Name	Movant	Decision	Pendency (months)	Decision Date
4:11cv00972	Mary Kay Inc v. Ayres	Plaintiff	Granted	1.48	6/9/2011

South Dakota

The dockets of trademark cases in South Dakota were examined to identify decisions on contested preliminary injunction motions. The number of decisions found, the number granted, and the number denied are as follows:

Total Decisions: 7

Total Granted: 3 Plaintiff Granted: 3 Defendant Granted: 0

Total Denied: 4 Plaintiff Denied: 2 Defendant Denied: 2

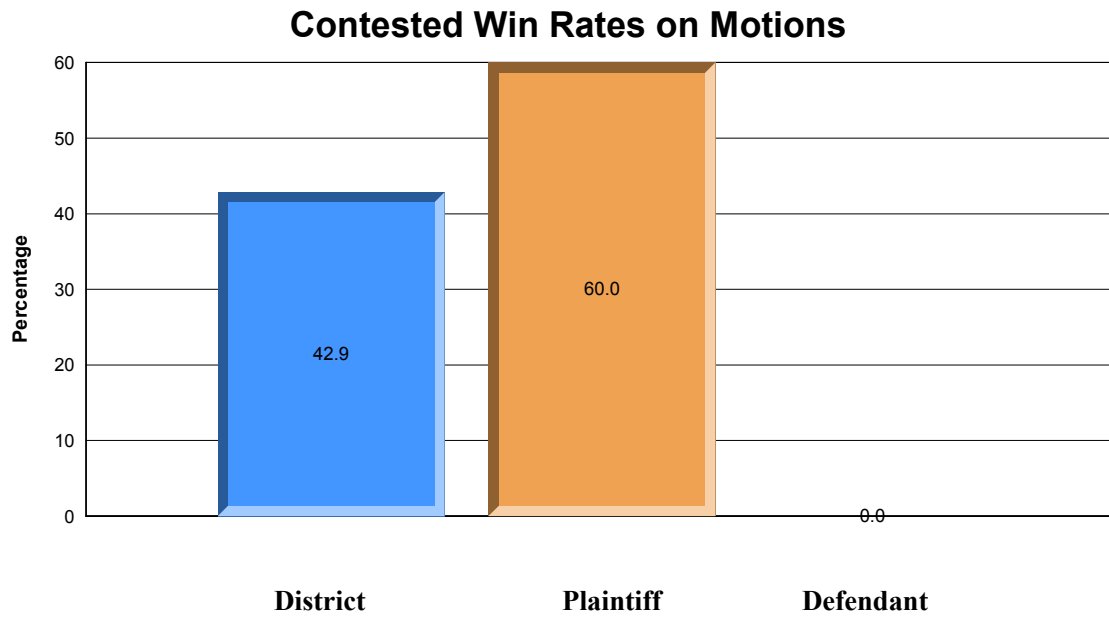
Total Granted in Part, Denied in Part: 0 Plaintiff Granted in Part: 0

Defendant Granted in Part: 0

Plaintiff Win Rate: 60.0%

Defendant Win Rate: 0.0%

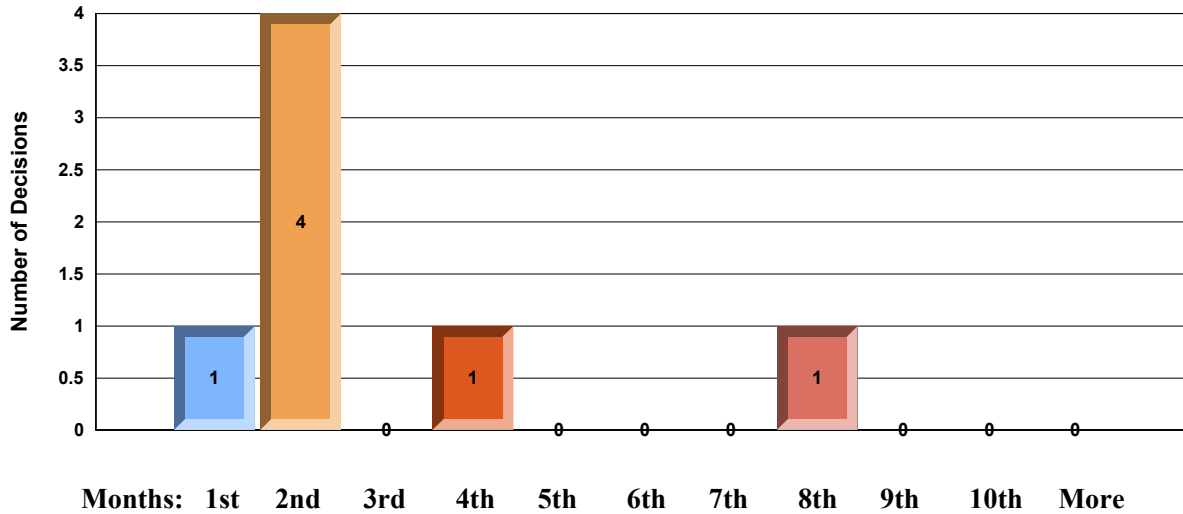
Overall Win Rate: 42.9%



The average time from motion filing to decision was 2.5 months from motion filing. The distribution of times to decision for these motions is illustrated in the chart below.

Distribution of Decisions

For South Dakota



Piersol, Lawrence

Total Decisions: 2

Total Granted: 1

Total Denied: 1

Total Granted in Part, Denied in Part: 0

Overall Win Rate: 50.0%

Average Time to Decision: 2.2 months from motion filing

Case Number	Case Name	Movant	Decision	Pendency (months)	Decision Date
4:94cv04206	Dakota Industries v. Shopko Stores, Inc.	Plaintiff	Denied	3.16	6/5/1995
4:06cv04085	Hot Stuff Foods, LLC v. Mean Gene's Enterprises, Inc. et al	Plaintiff	Granted	1.28	6/26/2006

Schreier, Karen

Total Decisions: 4

Total Granted: 2

Total Denied: 2

Total Granted in Part, Denied in Part: 0

Overall Win Rate: 50.0%

Average Time to Decision: 3.1 months from motion filing

Case Number	Case Name	Movant	Decision	Pendency (months)	Decision Date
5:00cv05023	Sturgis Area, et al v. Sturgis Rally, et al	Plaintiff	Granted	1.94	5/25/2000
5:00cv05023	Sturgis Area, et al v. Sturgis Rally, et al	Defendant	Denied	1.45	5/25/2000
5:03cv05074	West Coast Choppers, Inc. v. Does	Plaintiff	Granted	1.84	9/26/2003
4:09cv04015	Mapping Your Future, Inc. v. Mapping Your Future Services, Ltd.	Plaintiff	Denied	7.37	9/23/2009

Viken, Jeffrey

Total Decisions: 1

Total Granted: 0

Total Denied: 1

Total Granted in Part, Denied in Part: 0

Overall Win Rate: 0.0%

Average Time to Decision: 0.2 months from motion filing

Case Number	Case Name	Movant	Decision	Pendency (months)	Decision Date
5:11cv05052	Sturgis Motorcycle Rally, Inc. v. Rushmore Photo & Gifts, Inc. et al	Defendant	Denied	0.16	8/8/2011

Tennessee Eastern

The dockets of trademark cases in Tennessee Eastern were examined to identify decisions on contested preliminary injunction motions. The number of decisions found, the number granted, and the number denied are as follows:

Total Decisions: 15

Total Granted: 7 Plaintiff Granted: 7 Defendant Granted: 0

Total Denied: 8 Plaintiff Denied: 8 Defendant Denied: 0

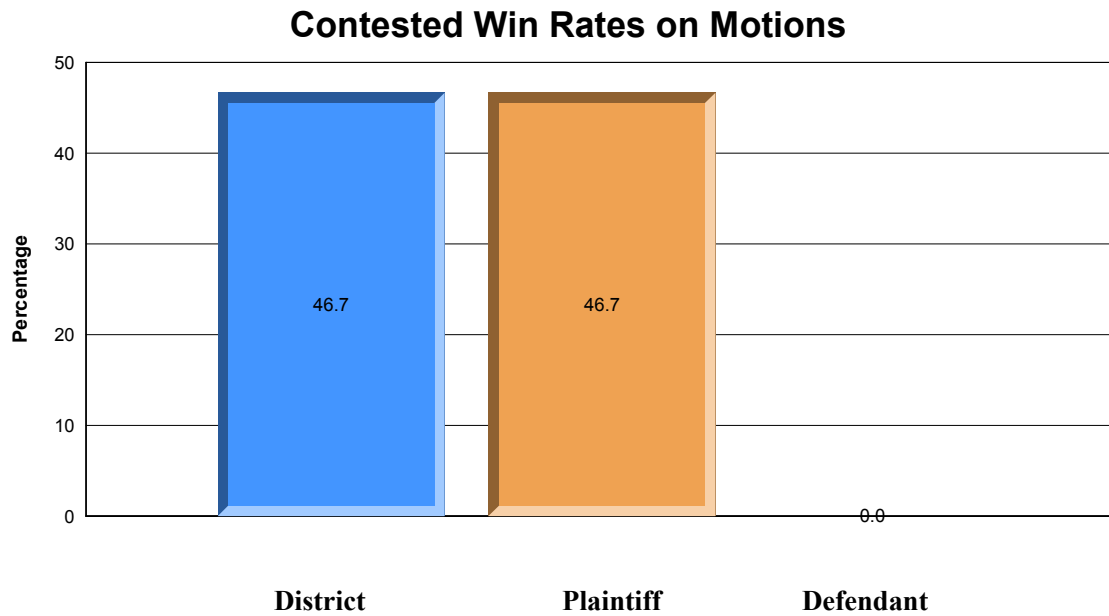
Total Granted in Part, Denied in Part: 0 Plaintiff Granted in Part: 0

Defendant Granted in Part: 0

Plaintiff Win Rate: 46.7%

Defendant Win Rate: 0.0%

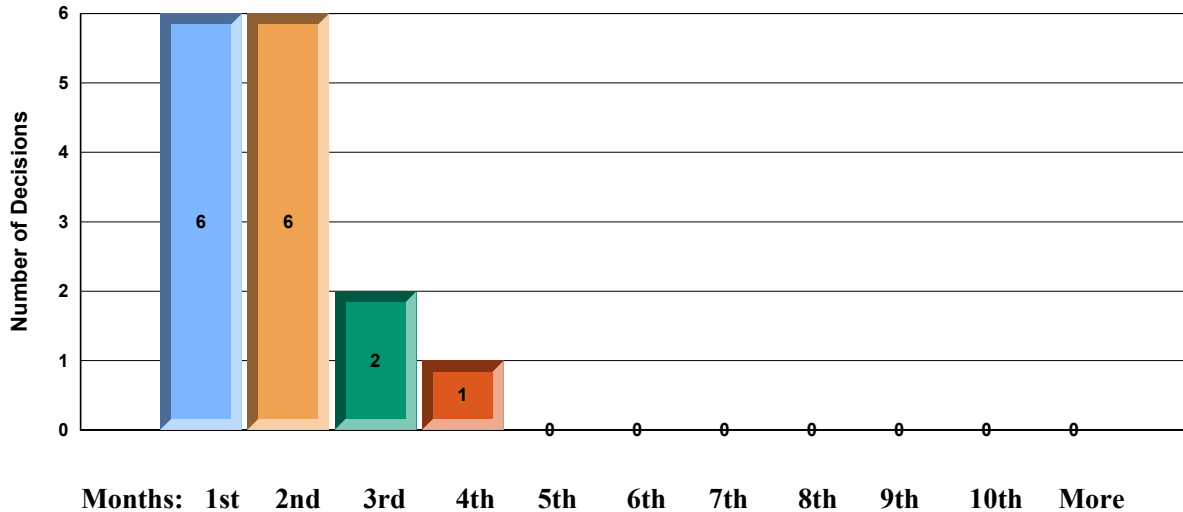
Overall Win Rate: 46.7%



The average time from motion filing to decision was 1.4 months from motion filing. The distribution of times to decision for these motions is illustrated in the chart below.

Distribution of Decisions

For Tennessee Eastern



Edgar, Robert

Total Decisions: 6

Total Granted: 3

Total Denied: 3

Total Granted in Part, Denied in Part: 0

Overall Win Rate: 50.0%

Average Time to Decision: 1.1 months from motion filing

Case Number	Case Name	Movant	Decision	Pendency (months)	Decision Date
1:94cv00416	Chattanooga Group v. Whitehall Mfg. Inc.	Plaintiff	Denied	2.73	1/12/1995
1:95cv00095	Central Park USA Inc v. Grizzly Bear Farms, et al	Plaintiff	Granted	1.81	5/22/1995
1:96cv00062	Guardian Life Ins Co v. Guardian Insurance	Plaintiff	Denied	0.07	2/23/1996
1:96cv00489	General Re Corp, et al v. Genesis Ins & Finan, et al	Plaintiff	Granted	0.66	11/7/1996
1:97cv00368	Briggs v. Photo-Certified Coin	Plaintiff	Denied	0.69	7/18/1997
1:99cv00243	Dunkin' Donuts Inc v. Karishama, Inc.	Plaintiff	Granted	0.82	8/6/1999

Greer, J.

Total Decisions: 3
 Total Granted: 0
 Total Denied: 3
 Total Granted in Part, Denied in Part: 0
 Overall Win Rate: 0.0%
 Average Time to Decision: 1.3 months from motion filing

Case Number	Case Name	Movant	Decision	Pendency (months)	Decision Date
2:09cv00244	King Pharmaceuticals, Inc. et al v. Zymogenetics, Inc. et al	Plaintiff	Denied	1.25	12/10/2009
2:09cv00244	King Pharmaceuticals, Inc. et al v. Zymogenetics, Inc. et al	Plaintiff	Denied	1.25	12/10/2009
2:09cv00244	King Pharmaceuticals, Inc. et al v. Zymogenetics, Inc. et al	Plaintiff	Denied	1.25	12/10/2009

Mattice, Harry

Total Decisions: 2
 Total Granted: 0
 Total Denied: 2
 Total Granted in Part, Denied in Part: 0
 Overall Win Rate: 0.0%
 Average Time to Decision: 1.9 months from motion filing

Case Number	Case Name	Movant	Decision	Pendency (months)	Decision Date
1:06cv00082	Caring Senior Service Franchise Partnership L.P.	Plaintiff	Denied	2.86	7/7/2006
1:08cv00094	Pride Publishing Group Incorporated v. Edwards et al	Plaintiff	Denied	0.95	5/23/2008

Phillips, Thomas

Total Decisions: 2
 Total Granted: 2
 Total Denied: 0
 Total Granted in Part, Denied in Part: 0
 Overall Win Rate: 100.0%
 Average Time to Decision: 1.1 months from motion filing

Case Number	Case Name	Movant	Decision	Pendency (months)	Decision Date
3:03cv00149	Brannon v. Walls Industries Inc	Plaintiff	Granted	1.84	5/2/2003
3:97cv00259	Goodson Bros Coffee v. Dart Container Corp	Plaintiff	Granted	0.30	4/18/1997

Varlan, Thomas

Total Decisions: 2

Total Granted: 2

Total Denied: 0

Total Granted in Part, Denied in Part: 0

Overall Win Rate: 100.0%

Average Time to Decision: 2.5 months from motion filing

Case Number	Case Name	Movant	Decision	Pendency (months)	Decision Date
3:03cv00202	Ugly, Inc. v. Coyoty's Sports Bar, et al	Plaintiff	Granted	1.91	6/5/2003
3:05cv00090	City Bonding Company, Inc v. Hauther et al	Plaintiff	Granted	3.03	5/17/2005

Tennessee Middle

The dockets of trademark cases in Tennessee Middle were examined to identify decisions on contested preliminary injunction motions. The number of decisions found, the number granted, and the number denied are as follows:

Total Decisions: 37

Total Granted: 21 Plaintiff Granted: 19 Defendant Granted: 2

Total Denied: 12 Plaintiff Denied: 12 Defendant Denied: 0

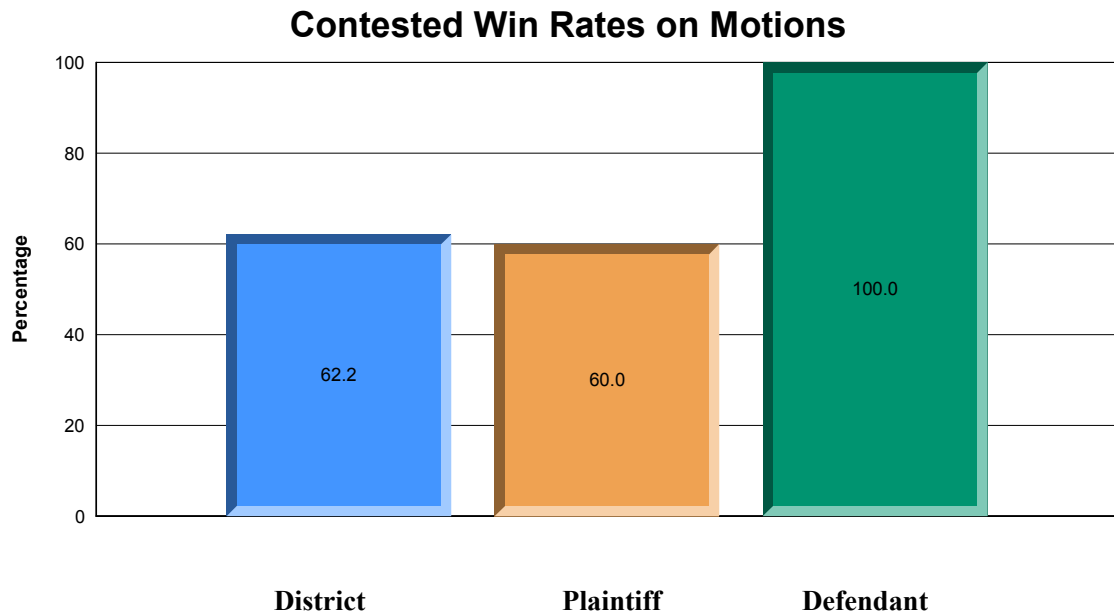
Total Granted in Part, Denied in Part: 4 Plaintiff Granted in Part: 4

Defendant Granted in Part: 0

Plaintiff Win Rate: 60.0%

Defendant Win Rate: 100.0%

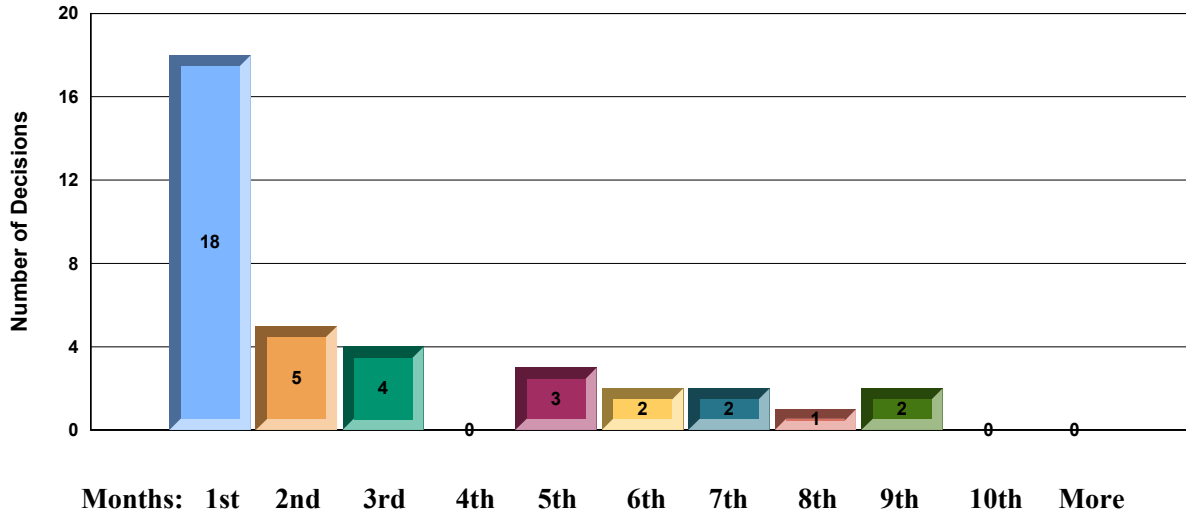
Overall Win Rate: 62.2%



The average time from motion filing to decision was 2.4 months from motion filing. The distribution of times to decision for these motions is illustrated in the chart below.

Distribution of Decisions

For Tennessee Middle



Campbell, Todd

Total Decisions: 13

Total Granted: 6

Total Denied: 5

Total Granted in Part, Denied in Part: 2

Overall Win Rate: 53.8%

Average Time to Decision: 2.7 months from motion filing

Case Number	Case Name	Movant	Decision	Pendency (months)	Decision Date
3:96cv01163	G.M.L., Inc. v. Mayhew	Plaintiff	Denied	8.75	9/23/1997
3:00cv00344	GodSpeaks, Inc. v. Multi-Marketing Inc, et al	Plaintiff	Granted	6.84	11/13/2000
3:00cv00457	Gaylord Entertain Co v. Sutton	Plaintiff	Granted	0.86	7/26/2000
3:02cv00663	Bravado Intl Grp Inc, et al v. Does, et al	Plaintiff	Denied	0.00	7/17/2002
3:02cv00663	Bravado Intl Grp Inc, et al v. Does, et al	Plaintiff	Denied	0.00	7/17/2002
3:04cv01140	Permobil, Inc., et al v. DO Medical, Inc., et al	Plaintiff	Granted	7.76	8/16/2005
3:96cv01074	Alta Mere Industries v. Moore, et al	Plaintiff	Granted in part, Denied in Part	0.16	11/27/1996
3:99cv00374	Mcllhenny Company v. Tabasko Kat Inc	Plaintiff	Granted	2.04	7/8/1999
3:96cv00432	FISI Madison Fin v. NationsBank Ins Grp, et al	Plaintiff	Granted	0.99	6/7/1996
2:07cv00008	Sunset Manufacturing, Inc. v. Onward Manufacturing Company, Limited	Plaintiff	Granted in part, Denied in Part	0.49	10/3/2007
3:05cv00523	Gibson Guitar Corp v. Elderly Instruments, Inc.	Plaintiff	Denied	4.64	2/28/2006
3:05cv00977	Louisiana-Pacific Corporation v. Composatron MFG, Inc. et al	Plaintiff	Denied	1.35	12/21/2005
3:09cv00442	Taylor Swift v. Malcolm Matthews, et al	Plaintiff	Granted	0.99	6/17/2009

Haynes, William

Total Decisions: 8

Total Granted: 6

Total Denied: 2

Total Granted in Part, Denied in Part: 0

Overall Win Rate: 75.0%

Average Time to Decision: 3.6 months from motion filing

Case Number	Case Name	Movant	Decision	Pendency (months)	Decision Date
3:05cv00559	Taylor v. Irene Group, Inc. et al	Plaintiff	Granted	0.03	7/20/2005
3:92cv01050	Windmill Corporation v. Kelly Foods Corp, et al	Plaintiff	Granted	6.32	3/24/1994
3:96cv00429	Data Concepts Inc v. Digital Consulting, et al	Defendant	Granted	5.69	3/31/1997
3:01cv00047	Woodmont Capital v. Woodmont Investment	Plaintiff	Denied	8.19	9/18/2001
3:01cv00047	Woodmont Capital v. Woodmont Investment	Plaintiff	Denied	1.55	11/19/2001
3:99cv00629	Gaylord Ent Company v. Calvin Gilmore Inc, et al	Plaintiff	Granted	4.01	2/11/2000
3:06cv00314	Open Arms Care Corporation v. Open Arms Independent Care et al	Plaintiff	Granted	1.84	5/26/2006
3:10cv00567	Country Music Association Inc. v. Does 1-30 et al	Plaintiff	Granted	1.22	7/16/2010

Higgins, Thomas

Total Decisions: 3

Total Granted: 1

Total Denied: 2

Total Granted in Part, Denied in Part: 0

Overall Win Rate: 33.3%

Average Time to Decision: 2.6 months from motion filing

Case Number	Case Name	Movant	Decision	Pendency (months)	Decision Date
3:02cv00930	Country Music Assoc v. Higgins, et al	Plaintiff	Granted	0.36	8/25/2003
1:01cv00023	Moon Products, Inc. v. Design Way, Inc., et al	Plaintiff	Denied	4.87	8/2/2001
1:01cv00107	Johnny's Fine Foods, v. Johnny's Inc.	Plaintiff	Denied	2.70	8/21/2002

Nixon, John

Total Decisions: 6

Total Granted: 3

Total Denied: 1

Total Granted in Part, Denied in Part: 2

Overall Win Rate: 66.7%

Average Time to Decision: 1.5 months from motion filing

Case Number	Case Name	Movant	Decision	Pendency (months)	Decision Date
3:96cv01177	Winterland Conc Co, et al v. Does, et al	Plaintiff	Granted	0.13	12/31/1996
3:97cv00598	Moran Ind Inc v. Rickels, et al	Plaintiff	Granted in part, Denied in Part	0.53	6/19/1997
3:02cv00930	Country Music Assoc v. Higgins, et al	Plaintiff	Granted in part, Denied in Part	5.20	10/24/2003
3:97cv00404	Dr. Hook of TN, Inc. v. Sawyer, et al	Plaintiff	Denied	2.99	7/17/1997
3:93cv00662	Great Entertainment v. Barber, et al	Plaintiff	Granted	0.00	8/11/1993
3:11cv00477	TAS Rights Management, LLC v. Various John Does et al	Plaintiff	Granted	0.39	5/31/2011

Trauger, Aleta

Total Decisions: 5

Total Granted: 4

Total Denied: 1

Total Granted in Part, Denied in Part: 0

Overall Win Rate: 80.0%

Average Time to Decision: 0.4 months from motion filing

Case Number	Case Name	Movant	Decision	Pendency (months)	Decision Date
3:99cv00438	McDonald's Corp v. Shop At Home, Inc., et al	Plaintiff	Denied	0.49	6/11/1999
3:03cv01084	Wildside, LLC v. MDW, Inc., et al	Plaintiff	Granted	0.59	3/12/2004
3:03cv01084	Wildside, LLC v. MDW, Inc., et al	Defendant	Granted	0.59	3/12/2004
3:09cv01147	Research in Motion Limited v. Ace Wireless & Trading, Inc. et al	Plaintiff	Granted	0.00	12/4/2009
3:10cv00894	Shoney's North America Corp. v. Goldmine Hospitality, LLC et al	Plaintiff	Granted	0.39	10/6/2010

Wiseman, Thomas

Total Decisions: 2

Total Granted: 1

Total Denied: 1

Total Granted in Part, Denied in Part: 0

Overall Win Rate: 50.0%

Average Time to Decision: 2.1 months from motion filing

Case Number	Case Name	Movant	Decision	Pendency (months)	Decision Date
3:00cv00481	Dippin' Dots, Inc. v. Capital Celebrations, et al	Plaintiff	Denied	1.61	7/14/2000
3:90cv01022	Uncle Bud's Franklin v. Rogers, et al	Plaintiff	Granted	2.63	2/8/1991

Tennessee Western

The dockets of trademark cases in Tennessee Western were examined to identify decisions on contested preliminary injunction motions. The number of decisions found, the number granted, and the number denied are as follows:

Total Decisions: 13

Total Granted: 12 Plaintiff Granted: 12 Defendant Granted: 0

Total Denied: 1 Plaintiff Denied: 1 Defendant Denied: 0

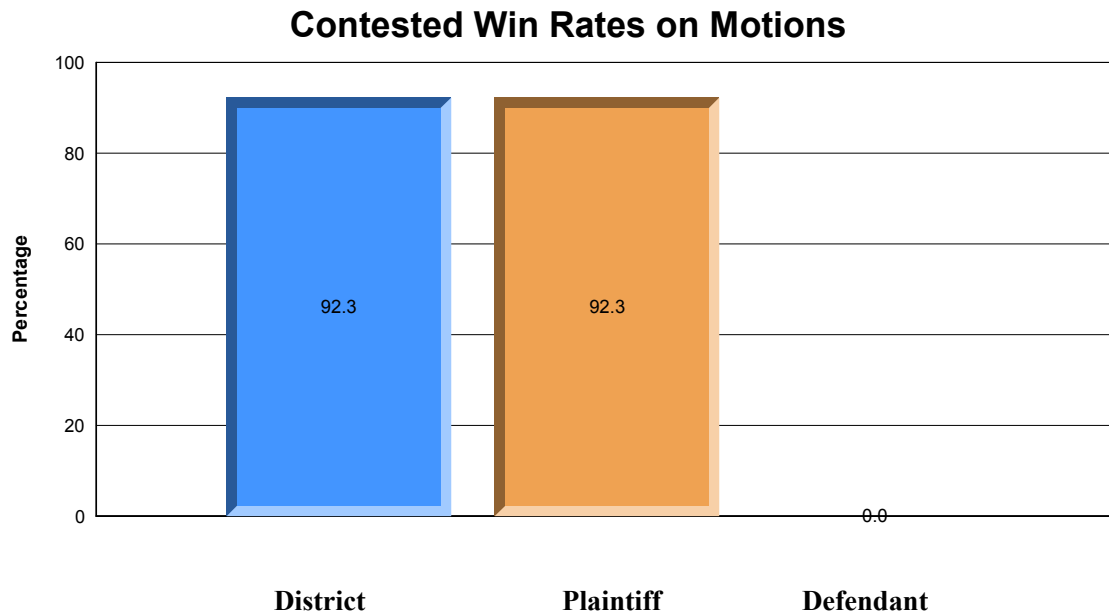
Total Granted in Part, Denied in Part: 0 Plaintiff Granted in Part: 0

Defendant Granted in Part: 0

Plaintiff Win Rate: 92.3%

Defendant Win Rate: 0.0%

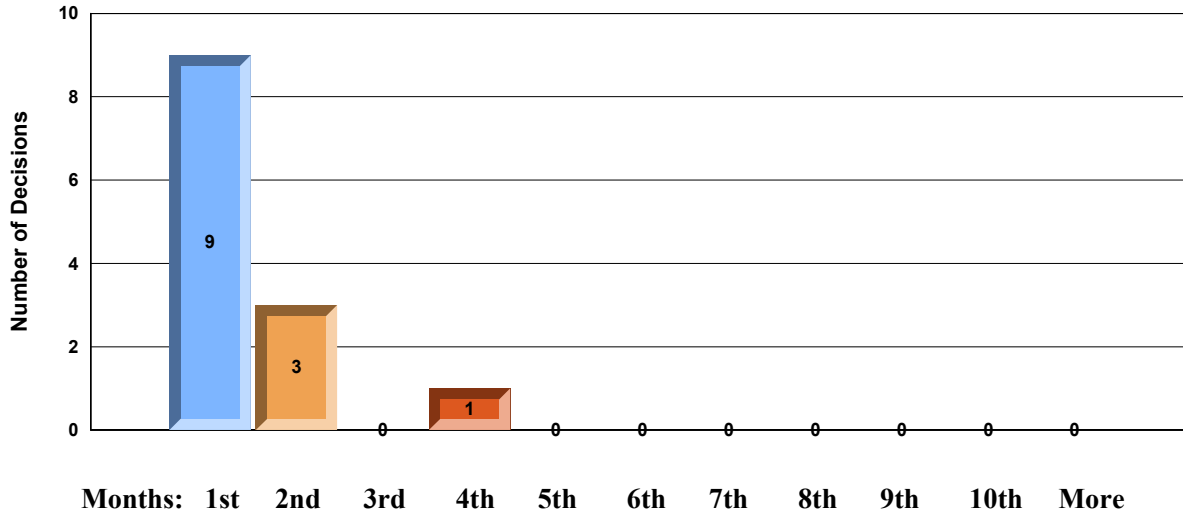
Overall Win Rate: 92.3%



The average time from motion filing to decision was 0.9 months from motion filing. The distribution of times to decision for these motions is illustrated in the chart below.

Distribution of Decisions

For Tennessee Western



Breen, J.

Total Decisions: 2
 Total Granted: 2
 Total Denied: 0
 Total Granted in Part, Denied in Part: 0
 Overall Win Rate: 100.0%
 Average Time to Decision: 0.5 months from motion filing

Case Number	Case Name	Movant	Decision	Pendency (months)	Decision Date
2:03cv02184	Mr. Rooter Corp. v. Claybon, et al	Plaintiff	Granted	0.89	5/22/2003
2:03cv02184	Mr. Rooter Corp. v. Claybon, et al	Plaintiff	Granted	0.07	5/22/2003

Donald, Bernice

Total Decisions: 2
 Total Granted: 2
 Total Denied: 0
 Total Granted in Part, Denied in Part: 0
 Overall Win Rate: 100.0%
 Average Time to Decision: 0.7 months from motion filing

Case Number	Case Name	Movant	Decision	Pendency (months)	Decision Date
2:96cv02967	Love, et al v. Green	Plaintiff	Granted	1.02	9/30/1996
2:10cv02639	Chanel, Inc. v. Huo Cai Cai, et al	Plaintiff	Granted	0.46	9/17/2010

Mays, Samuel

Total Decisions: 3

Total Granted: 3

Total Denied: 0

Total Granted in Part, Denied in Part: 0

Overall Win Rate: 100.0%

Average Time to Decision: 0.8 months from motion filing

Case Number	Case Name	Movant	Decision	Pendency (months)	Decision Date
2:07cv02253	Service Master Residential Commercial Services, L.P. v. Asaad et al	Plaintiff	Granted	1.78	6/18/2007
2:07cv02786	The Joyce Hawkins Company, Inc. v. Various John Does et al	Plaintiff	Granted	0.39	12/19/2007
2:10cv02551	Bravado International Group Merchandising Services, Inc. v. Various John Does et al	Plaintiff	Granted	0.26	8/6/2010

McCalla, Jon

Total Decisions: 6

Total Granted: 5

Total Denied: 1

Total Granted in Part, Denied in Part: 0

Overall Win Rate: 83.3%

Average Time to Decision: 1.1 months from motion filing

Case Number	Case Name	Movant	Decision	Pendency (months)	Decision Date
2:03cv02670	Rivers v. Tarrant, et al	Plaintiff	Granted	0.30	9/17/2003
2:97cv02385	TBC Corporation v. Woosung Tire Corp	Plaintiff	Granted	0.76	6/25/1997
2:98cv02931	Coloplast A/S v. Vision Grp Intl Corp	Plaintiff	Granted	0.26	10/29/1998
2:99cv02142	Shelby Tissue, Inc., et al v. Amer Tissue Corp, et al	Plaintiff	Granted	1.38	4/8/1999
2:07cv02141	W.M. Barr & Company, Inc. v. SEM Products, Inc.	Plaintiff	Denied	3.22	6/5/2007
2:10cv02675	Ground Zero, Inc. v. Little Anthony's Cafe, LLC et al	Plaintiff	Granted	0.69	10/7/2010

Texas Eastern

The dockets of trademark cases in Texas Eastern were examined to identify decisions on contested preliminary injunction motions. The number of decisions found, the number granted, and the number denied are as follows:

Total Decisions: 16

Total Granted: 9 Plaintiff Granted: 9 Defendant Granted: 0

Total Denied: 7 Plaintiff Denied: 6 Defendant Denied: 1

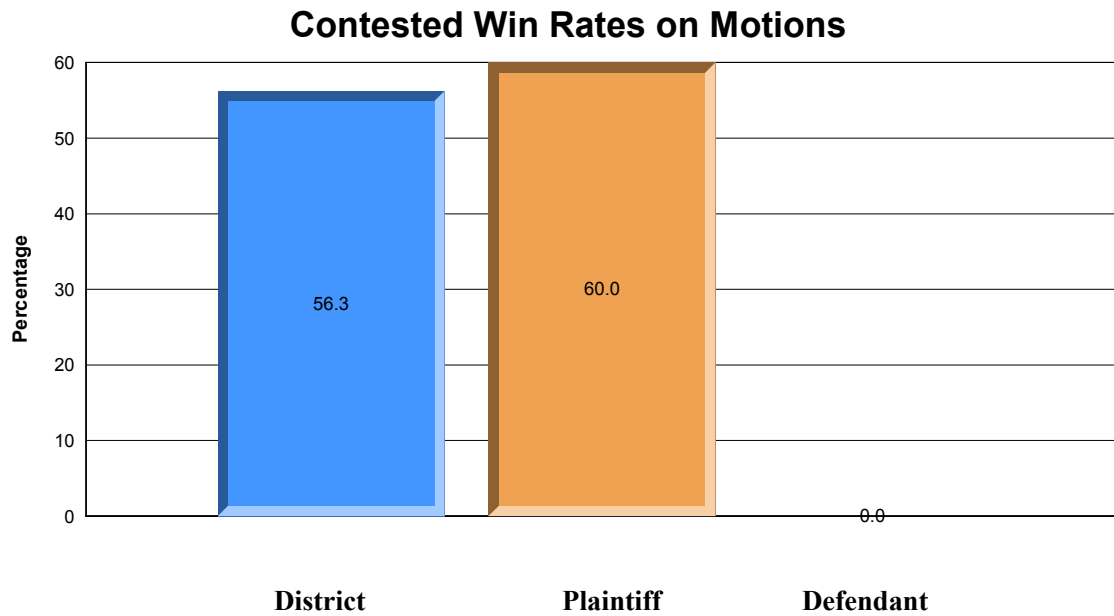
Total Granted in Part, Denied in Part: 0 Plaintiff Granted in Part: 0

Defendant Granted in Part: 0

Plaintiff Win Rate: 60.0%

Defendant Win Rate: 0.0%

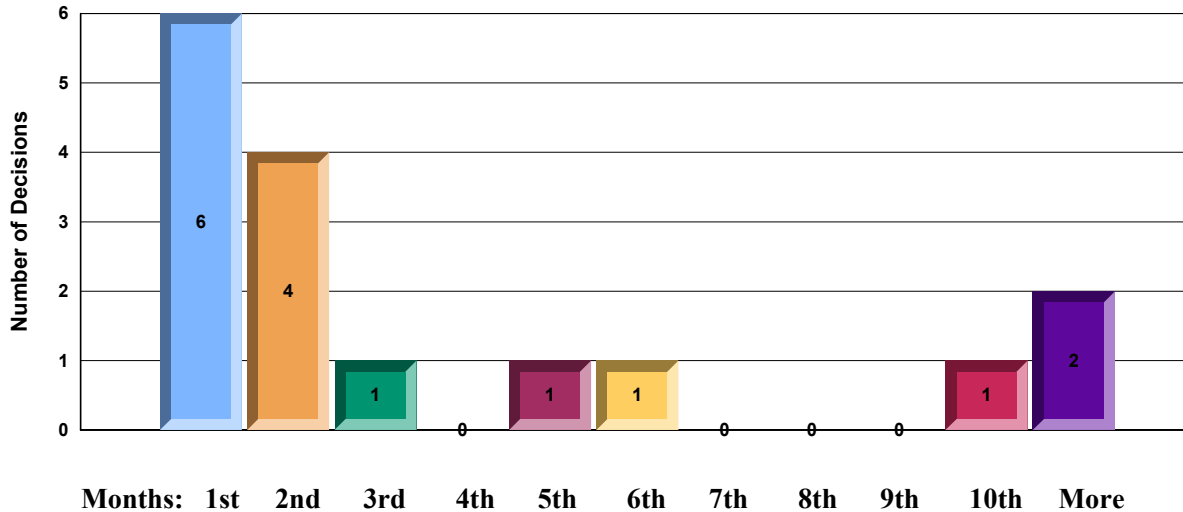
Overall Win Rate: 56.3%



The average time from motion filing to decision was 3.1 months from motion filing. The distribution of times to decision for these motions is illustrated in the chart below.

Distribution of Decisions

For Texas Eastern



Bush, Don

Total Decisions: 1
 Total Granted: 0
 Total Denied: 1
 Total Granted in Part, Denied in Part: 0
 Overall Win Rate: 0.0%
 Average Time to Decision: 11.5 months from motion filing

Case Number	Case Name	Movant	Decision	Pendency (months)	Decision Date
4:02cv00112	Taylor v. Tomlin, et al	Plaintiff	Denied	11.51	5/29/2003

Davis, Leonard

Total Decisions: 2
 Total Granted: 1
 Total Denied: 1
 Total Granted in Part, Denied in Part: 0
 Overall Win Rate: 50.0%
 Average Time to Decision: 1.7 months from motion filing

Case Number	Case Name	Movant	Decision	Pendency (months)	Decision Date
4:03cv00195	Dent Zone Network v. Heritage Admin Co, et al	Plaintiff	Granted	2.07	7/21/2003
4:03cv00195	Dent Zone Network v. Heritage Admin Co, et al	Defendant	Denied	1.28	7/21/2003

Heartfield, Thad

Total Decisions: 1

Total Granted: 0

Total Denied: 1

Total Granted in Part, Denied in Part: 0

Overall Win Rate: 0.0%

Average Time to Decision: 9.2 months from motion filing

Case Number	Case Name	Movant	Decision	Pendency (months)	Decision Date
1:98cv01689	J & J Manufacturing v. Logan	Plaintiff	Denied	9.21	3/26/1999

Schell, Richard

Total Decisions: 9

Total Granted: 6

Total Denied: 3

Total Granted in Part, Denied in Part: 0

Overall Win Rate: 66.7%

Average Time to Decision: 2.0 months from motion filing

Case Number	Case Name	Movant	Decision	Pendency (months)	Decision Date
1:90cv00857	Vuitton, et al v. Discount Hair, et al	Plaintiff	Granted	0.30	11/9/1990
1:90cv00858	Vuitton v. Wigs of Beaumont	Plaintiff	Granted	0.30	11/9/1990
1:90cv00859	Vuitton v. Triplex Fashion, et al	Plaintiff	Granted	0.30	11/9/1990
1:90cv00860	Vuitton v. Fashion Unlimited, et al	Plaintiff	Granted	0.30	11/9/1990
4:04cv00046	ABC INC v. Craig James	Plaintiff	Denied	0.20	2/17/2004
4:04cv00046	ABC INC v. Craig James	Plaintiff	Granted	1.61	4/8/2004
4:08cv00120	Rodale, Inc. v. U.S. Preventive Medicine, Inc.	Plaintiff	Denied	4.28	1/16/2009
4:11cv00516	DAVID ESCAMILLA v. M2 TECHNOLOGY, INC. et al	Plaintiff	Denied	10.82	9/28/2012
4:12cv00501	Squirrel Brand Holdings, L.P. v. Kraft Foods Global, Inc.	Plaintiff	Granted	0.03	8/14/2012

Schneider, Michael

Total Decisions: 3

Total Granted: 2

Total Denied: 1

Total Granted in Part, Denied in Part: 0

Overall Win Rate: 66.7%

Average Time to Decision: 2.6 months from motion filing

Case Number	Case Name	Movant	Decision	Pendency (months)	Decision Date
4:08cv00232	Innovation Ventures LLC v. Ultimate Lifestyles LLC et al	Plaintiff	Granted	1.41	8/14/2008
4:08cv00232	Innovation Ventures LLC v. Ultimate Lifestyles LLC et al	Plaintiff	Granted	1.41	8/14/2008
4:08cv00232	Innovation Ventures LLC v. Ultimate Lifestyles LLC et al	Plaintiff	Denied	5.10	5/27/2009

Texas Northern

The dockets of trademark cases in Texas Northern were examined to identify decisions on contested preliminary injunction motions. The number of decisions found, the number granted, and the number denied are as follows:

Total Decisions: 70

Total Granted: 28 Plaintiff Granted: 27 Defendant Granted: 1

Total Denied: 38 Plaintiff Denied: 34 Defendant Denied: 4

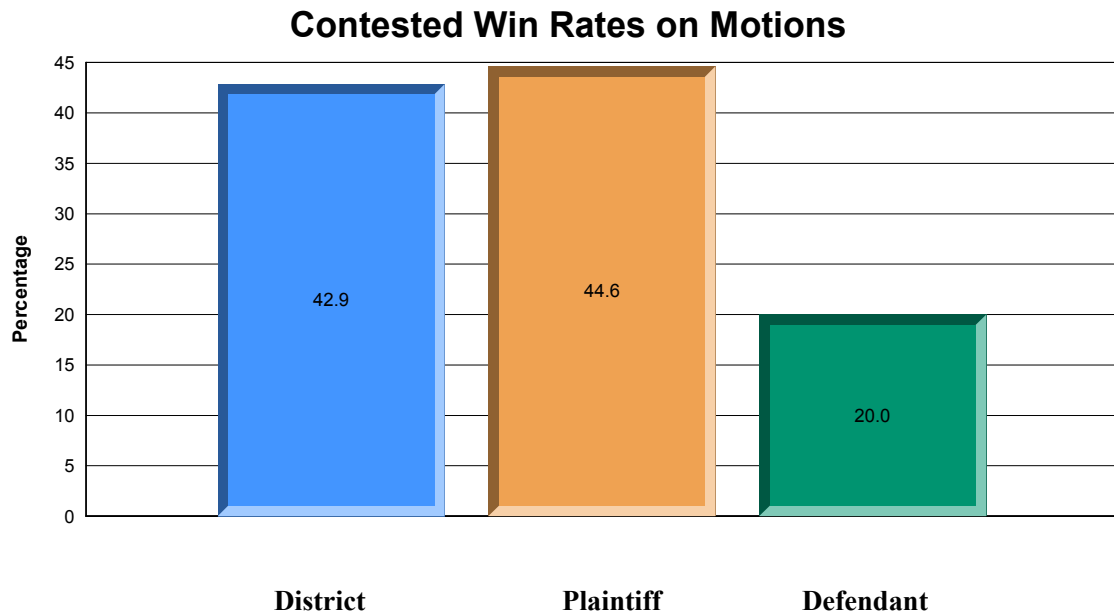
Total Granted in Part, Denied in Part: 4 Plaintiff Granted in Part: 4

Defendant Granted in Part: 0

Plaintiff Win Rate: 44.6%

Defendant Win Rate: 20.0%

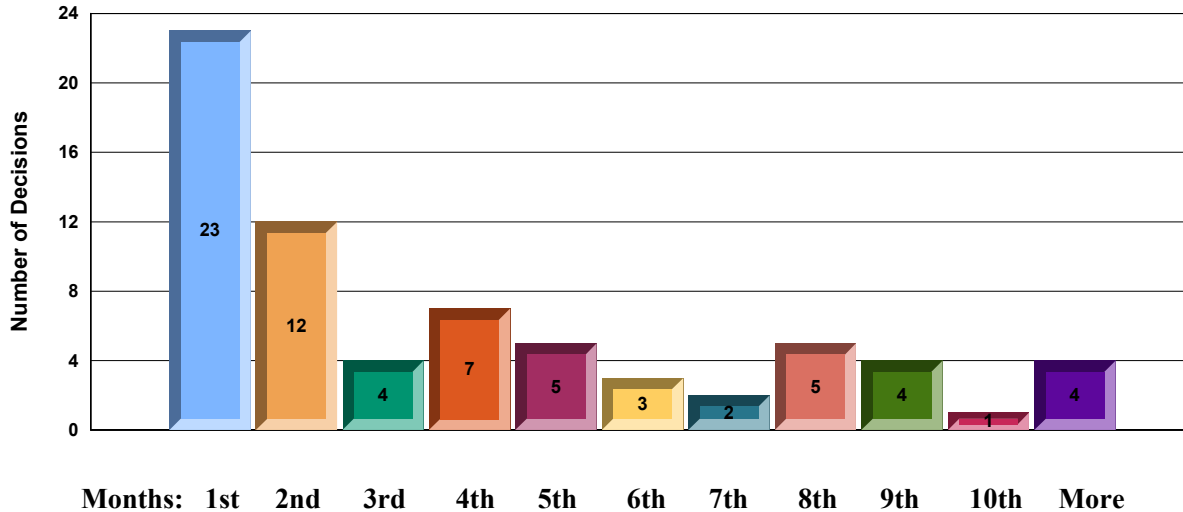
Overall Win Rate: 42.9%



The average time from motion filing to decision was 3.5 months from motion filing. The distribution of times to decision for these motions is illustrated in the chart below.

Distribution of Decisions

For Texas Northern



Boyle, Jane

Total Decisions: 1
 Total Granted: 1
 Total Denied: 0
 Total Granted in Part, Denied in Part: 0
 Overall Win Rate: 100.0%
 Average Time to Decision: 2.4 months from motion filing

Case Number	Case Name	Movant	Decision	Pendency (months)	Decision Date
3:06cv00891	Southwest Airlines Co v. BoardFirst LLC	Plaintiff	Granted	2.37	7/28/2006

Cummings, Samuel

Total Decisions: 1
 Total Granted: 0
 Total Denied: 1
 Total Granted in Part, Denied in Part: 0
 Overall Win Rate: 0.0%
 Average Time to Decision: 1.0 months from motion filing

Case Number	Case Name	Movant	Decision	Pendency (months)	Decision Date
5:98cv00166	NTS Communications v. NTS Communications C	Plaintiff	Denied	1.02	3/19/1999

Fish, Allen

Total Decisions: 10

Total Granted: 4

Total Denied: 6

Total Granted in Part, Denied in Part: 0

Overall Win Rate: 40.0%

Average Time to Decision: 4.0 months from motion filing

Case Number	Case Name	Movant	Decision	Pendency (months)	Decision Date
3:00cv02618	Baskin-Robbins Inc, et al v. Park Your Hart, et al	Plaintiff	Granted	1.84	1/26/2001
3:02cv02518	Half Price Books Rec v. BarnesandNoble.com	Plaintiff	Denied	8.85	8/15/2003
3:91cv02138	Tripledge Products, et al v. Advertising Group, et al	Plaintiff	Granted	0.76	11/1/1991
3:92cv00113	EDW Holding CO Inc, et al v. Thedford, et al	Plaintiff	Denied	1.51	4/24/1992
3:92cv00818	American Airlines, I v. Hawaiian Airlines, I	Plaintiff	Denied	8.39	1/15/1993
3:95cv00698	Uzon Ltd v. GI Apparel Inc	Plaintiff	Denied	3.19	9/21/1995
3:95cv00890	Sovereign Military v. Sov Military Order, et al	Plaintiff	Denied	0.03	5/12/1995
3:95cv00890	Sovereign Military v. Sov Military Order, et al	Plaintiff	Granted	7.93	8/15/1996
3:02cv00190	Zyvex Corporation v. Starkewolfe	Plaintiff	Granted	3.59	7/1/2002
3:98cv01218	Quick Technologies v. The Sage Group PLC, et al	Plaintiff	Denied	4.18	11/23/1999

Fitzwater, Sidney

Total Decisions: 13

Total Granted: 7

Total Denied: 4

Total Granted in Part, Denied in Part: 2

Overall Win Rate: 61.5%

Average Time to Decision: 2.3 months from motion filing

Case Number	Case Name	Movant	Decision	Pendency (months)	Decision Date
3:00cv01900	The Bear Stearns Co, et al v. Lavalle	Plaintiff	Granted in part, Denied in Part	1.94	10/27/2000
3:00cv01900	The Bear Stearns Co, et al v. Lavalle	Plaintiff	Granted	1.41	12/3/2002
3:01cv00946	Amerispec Inc v. Metro Inspection, et al	Plaintiff	Granted in part, Denied in Part	1.51	7/3/2001
3:90cv02415	Gibbons, et al v. Does, et al	Plaintiff	Denied	0.23	11/2/1990
3:92cv00182	Levi Strauss & CO v. Unibond Corporation, et al	Plaintiff	Granted	0.99	5/27/1992
3:92cv02061	Smartfoods Inc, et al v. Hunt-Wesson Inc	Plaintiff	Denied	1.71	12/18/1992
3:93cv00787	Western Sizzlin Inc v. P H Foods Inc, et al	Plaintiff	Granted	2.11	8/13/1993
3:94cv01855	Credit Counseling, et al v. National Foundation	Defendant	Granted	2.11	11/29/1994
3:97cv02430	Eveready Battery Co v. First Class Whole	Plaintiff	Granted	0.39	10/15/1997
3:99cv02477	Legend Airlines Inc v. Legend Tours Inc	Defendant	Denied	11.97	9/14/2001
3:00cv02577	American Registry of v. McClellan	Plaintiff	Granted	0.76	6/27/2001
3:06cv00652	Pizza Inn Inc v. Minick	Plaintiff	Granted	0.92	11/9/2006
3:11cv03237	John Crane Production Solutions Inc. v. R2R & D, LLC et al	Plaintiff	Denied	3.45	3/21/2012

Godbey, David

Total Decisions: 3

Total Granted: 1

Total Denied: 2

Total Granted in Part, Denied in Part: 0

Overall Win Rate: 33.3%

Average Time to Decision: 4.6 months from motion filing

Case Number	Case Name	Movant	Decision	Pendency (months)	Decision Date
3:06cv01059	Parkhurst-Moss v. The Dallas Morning News, L.P.	Plaintiff	Denied	4.05	10/16/2006
3:07cv01171	First Fitness International Inc v. Thomas et al	Plaintiff	Denied	3.49	6/13/2008
3:10cv01650	Cottonwood Financial LTD v. The Cash Store Financial Services Inc	Plaintiff	Granted	6.18	3/31/2011

Kaplan, Jeff

Total Decisions: 3

Total Granted: 0

Total Denied: 3

Total Granted in Part, Denied in Part: 0

Overall Win Rate: 0.0%

Average Time to Decision: 4.5 months from motion filing

Case Number	Case Name	Movant	Decision	Pendency (months)	Decision Date
3:06cv02032	Adventure Plus Enterprises Inc v. Gold Suit Inc	Plaintiff	Denied	7.80	4/2/2008
3:01cv02297	Texas Inter Tech LC v. Sawyer	Plaintiff	Denied without Prejudice	0.26	8/14/2002
3:03cv02709	Bath Junkie, Inc v. Hammer Corporation et al	Plaintiff	Denied	5.53	4/30/2004

Kinkeade, James

Total Decisions: 3

Total Granted: 3

Total Denied: 0

Total Granted in Part, Denied in Part: 0

Overall Win Rate: 100.0%

Average Time to Decision: 7.9 months from motion filing

Case Number	Case Name	Movant	Decision	Pendency (months)	Decision Date
3:03cv01595	Rent-A-Center West, Inc v. Aaron Rents, Inc.	Plaintiff	Granted	7.37	4/14/2004
3:05cv01528	Wingstop Restaurants Inc v. Holtz et al	Plaintiff	Granted	7.37	3/13/2006
3:04cv00320	Bose Corporation v. Tudor et al	Plaintiff	Granted	8.88	8/11/2006

Lindsay, Sam

Total Decisions: 8

Total Granted: 1

Total Denied: 7

Total Granted in Part, Denied in Part: 0

Overall Win Rate: 12.5%

Average Time to Decision: 1.4 months from motion filing

Case Number	Case Name	Movant	Decision	Pendency (months)	Decision Date
3:98cv02713	Stearns Airport Equi v. Mannesmann Dematic, et al	Plaintiff	Denied	0.39	12/21/1998
4:99cv00096	Remington Health Pro v. The Rockland Corp, et al	Plaintiff	Denied	1.64	3/30/1999
3:06cv00631	GoNannies Inc et al v. GoAuPair.com Inc et al	Plaintiff	Denied	2.73	12/7/2006
3:07cv02095	Associated Banc-Corp v. Daubin Inc	Plaintiff	Denied	0.00	12/14/2007
3:08cv01921	Marshall v. Fulton	Plaintiff	Denied without Prejudice	0.00	10/31/2008
3:08cv01921	Marshall v. Fulton	Plaintiff	Denied without Prejudice	0.07	10/30/2008
3:06cv02032	Adventure Plus Enterprises Inc v. Gold Suit Inc	Plaintiff	Denied	5.72	7/19/2007
3:09cv01747	The American Board of Anesthesiology, Inc. v. Brown	Plaintiff	Granted	0.59	10/6/2009

Lynn, Barbara

Total Decisions: 3

Total Granted: 0

Total Denied: 3

Total Granted in Part, Denied in Part: 0

Overall Win Rate: 0.0%

Average Time to Decision: 5.5 months from motion filing

Case Number	Case Name	Movant	Decision	Pendency (months)	Decision Date
3:99cv01563	Nokia Corporation, et al v. Hypercel Corporation	Plaintiff	Denied	10.63	9/21/2000
3:05cv01745	Ultimate Living International Inc v. Miracle Greens Supplements Inc	Plaintiff	Denied	5.16	9/1/2006
3:08cv00786	Fruit of the Earth Inc v. Schering Plough Healthcare Products Inc	Defendant	Denied	0.72	6/10/2008

McBryde, John

Total Decisions: 4

Total Granted: 1

Total Denied: 3

Total Granted in Part, Denied in Part: 0

Overall Win Rate: 25.0%

Average Time to Decision: 1.2 months from motion filing

Case Number	Case Name	Movant	Decision	Pendency (months)	Decision Date
4:98cv00070	Burlington Nor San, et al v. Purdy, et al	Plaintiff	Granted	0.03	4/1/1998
4:06cv00418	Gambill, et al v. Hibbs et al	Plaintiff	Denied	3.91	10/11/2006
4:06cv00440	Manchu Wok (USA) Inc v. Wok Restaurants Inc et al	Plaintiff	Denied	0.03	6/23/2006
4:11cv00640	Southlake Plastic Surgery, P.A. v. Kasden et al	Plaintiff	Denied	0.63	12/7/2011

Means, Terry

Total Decisions: 5

Total Granted: 0

Total Denied: 5

Total Granted in Part, Denied in Part: 0

Overall Win Rate: 0.0%

Average Time to Decision: 5.3 months from motion filing

Case Number	Case Name	Movant	Decision	Pendency (months)	Decision Date
4:03cv01474	Kodiak Products Co, Inc v. Tie Down, Inc	Plaintiff	Denied	7.96	11/12/2004
4:04cv00054	Justin Brands Inc v. Lucchese, Inc	Defendant	Denied	4.70	7/16/2004
4:04cv00054	Justin Brands Inc v. Lucchese, Inc	Plaintiff	Denied	4.05	7/16/2004
4:05cv00762	Doctor's Associates Inc v. Easy Fundraising Ideas Inc et al	Plaintiff	Denied	1.58	1/17/2006
4:05cv00574	Sun Water Systems Inc v. Vitasalus Inc	Defendant	Denied	8.39	3/8/2007

O'Connor, Reed

Total Decisions: 4

Total Granted: 1

Total Denied: 3

Total Granted in Part, Denied in Part: 0

Overall Win Rate: 25.0%

Average Time to Decision: 7.0 months from motion filing

Case Number	Case Name	Movant	Decision	Pendency (months)	Decision Date
3:08cv02031	Sport Supply Group Inc v. R&G Products Inc	Plaintiff	Denied	9.21	9/30/2009
3:09cv02055	Tummy Shield Company Pty Ltd v. Tummy Shield North America Inc et al	Plaintiff	Denied	3.13	2/2/2010
3:09cv01155	Chemguard Inc v. U.S. Foam, Inc. et al	Plaintiff	Granted	3.19	9/23/2009
3:07cv01922	Ellipse Communications Inc v. Keith Caven et al	Plaintiff	Denied	12.30	2/26/2009

Robinson, Mary

Total Decisions: 1

Total Granted: 1

Total Denied: 0

Total Granted in Part, Denied in Part: 0

Overall Win Rate: 100.0%

Average Time to Decision: 0.6 months from motion filing

Case Number	Case Name	Movant	Decision	Pendency (months)	Decision Date
2:90cv00139	Petrolon, Inc v. Duvall	Plaintiff	Granted	0.56	8/9/1990

Solis, Jorge

Total Decisions: 11

Total Granted: 8

Total Denied: 1

Total Granted in Part, Denied in Part: 2

Overall Win Rate: 81.8%

Average Time to Decision: 2.8 months from motion filing

Case Number	Case Name	Movant	Decision	Pendency (months)	Decision Date
3:00cv01933	Source Inc v. 2nd Source Wireless	Plaintiff	Granted in part, Denied in Part	12.53	9/17/2001
3:01cv02072	Taylor Made Golf Co v. MJT Consulting Group, et al	Plaintiff	Granted	1.88	12/11/2001
3:02cv02551	AFC Enterprises Inc v. Mirage Quick Mart, et al	Plaintiff	Granted	1.88	2/18/2003
3:93cv01112	NVision Grafix Inc, et al v. N & N Investment, et al	Plaintiff	Granted	0.00	6/8/1993
3:93cv02519	NBA Properties Inc, et al v. In Trading Co, et al	Plaintiff	Granted	0.53	1/5/1994
3:06cv00243	Cerveceria Modelo S.A. de C.V. v. Akard et al	Plaintiff	Granted	0.00	4/19/2006
3:06cv00745	Legacy Academy Inc v. LLC Concepts LP et al	Plaintiff	Denied	6.48	11/7/2006
3:07cv00536	Equibrand Corporation v. Reinsman Equestrian Products Inc et al	Plaintiff	Granted	1.71	5/17/2007
3:07cv01690	The Southern Company v. Dauben Inc	Plaintiff	Granted	0.56	10/22/2007
3:11cv00872	United States Fallen Heroes Foundation v. American Fallen Warrior Foundation et al	Plaintiff	Granted in part, Denied in Part	4.38	10/19/2011
3:10cv01315	Mott's LLP v. United Food and Commercial Workers International Union et al	Plaintiff	Granted	0.99	8/5/2010

Texas Southern

The dockets of trademark cases in Texas Southern were examined to identify decisions on contested preliminary injunction motions. The number of decisions found, the number granted, and the number denied are as follows:

Total Decisions: 96

Total Granted: 61 Plaintiff Granted: 56 Defendant Granted: 4

Total Denied: 32 Plaintiff Denied: 26 Defendant Denied: 5

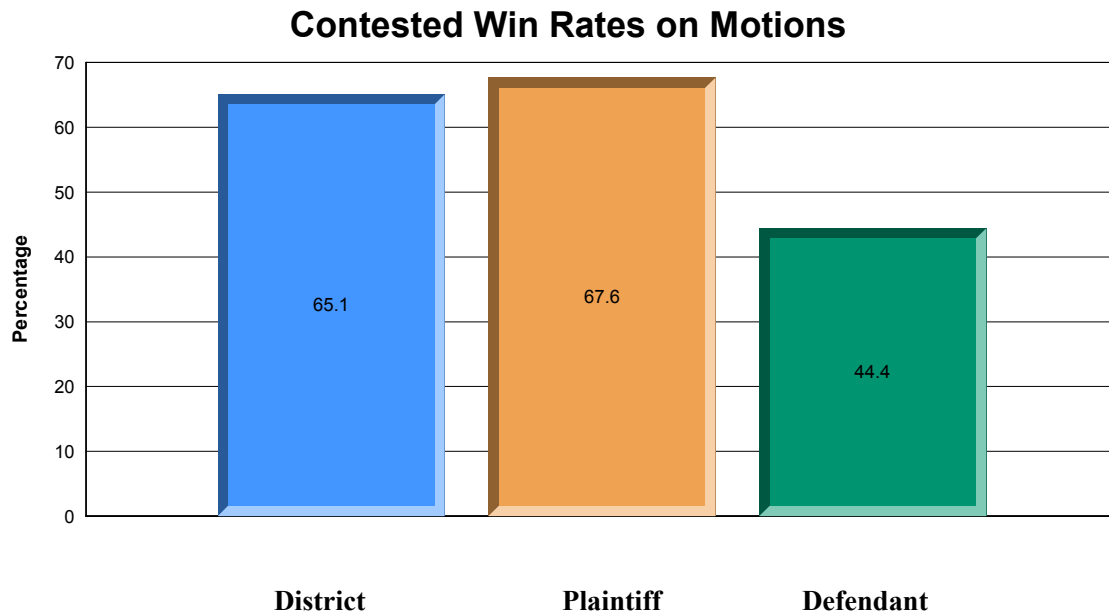
Total Granted in Part, Denied in Part: 3 Plaintiff Granted in Part: 3

Defendant Granted in Part: 0

Plaintiff Win Rate: 67.6%

Defendant Win Rate: 44.4%

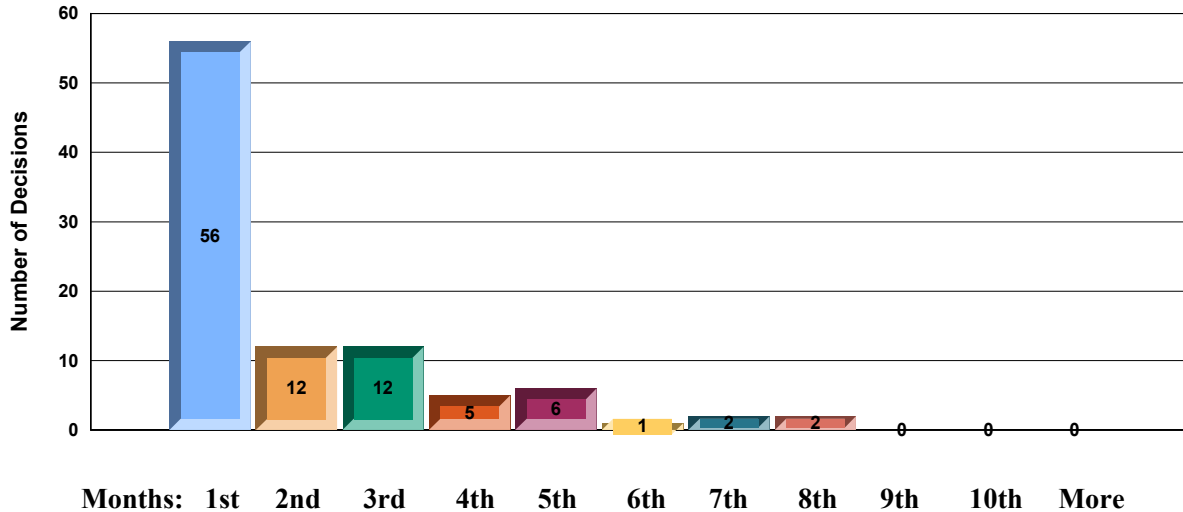
Overall Win Rate: 65.1%



The average time from motion filing to decision was 1.5 months from motion filing. The distribution of times to decision for these motions is illustrated in the chart below.

Distribution of Decisions

For Texas Southern



Alvarez, Micaela

Total Decisions: 4

Total Granted: 3

Total Denied: 1

Total Granted in Part, Denied in Part: 0

Overall Win Rate: 75.0%

Average Time to Decision: 0.7 months from motion filing

Case Number	Case Name	Movant	Decision	Pendency (months)	Decision Date
5:07cv00013	Animale Group, Inc. et. al. v. Sunny's Perfume Inc. et. al.	Plaintiff	Granted	0.03	1/26/2007
5:07cv00013	Animale Group, Inc. et. al. v. Sunny's Perfume Inc. et. al.	Plaintiff	Granted	0.03	1/26/2007
5:07cv00013	Animale Group, Inc. et. al. v. Sunny's Perfume Inc. et. al.	Plaintiff	Granted	0.43	2/8/2007
5:08cv00116	South Texas Neon Sign Co., Inc. d/b/a South Texas Neon Sign v. Ixtapa, Inc. d/b/a South Texas Neon Signs	Defendant	Denied	2.17	2/27/2009

Atlas, Nancy

Total Decisions: 7

Total Granted: 4

Total Denied: 1

Total Granted in Part, Denied in Part: 2

Overall Win Rate: 71.4%

Average Time to Decision: 1.8 months from motion filing

Case Number	Case Name	Movant	Decision	Pendency (months)	Decision Date
4:00cv03914	D/VIT Inc v. I-Link Inc	Plaintiff	Granted	2.60	8/22/2001
4:02cv03868	M-I LLC v. Gulf Scientific Inc, et al	Plaintiff	Granted in part, Denied in Part	0.69	1/28/2003
4:04cv01072	David's Bridal Inc v. Yeh, et al	Plaintiff	Granted	2.53	6/4/2004
4:04cv01072	David's Bridal Inc v. Yeh, et al	Plaintiff	Granted in part, Denied in Part	0.66	5/20/2004
4:99cv03622	Fonovisa Inc, et al v. Joey Records Inc	Plaintiff	Denied	0.49	11/2/1999
4:08cv00981	Blue Bell Creameries, L.P. v. Denali Co., LLC	Defendant	Granted	1.28	7/31/2008
4:09cv01574	Desperado Motor Racing & Motorcycles, Inc. v. Robinson	Plaintiff	Granted	4.31	9/30/2009

Crane, Randy

Total Decisions: 1

Total Granted: 0

Total Denied: 1

Total Granted in Part, Denied in Part: 0

Overall Win Rate: 0.0%

Average Time to Decision: 1.7 months from motion filing

Case Number	Case Name	Movant	Decision	Pendency (months)	Decision Date
7:03cv00432	Carmax, Inc., et al v. Cadena, et al	Plaintiff	Denied	1.68	2/19/2004

Ellison, Keith

Total Decisions: 1

Total Granted: 1

Total Denied: 0

Total Granted in Part, Denied in Part: 0

Overall Win Rate: 100.0%

Average Time to Decision: 0.5 months from motion filing

Case Number	Case Name	Movant	Decision	Pendency (months)	Decision Date
4:10cv04790	Global Healing Center LP v. Powell et al	Plaintiff	Granted	0.53	12/16/2010

Froeschner, John

Total Decisions: 1
 Total Granted: 0
 Total Denied: 1
 Total Granted in Part, Denied in Part: 0
 Overall Win Rate: 0.0%
 Average Time to Decision: 2.7 months from motion filing

Case Number	Case Name	Movant	Decision	Pendency (months)	Decision Date
4:08cv02719	PIU Management, LLC v. Inflatable Zone Incorporated	Plaintiff	Denied	2.66	12/18/2009

Gilmore, Vanessa

Total Decisions: 4
 Total Granted: 4
 Total Denied: 0
 Total Granted in Part, Denied in Part: 0
 Overall Win Rate: 100.0%
 Average Time to Decision: 1.1 months from motion filing

Case Number	Case Name	Movant	Decision	Pendency (months)	Decision Date
4:01cv01805	Collins Transmission v. Leggett, et al	Plaintiff	Granted	2.34	8/10/2001
4:07cv01303	F.E.A., Inc. v. John Does (1-100) et al	Plaintiff	Granted	0.39	4/30/2007
3:02cv00260	Hundley v. Capitol Color Mail, et al	Defendant	Granted	0.39	5/21/2002
4:12cv00389	New York Pizzeria, Inc v. J & J Holcombe Ventures, L.P. et al	Plaintiff	Granted	1.35	3/21/2012

Harmon, Melinda

Total Decisions: 6

Total Granted: 3

Total Denied: 3

Total Granted in Part, Denied in Part: 0

Overall Win Rate: 50.0%

Average Time to Decision: 1.8 months from motion filing

Case Number	Case Name	Movant	Decision	Pendency (months)	Decision Date
4:01cv02004	Joeauto Inc v. Certified Automotive	Plaintiff	Denied without Prejudice	1.28	7/23/2001
4:02cv02002	Champion Gear Co v. Omni USA Inc	Plaintiff	Denied	0.82	12/2/2002
4:93cv00616	Microsoft, Inc v. Nguyen, et al	Plaintiff	Granted	0.86	3/29/1993
4:97cv01949	Rodriguez v. Internet Entertain	Plaintiff	Denied	6.28	8/13/1998
4:06cv02350	Red Bull North America Inc et al v. 1340 Tavern on Gray LC et al	Plaintiff	Granted	1.38	8/24/2006
4:06cv02112	Rhino Membranes And Coatings Inc v. Rhino Seamless Membrane Systems Inc	Plaintiff	Granted	0.46	7/14/2006

Hittner, David

Total Decisions: 12

Total Granted: 8

Total Denied: 4

Total Granted in Part, Denied in Part: 0

Overall Win Rate: 66.7%

Average Time to Decision: 1.3 months from motion filing

Case Number	Case Name	Movant	Decision	Pendency (months)	Decision Date
4:04cv02965	American Petroleum v. Tomahawk Manufact, et al	Plaintiff	Granted	0.03	9/2/2004
4:00cv00299	Marshall St Depot v. Sedigh, et al	Plaintiff	Denied	1.61	10/5/2000
4:90cv03382	KIKK Inc v. Hicks Broadcasting	Plaintiff	Denied	3.72	2/21/1991
4:91cv00590	Novell Inc., et al v. Hiteq Business Syste, et al	Plaintiff	Granted	0.33	3/15/1991
4:91cv01804	A & M Records Inc, et al v. Handi Plus, et al	Plaintiff	Granted	0.49	7/24/1991
4:91cv01910	John Hine Limited, et al v. Sawyer, et al	Plaintiff	Granted	0.23	7/18/1991
4:91cv03159	Rainbow Intl Carpet v. Fouquette	Plaintiff	Granted	0.69	11/18/1991
4:94cv01910	NBA Properties Inc v. Does, et al	Plaintiff	Granted	0.66	7/5/1994
4:98cv00801	CLI International, et al v. Enercor Internationa	Defendant	Denied	5.66	2/12/1999
4:01cv04211	Boxer Property Mgmt v. Hartman Management, et al	Plaintiff	Denied	0.49	12/20/2001
4:94cv01910	NBA Properties Inc v. Does, et al	Plaintiff	Granted	0.89	7/5/1994
4:94cv01910	NBA Properties Inc v. Does, et al	Plaintiff	Granted	0.66	6/27/1994

Hoyt, Kenneth

Total Decisions: 18

Total Granted: 10

Total Denied: 8

Total Granted in Part, Denied in Part: 0

Overall Win Rate: 55.6%

Average Time to Decision: 1.5 months from motion filing

Case Number	Case Name	Movant	Decision	Pendency (months)	Decision Date
4:00cv00084	Dynex/Rivett Inc v. Patel, et al	Plaintiff	Granted	0.30	1/20/2000
4:01cv01740	Kwik Kopy Corp v. Byers, et al	Plaintiff	Denied	1.18	6/28/2001
4:02cv00744	Fifty-Six Hope Road v. Kyles	Plaintiff	Granted	0.20	3/6/2002
4:04cv04736	Sun's Motorcar Group, LLC et al v. QRS Auto Group, Inc et al	Defendant	Denied	4.18	10/5/2005
4:90cv01932	Vuitton, et al v. Genia Doe, et al	Plaintiff	Granted	0.49	7/3/1990
4:90cv01955	Vuitton, et al v. Shelly's Collection, et al	Plaintiff	Granted	0.46	7/3/1990
4:91cv02114	Prudential Securitie v. Davis	Plaintiff	Granted	0.30	8/8/1991
4:94cv03266	The Coca-Cola Co v. Boston's Bar Supply, et al	Plaintiff	Denied	7.76	6/4/1996
4:94cv04134	Saban Entertainment v. Eagle Trading Co, et al	Plaintiff	Granted	0.39	12/19/1994
4:95cv00672	Interim Staffing v. Interim Services Inc	Plaintiff	Denied without Prejudice	2.07	5/8/1995
4:97cv02299	American Circuit v. FAE Inc, et al	Plaintiff	Denied without Prejudice	3.52	10/24/1997
4:99cv04274	JTH Tax Inc, et al v. Wolter, et al	Plaintiff	Granted	0.99	4/14/2000
4:95cv00002	Martin's Herend, et al v. Diamond & Gem, et al	Plaintiff	Granted	0.46	1/17/1995
4:07cv00870	Isymphony Holding Enterprises LLC v. Steverson & Co, Inc.	Defendant	Denied	2.07	9/25/2007
4:09cv02930	Go Figure, Inc. v. Curves International, Inc.	Plaintiff	Denied	0.69	4/21/2011
4:11cv01438	Xtreme Lashes LLC v. Morales	Plaintiff	Denied	0.39	6/28/2011
4:10cv02672	Farouk Systems, Inc. v. Eyou International Trading Company, Ltd., et al.	Plaintiff	Granted	0.00	8/17/2010
4:12cv01896	Daniels Health Sciences, LLC v. Vascular Health Sciences, LLC	Plaintiff	Granted	1.74	8/20/2012

Hughes, Lynn

Total Decisions: 5
 Total Granted: 5
 Total Denied: 0
 Total Granted in Part, Denied in Part: 0
 Overall Win Rate: 100.0%
 Average Time to Decision: 0.1 months from motion filing

Case Number	Case Name	Movant	Decision	Pendency (months)	Decision Date
4:00cv00708	Carolina Herrera LTD v. Yoo, et al	Plaintiff	Granted	0.03	3/2/2000
4:03cv03297	Lorillard Tobacco Co v. Perma Enterprises, et al	Plaintiff	Granted	0.03	8/19/2003
4:05cv02553	National Van Lines Inc. v. 3 S Relo Trans LLC et al	Plaintiff	Granted	0.20	7/28/2005
4:95cv02242	NBA Properties Inc, et al v. Various John Does, et al	Plaintiff	Granted	0.03	6/9/1995
4:94cv01910	NBA Properties Inc v. Does, et al	Plaintiff	Granted	0.07	6/8/1994

Jack, Janis

Total Decisions: 1
 Total Granted: 1
 Total Denied: 0
 Total Granted in Part, Denied in Part: 0
 Overall Win Rate: 100.0%
 Average Time to Decision: 0.5 months from motion filing

Case Number	Case Name	Movant	Decision	Pendency (months)	Decision Date
2:04cv00437	New Century Financia v. New Century Financia, et al	Plaintiff	Granted	0.46	9/1/2004

Lake, Simeon

Total Decisions: 5
 Total Granted: 2
 Total Denied: 3
 Total Granted in Part, Denied in Part: 0
 Overall Win Rate: 40.0%
 Average Time to Decision: 0.6 months from motion filing

Case Number	Case Name	Movant	Decision	Pendency (months)	Decision Date
4:03cv03071	Lorillard Tobacco Co v. Ram-Krishna Enterpri, et al	Plaintiff	Granted	0.03	8/6/2003
4:03cv05895	Lorillard Tobacco Co, et al v. Wallville Nterprise, et al	Plaintiff	Granted	0.03	12/31/2003
4:05cv01261	American Rice, Inc. v. Producers Rice Mill, Inc.	Plaintiff	Denied	0.00	4/14/2005
4:97cv03926	Boxer Property Mgmt v. ASAP Apartment Locat	Plaintiff	Denied	2.73	2/23/1998
4:94cv04117	H-D Michigan Inc, et al v. Greenberg, et al	Third Party	Denied	0.23	10/27/1995

Miller, Gray

Total Decisions: 5

Total Granted: 2

Total Denied: 2

Total Granted in Part, Denied in Part: 1

Overall Win Rate: 50.0%

Average Time to Decision: 2.0 months from motion filing

Case Number	Case Name	Movant	Decision	Pendency (months)	Decision Date
4:06cv02465	Pet Silk, Inc. v. MJM Company, LLC	Court	Granted	0.00	3/28/2007
4:09cv03082	FORD MOTOR COMPANY et al v. DeMontrond Lincoln Mercury Company et al	Plaintiff	Granted in part, Denied in Part	0.13	9/28/2009
4:11cv01174	Boada v. JWS Trading Company CASE HAS BEEN REMANDED TO 295th District Court of Harris County, Texas.	Plaintiff	Denied	6.84	10/26/2011
4:12cv00797	King Ranch, Inc. et al v. D.R. Horton, Inc.	Plaintiff	Denied	1.64	5/16/2012
4:12cv02085	Chanel, Inc. v. 2012handbagsonline.net et al	Plaintiff	Granted	1.58	8/28/2012

Milloy, Mary

Total Decisions: 1

Total Granted: 1

Total Denied: 0

Total Granted in Part, Denied in Part: 0

Overall Win Rate: 100.0%

Average Time to Decision: 0.9 months from motion filing

Case Number	Case Name	Movant	Decision	Pendency (months)	Decision Date
4:97cv01855	Polo Ralph Lauren v. Schuman	Plaintiff	Granted	0.89	7/17/1997

Rainey, John

Total Decisions: 4

Total Granted: 2

Total Denied: 2

Total Granted in Part, Denied in Part: 0

Overall Win Rate: 50.0%

Average Time to Decision: 3.8 months from motion filing

Case Number	Case Name	Movant	Decision	Pendency (months)	Decision Date
4:91cv02108	Borden Inc v. Productos Quimicos	Plaintiff	Denied	2.63	10/18/1991
4:93cv01832	Sara Lee Corporation v. Imco Distributors	Plaintiff	Granted	3.03	9/22/1993
4:94cv03763	R T K B Inc v. Holiday Defensive Dr, et al	Defendant	Granted	4.93	4/3/1995
4:98cv01404	NationsBank Corp v. Nation's Bankers	Plaintiff	Denied	4.67	2/18/1999

Rosenthal, Lee

Total Decisions: 10

Total Granted: 8

Total Denied: 2

Total Granted in Part, Denied in Part: 0

Overall Win Rate: 80.0%

Average Time to Decision: 2.5 months from motion filing

Case Number	Case Name	Movant	Decision	Pendency (months)	Decision Date
4:00cv04408	Days Inns Worldwide v. Kabir Investment, et al	Plaintiff	Granted	0.59	2/23/2001
4:04cv02094	Bill Heard Enterpris, et al v. Worldpeace	Plaintiff	Granted	0.92	6/23/2004
4:05cv01393	Best Buy Enterprise Services, Inc et al v. Chang-Sheng Inc	Plaintiff	Granted	0.36	5/2/2005
4:93cv00760	Arbor Trading Group v. Arbour Financial	Plaintiff	Denied	2.40	8/16/1993
4:93cv04068	NBA Properties Inc, et al v. A.F.G., et al	Plaintiff	Granted	2.11	2/22/1994
4:94cv03435	Prudential Securitie v. Janus Financial USA, et al	Plaintiff	Granted	4.31	2/14/1995
4:98cv00814	Farouk Systems Inc v. Markham Products Inc	Plaintiff	Granted	0.86	4/15/1998
4:98cv04119	Quantum Fitness Corp v. Quantum Lifestyle	Plaintiff	Granted	7.80	8/12/1999
4:99cv01536	Fairbanks Scales Inc v. Rowell	Plaintiff	Granted	0.43	6/2/1999
4:11cv04628	3M Company v. 3MPumps S.R.L. et al	Plaintiff	Denied	4.93	6/11/2012

Werlein, Ewing

Total Decisions: 11

Total Granted: 7

Total Denied: 4

Total Granted in Part, Denied in Part: 0

Overall Win Rate: 63.6%

Average Time to Decision: 1.1 months from motion filing

Case Number	Case Name	Movant	Decision	Pendency (months)	Decision Date
4:00cv01813	NetNearU Corp v. Hazan	Defendant	Denied	3.91	11/15/2000
4:01cv01423	Registral.Com LLC v. Fisher Controls, et al	Defendant	Granted	1.35	6/28/2001
4:03cv04502	IDT Netherlands B V, et al v. Nats Communications, et al	Plaintiff	Granted	0.13	10/27/2003
4:04cv02968	Farouk Systems Inc v. Conair Corporation	Plaintiff	Granted	0.03	5/4/2005
4:93cv03043	American Family Pub v. Chase, et al	Plaintiff	Granted	0.10	9/30/1993
4:95cv00692	FMC Corporation, et al v. Kvaerner National, et al	Plaintiff	Denied	1.05	4/24/1995
4:96cv04157	Chanel Inc, et al v. Fal's Famous Name, et al	Plaintiff	Granted	0.00	12/3/1996
4:96cv04157	Chanel Inc, et al v. Fal's Famous Name, et al	Plaintiff	Granted	0.03	12/31/1996
4:96cv04157	Chanel Inc, et al v. Fal's Famous Name, et al	Plaintiff	Granted	0.20	1/29/1997
4:97cv01290	Home Americair v. 02 Investments Inc, et al	Plaintiff	Denied	2.43	7/1/1997
4:08cv01281	Omnibank N A v. Omni Financial Services, Inc. et al	Plaintiff	Denied	3.16	8/11/2008

Texas Western

The dockets of trademark cases in Texas Western were examined to identify decisions on contested preliminary injunction motions. The number of decisions found, the number granted, and the number denied are as follows:

Total Decisions: 52

Total Granted: 27 Plaintiff Granted: 25 Defendant Granted: 2

Total Denied: 23 Plaintiff Denied: 21 Defendant Denied: 2

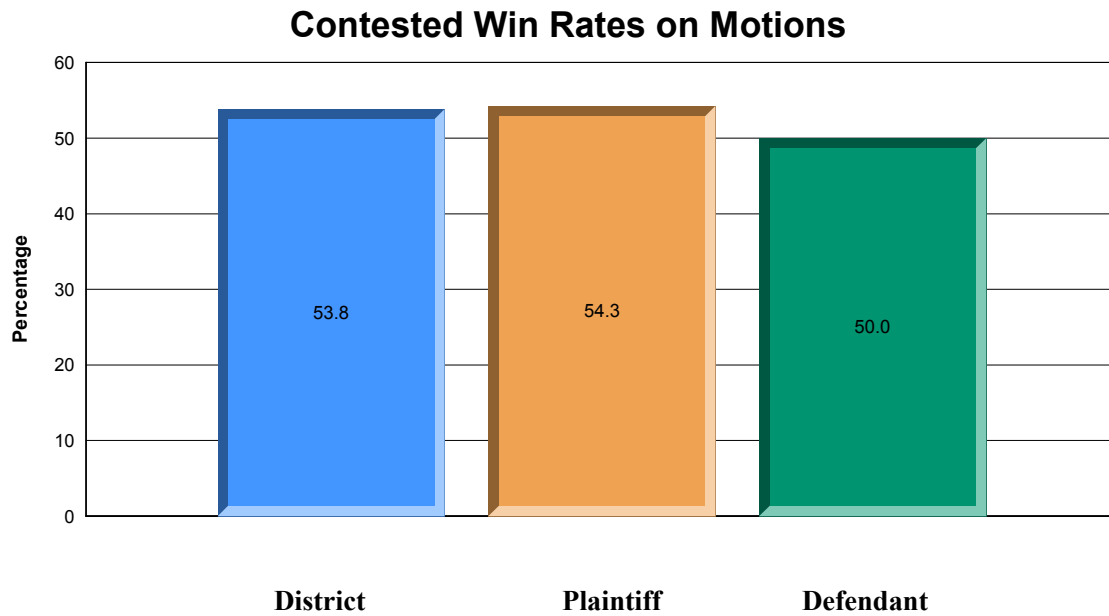
Total Granted in Part, Denied in Part: 2 Plaintiff Granted in Part: 1

Defendant Granted in Part: 1

Plaintiff Win Rate: 54.3%

Defendant Win Rate: 50.0%

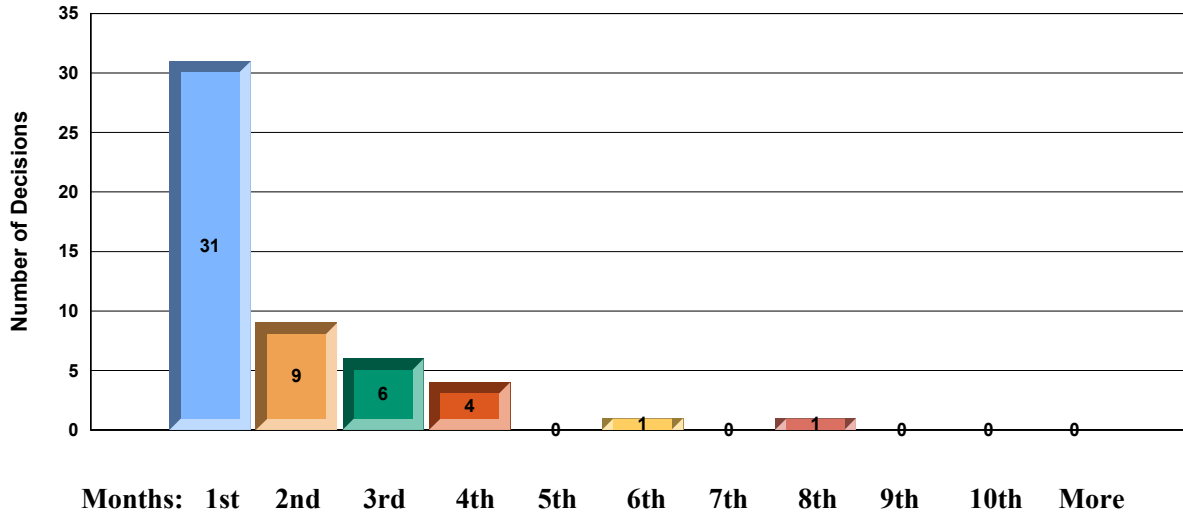
Overall Win Rate: 53.8%



The average time from motion filing to decision was 1.3 months from motion filing. The distribution of times to decision for these motions is illustrated in the chart below.

Distribution of Decisions

For Texas Western



Briones, David

Total Decisions: 1
 Total Granted: 1
 Total Denied: 0
 Total Granted in Part, Denied in Part: 0
 Overall Win Rate: 100.0%
 Average Time to Decision: 1.8 months from motion filing

Case Number	Case Name	Movant	Decision	Pendency (months)	Decision Date
3:00cv00380	American Dairy Queen v. Kinkade	Plaintiff	Granted	1.84	2/13/2001

Cardone, Kathleen

Total Decisions: 6

Total Granted: 3

Total Denied: 3

Total Granted in Part, Denied in Part: 0

Overall Win Rate: 50.0%

Average Time to Decision: 2.0 months from motion filing

Case Number	Case Name	Movant	Decision	Pendency (months)	Decision Date
3:06cv00363	Dunkin' Donuts Franchised Restaurants LLC v. Golden Castle Enterprises, Inc. et al	Plaintiff	Denied	0.72	11/7/2006
3:07cv00105	Los Rieleros Del Norte, Inc. v. Morales et al	Plaintiff	Denied	0.23	4/26/2007
3:08cv00387	Petro Franchise Systems, LLC et al v. All American Properties, Inc. et al	Plaintiff	Granted	3.22	3/23/2009
3:08cv00387	Petro Franchise Systems, LLC et al v. All American Properties, Inc. et al	Defendant	Granted	2.27	3/23/2009
3:10cv00186	Petro Franchise Systems, LLC et al v. All American Properties, Inc.	Plaintiff	Granted	3.22	3/23/2009
3:10cv00186	Petro Franchise Systems, LLC et al v. All American Properties, Inc.	Defendant	Denied	2.27	3/23/2009

Furgeson, William

Total Decisions: 2

Total Granted: 2

Total Denied: 0

Total Granted in Part, Denied in Part: 0

Overall Win Rate: 100.0%

Average Time to Decision: 0.9 months from motion filing

Case Number	Case Name	Movant	Decision	Pendency (months)	Decision Date
5:05cv00401	Ford Motor Company v. New World Car Import, et al	Plaintiff	Granted	0.36	6/6/2005
7:97cv00105	Rexair Incorporated v. Owen	Plaintiff	Granted	1.48	8/11/1997

Garcia, Orlando

Total Decisions: 7

Total Granted: 4

Total Denied: 3

Total Granted in Part, Denied in Part: 0

Overall Win Rate: 57.1%

Average Time to Decision: 1.5 months from motion filing

Case Number	Case Name	Movant	Decision	Pendency (months)	Decision Date
5:03cv00455	SBC Properties, L.P. v. Prime Seat Tickets, et al	Plaintiff	Denied	1.48	7/14/2003
5:96cv00137	NBA Properties, Inc. v. Doe #1, et al	Plaintiff	Granted	0.26	2/16/1996
5:96cv00434	Columbia Pictures, et al v. Ali, et al	Plaintiff	Granted	0.07	5/16/1996
5:96cv00441	Columbia Pictures, et al v. Abdulbaki, et al	Plaintiff	Granted	0.07	5/16/1996
5:07cv00853	PC Mailing Services, Inc. v. Gonzales et al	Plaintiff	Denied	0.13	10/23/2007
5:09cv00468	Carmel Pharma, Inc. v. ICU Medical, Inc.	Plaintiff	Denied	7.99	2/8/2010
5:09cv00520	Buchala v. Mundschau et al	Plaintiff	Granted	0.69	7/17/2009

Hudspeth, Harry

Total Decisions: 4

Total Granted: 2

Total Denied: 2

Total Granted in Part, Denied in Part: 0

Overall Win Rate: 50.0%

Average Time to Decision: 0.9 months from motion filing

Case Number	Case Name	Movant	Decision	Pendency (months)	Decision Date
3:93cv00306	K-Swiss Inc. v. Ko	Plaintiff	Granted	0.03	7/23/1993
3:93cv00391	Reebok International, et al v. Fairgulf Internat'l, et al	Plaintiff	Granted	0.66	10/14/1993
3:97cv00508	Ameritech Corp., et al v. Suntronix Special	Plaintiff	Denied	1.02	2/27/1998
5:09cv00634	Dirty Martin's Place, Inc. v. Dirty's Bar & Q LLC	Plaintiff	Denied	1.81	10/8/2009

Nowlin, James

Total Decisions: 7

Total Granted: 4

Total Denied: 3

Total Granted in Part, Denied in Part: 0

Overall Win Rate: 57.1%

Average Time to Decision: 0.9 months from motion filing

Case Number	Case Name	Movant	Decision	Pendency (months)	Decision Date
1:00cv00154	Austin Board/Realtor, et al v. E-Realty, Inc.	Defendant	Granted	0.69	3/30/2000
1:00cv00270	Giant Merchandising v. John Does 1-100, et al	Plaintiff	Granted	0.23	5/4/2000
1:01cv00614	National Fatherhood v. Men and Fathers, et al	Plaintiff	Denied	2.01	11/26/2001
1:91cv00505	Mr. Gatti's, Inc. v. Holston Dry Cleaners	Plaintiff	Granted	1.81	8/14/1991
1:96cv00102	Sony Signatures, Inc v. Does, et al	Plaintiff	Granted	0.33	3/7/1996
1:97cv00051	TN Technologies Inc. v. TN Tech/Holding Inc., et al	Plaintiff	Denied	0.36	3/7/1997
1:99cv00370	General Media Comm v. Penthouse Men's Club	Plaintiff	Denied	0.92	7/22/1999

Primomo, John

Total Decisions: 2

Total Granted: 1

Total Denied: 1

Total Granted in Part, Denied in Part: 0

Overall Win Rate: 50.0%

Average Time to Decision: 3.6 months from motion filing

Case Number	Case Name	Movant	Decision	Pendency (months)	Decision Date
5:98cv00121	Kensington Partners v. Cordillera Ranch, Lt	Plaintiff	Denied	3.91	6/16/1998
5:98cv00425	Aldridge Nursery Inc v. Aldridge Brothers, et al	Plaintiff	Granted	3.32	11/9/1998

Rodriguez, Xavier

Total Decisions: 1

Total Granted: 0

Total Denied: 0

Total Granted in Part, Denied in Part: 1

Overall Win Rate: 0.0%

Average Time to Decision: 0.0 months from motion filing

Case Number	Case Name	Movant	Decision	Pendency (months)	Decision Date
5:06cv00802	Legacy of Life, Inc. v. American Donor Services, Inc. et al	Plaintiff	Granted in part, Denied in Part	0.03	9/21/2006

Smith, Walter

Total Decisions: 6

Total Granted: 3

Total Denied: 3

Total Granted in Part, Denied in Part: 0

Overall Win Rate: 50.0%

Average Time to Decision: 2.2 months from motion filing

Case Number	Case Name	Movant	Decision	Pendency (months)	Decision Date
1:90cv00649	Texas Monthly, Inc. v. City Home Publish.	Plaintiff	Denied	2.11	10/24/1990
6:04cv00288	Mr. Rooter Corp. v. Golden	Plaintiff	Granted	1.38	10/28/2004
6:91cv00222	Scott Fetzer Co. v. Krzywonski, et al	Plaintiff	Granted	2.01	9/24/1991
6:92cv00170	Stone Manufacturing v. Follett College, et al	Plaintiff	Granted	0.10	6/22/1992
6:92cv00251	Water Quality Assoc v. Kennard, et al	Plaintiff	Denied	1.45	11/5/1992
6:07cv00277	American Dairy Queen Corporation v. Bowman & Williams Enterprises Inc. et al	Plaintiff	Denied	5.99	2/29/2008

Sparks, Sam

Total Decisions: 14

Total Granted: 5

Total Denied: 8

Total Granted in Part, Denied in Part: 1

Overall Win Rate: 39.3%

Average Time to Decision: 0.8 months from motion filing

Case Number	Case Name	Movant	Decision	Pendency (months)	Decision Date
1:00cv00033	Computer Sciences, et al v. Policy Mgmt. Systems, et al	Defendant	Granted in part, Denied in Part	0.59	3/27/2000
1:00cv00063	Southwest Recreation v. FieldTurf, Inc., et al	Plaintiff	Granted	0.79	3/17/2000
1:00cv00275	NorthPoint Comm. Inc v. NorthPoint Tech. LTD	Plaintiff	Denied	0.69	5/19/2000
1:00cv00275	NorthPoint Comm. Inc v. NorthPoint Tech. LTD	Plaintiff	Denied	0.59	5/19/2000
1:00cv00428	Century 21 Real v. Immobilier 1, Ltd., et al	Plaintiff	Granted	0.95	9/26/2000
1:02cv00007	Global Imaging Syste, et al v. Davidson, et al	Plaintiff	Denied without Prejudice	0.69	1/30/2002
1:04cv00547	Jardine Foods, Inc. v. Texxstar Resources, et al	Plaintiff	Denied without Prejudice	2.73	11/16/2004
1:04cv01037	Osgood Heating & Air, et al v. Osgood, et al	Plaintiff	Granted	0.39	12/21/2004
1:05cv00438	ARG Publishing Compa v. Gracy Title Company,	Plaintiff	Denied without Prejudice	0.36	6/24/2005
1:94cv00418	Golden Cat Corp. v. GEO-Environmental	Plaintiff	Denied	1.45	7/29/1994
1:98cv00254	Hair Club for Men v. Designer Hair Club	Plaintiff	Denied	0.26	4/28/1998
1:07cv00003	Ledet v. Ferraro	Defendant	Denied	0.00	8/31/2007
1:07cv01070	Chase Home Finance LLC et al v. KWI Communications, LLC et al	Plaintiff	Granted	0.82	1/22/2008
1:11cv00982	SXSW, Inc. v. Gingerella et al	Plaintiff	Granted	0.20	3/5/2012

Yeakel, Earl

Total Decisions: 2

Total Granted: 2

Total Denied: 0

Total Granted in Part, Denied in Part: 0

Overall Win Rate: 100.0%

Average Time to Decision: 0.4 months from motion filing

Case Number	Case Name	Movant	Decision	Pendency (months)	Decision Date
1:06cv00952	Paulsson Geophysical Services, Inc. v. Sigmar et al	Plaintiff	Granted	0.07	12/6/2006
1:06cv00952	Paulsson Geophysical Services, Inc. v. Sigmar et al	Plaintiff	Granted	0.72	2/14/2007

Utah

The dockets of trademark cases in Utah were examined to identify decisions on contested preliminary injunction motions. The number of decisions found, the number granted, and the number denied are as follows:

Total Decisions: 70

Total Granted: 32 Plaintiff Granted: 30 Defendant Granted: 0

Total Denied: 35 Plaintiff Denied: 28 Defendant Denied: 6

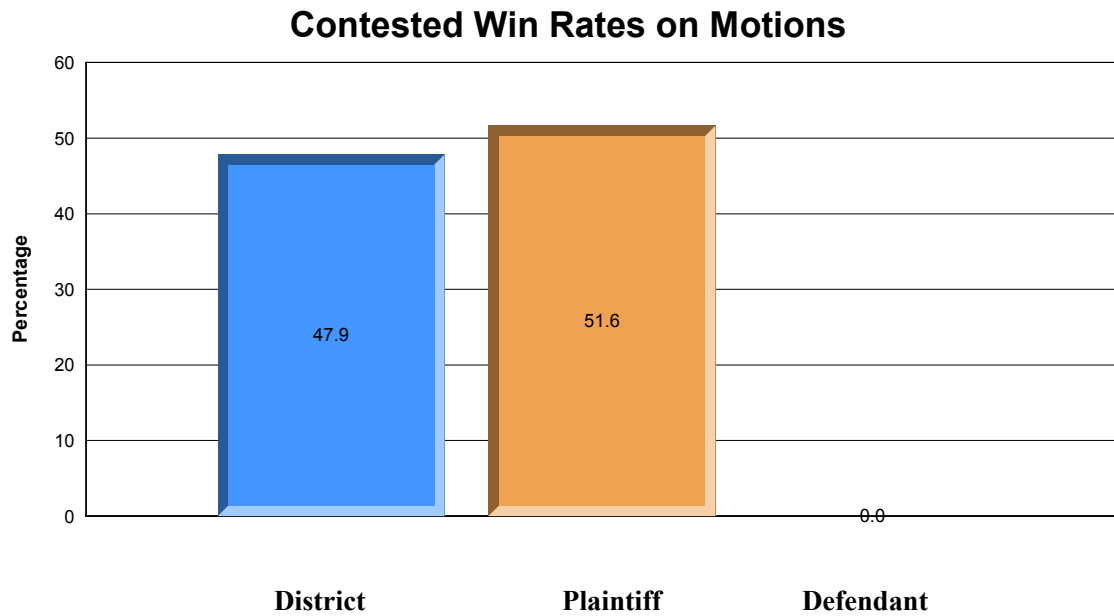
Total Granted in Part, Denied in Part: 3 Plaintiff Granted in Part: 3

Defendant Granted in Part: 0

Plaintiff Win Rate: 51.6%

Defendant Win Rate: 0.0%

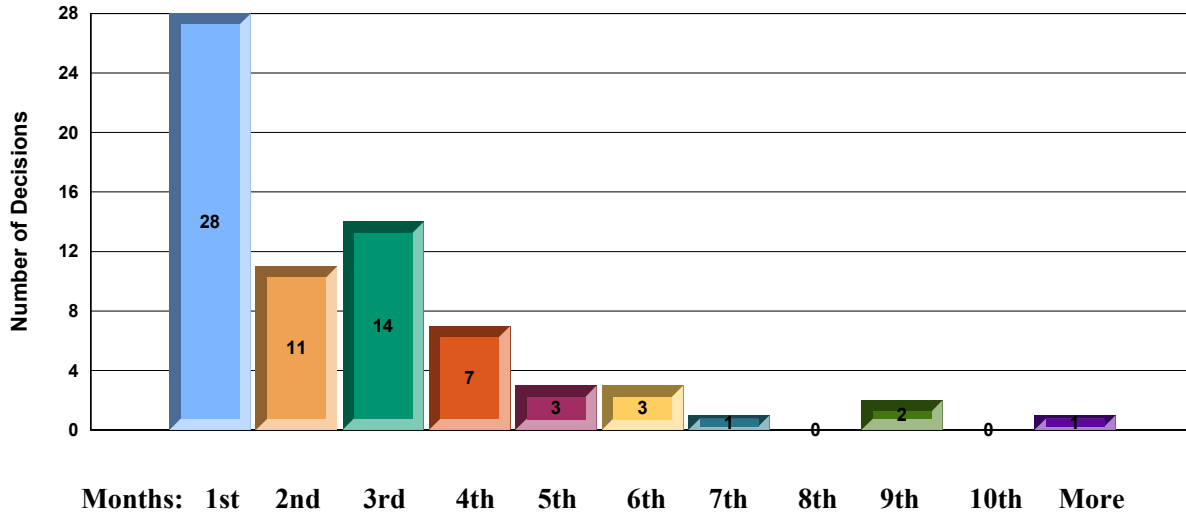
Overall Win Rate: 47.9%



The average time from motion filing to decision was 2.4 months from motion filing. The distribution of times to decision for these motions is illustrated in the chart below.

Distribution of Decisions

For Utah



Benson, Dee

Total Decisions: 13

Total Granted: 5

Total Denied: 6

Total Granted in Part, Denied in Part: 2

Overall Win Rate: 46.2%

Average Time to Decision: 4.2 months from motion filing

Case Number	Case Name	Movant	Decision	Pendency (months)	Decision Date
1:98cv00132	Carr Printing v. Phone Directories Co	Plaintiff	Denied	27.40	3/15/2002
2:03cv00234	DBC, et al v. Pure Fruit Tech, et al	Plaintiff	Denied	3.13	7/7/2003
2:03cv00436	TLR v. Seanor, et al	Plaintiff	Granted in part, Denied in Part	3.39	8/19/2003
2:04cv00816	Vantage Controls v. Lite Touch	Defendant	Denied	0.23	9/10/2004
2:04cv01128	Klein Becker usa, et al v. 1-800-PATCHES, et al	Plaintiff	Granted	0.53	1/14/2005
2:92cv00995	Mouldings Inc v. Kellogg Co	Plaintiff	Granted	5.07	4/23/1993
2:95cv00441	Taco Time Intl Inc v. Beckstrand	Plaintiff	Granted in part, Denied in Part	4.84	10/17/1995
2:97cv00241	Arma Coatings, et al v. Arma Coatings SL	Plaintiff	Denied	2.53	6/20/1997
2:99cv00407	Super 8 Motels v. Westwind Lodging, et al	Plaintiff	Granted	2.07	8/6/1999
2:99cv00595	Scout Mtn Equip v. Hoyt USA, et al	Plaintiff	Denied	2.66	11/15/1999
2:99cv00906	INVU v. Reamer	Plaintiff	Granted	0.95	12/16/1999
2:07cv00003	Low Book Sales and Leasing v. Below Book Motors et al	Plaintiff	Granted	0.89	1/31/2007
2:09cv01113	American Trails et al v. Sims et al	Plaintiff	Denied	1.45	7/22/2010

Campbell, Tena

Total Decisions: 16

Total Granted: 7

Total Denied: 8

Total Granted in Part, Denied in Part: 1

Overall Win Rate: 46.9%

Average Time to Decision: 1.8 months from motion filing

Case Number	Case Name	Movant	Decision	Pendency (months)	Decision Date
2:01cv00554	Worthington, et al v. Penn, et al	Plaintiff	Denied	0.20	9/10/2001
2:01cv00883	Sheraton Corp v. Red Rock Lodging, et al	Plaintiff	Granted	1.71	12/28/2001
2:02cv00068	Judson Ent v. Rodgers, et al	Plaintiff	Granted	3.29	6/13/2002
2:03cv00578	Zoller Lab v. NBTY, et al	Plaintiff	Denied	0.72	9/24/2003
2:04cv00776	Klein Becker usa, et al v. NDS Nutrition, et al	Plaintiff	Granted in part, Denied in Part	2.40	11/15/2004
2:05cv00162	Natures Life, et al v. Renew Life Formulas	Defendant	Denied	5.36	1/11/2006
2:96cv00010	Tel-Amer SL, et al v. Tel-Amer Intl, et al	Plaintiff	Granted	0.53	2/22/1996
2:96cv00010	Tel-Amer SL, et al v. Tel-Amer Intl, et al	Court	Granted	0.00	2/23/1996
2:97cv00196	Shelbyco v. We Trimming	Plaintiff	Denied	1.61	5/12/1997
2:97cv00380	NBA Props v. Doe, et al	Plaintiff	Granted	0.23	5/22/1997
2:99cv00380	US Olympic Comm, et al v. Pk Cty Shirt, et al	Plaintiff	Denied	0.16	6/1/1999
2:99cv00820	Payless Car Rental v. Payless Auto Rental	Plaintiff	Granted	0.86	1/24/2000
1:06cv00130	MyGym v. Engle	Defendant	Denied	0.99	12/6/2006
1:07cv00159	Systemic Formulas v. Kim et al	Plaintiff	Denied	3.06	8/15/2008
2:06cv01034	Talisker et al v. Prime West Jordanelle et al	Plaintiff	Granted	1.84	9/12/2008
2:11cv01141	Primary Childrens Medical Center Foundation et al v. Scentsy	Plaintiff	Denied	6.58	7/6/2012

Jenkins, Bruce

Total Decisions: 6

Total Granted: 3

Total Denied: 3

Total Granted in Part, Denied in Part: 0

Overall Win Rate: 50.0%

Average Time to Decision: 1.7 months from motion filing

Case Number	Case Name	Movant	Decision	Pendency (months)	Decision Date
2:05cv00611	Alinco v. Stump Printing	Defendant	Denied	2.27	12/20/2005
2:91cv00946	Enter Publications v. E T World Travel, et al	Plaintiff	Granted	0.49	9/20/1991
2:98cv00698	JBs Rest Inc v. Trappen, et al	Plaintiff	Granted	3.42	3/29/1999
2:98cv00698	JBs Rest Inc v. Trappen, et al	Court	Granted	0.00	5/11/1999
2:06cv00133	General Motors Corporation v. Urban Gorilla	Plaintiff	Denied	2.40	4/27/2006
2:06cv00133	General Motors Corporation v. Urban Gorilla	Defendant	Denied	1.74	5/12/2006

Kimball, Dale

Total Decisions: 13

Total Granted: 6

Total Denied: 7

Total Granted in Part, Denied in Part: 0

Overall Win Rate: 46.2%

Average Time to Decision: 1.5 months from motion filing

Case Number	Case Name	Movant	Decision	Pendency (months)	Decision Date
1:05cv00047	Elaborate Bytes AG v. Emetrix	Court	Denied	0.00	5/4/2005
2:00cv00765	Mizutek Intl v. Tools For Exploratio	Plaintiff	Granted	0.26	10/4/2000
2:02cv00189	US Olympic Comm, et al v. Doe	Plaintiff	Granted	0.03	3/6/2002
2:02cv00974	Alinco, et al v. Phillips	Plaintiff	Granted	0.69	9/27/2002
2:99cv00293	Low Book Sales v. Below Book Sales, et al	Plaintiff	Granted	0.66	5/19/1999
2:06cv00609	Artificial Nail Technologies et al v. Flowering Scents et al	Plaintiff	Denied	1.38	9/5/2006
2:06cv00609	Artificial Nail Technologies et al v. Flowering Scents et al	Plaintiff	Denied	1.05	9/5/2006
2:06cv00843	American Silver et al v. Emanuel Covenant Communities et al	Plaintiff	Granted	2.63	3/26/2007
2:07cv00517	Sports Imaging Photography of Utah v. Utah School & Sports Imaging et al	Plaintiff	Denied	2.99	11/1/2007
2:07cv00562	Goyin v. Goya Foods	Plaintiff	Denied	2.73	1/31/2008
2:06cv00609	Artificial Nail Technologies et al v. Flowering Scents et al	Plaintiff	Denied	2.80	7/17/2008
2:06cv00609	Artificial Nail Technologies et al v. Flowering Scents et al	Defendant	Denied	2.04	7/17/2008
2:09cv00523	Sara Lee Corporation v. Sycamore Family Bakery et al	Plaintiff	Granted	1.74	10/27/2009

Sam, David

Total Decisions: 7

Total Granted: 2

Total Denied: 5

Total Granted in Part, Denied in Part: 0

Overall Win Rate: 28.6%

Average Time to Decision: 3.4 months from motion filing

Case Number	Case Name	Movant	Decision	Pendency (months)	Decision Date
2:99cv00343	Basic Research, et al v. Cytodyne Tech	Plaintiff	Granted	8.95	2/8/2000
2:99cv00343	Basic Research, et al v. Cytodyne Tech	Plaintiff	Denied	4.70	2/14/2000
1:98cv00054	So Foods Grp v. Ben & Jerrys Homemad, et al	Plaintiff	Denied	2.07	8/27/1998
2:04cv01146	Klein Becker usa v. Prod Quest Mfg, et al	Plaintiff	Denied	5.03	6/2/2005
2:92cv00158	Chums Ltd v. Snugz/USA Inc, et al	Plaintiff	Denied	1.28	4/6/1992
2:97cv00853	1st Home Mtge v. First Home Mtge	Plaintiff	Granted	0.72	11/21/1997
2:99cv00329	Open Sea v. Newell Intl, et al	Plaintiff	Denied	0.69	6/3/1999

Stewart, Brian

Total Decisions: 12

Total Granted: 8

Total Denied: 4

Total Granted in Part, Denied in Part: 0

Overall Win Rate: 66.7%

Average Time to Decision: 2.1 months from motion filing

Case Number	Case Name	Movant	Decision	Pendency (months)	Decision Date
2:01cv00157	Natures Way Prod v. Natures Answer	Plaintiff	Denied	2.50	5/24/2001
2:02cv00057	US Olympic Comm, et al v. Quiksilver, et al	Plaintiff	Granted	0.20	1/28/2002
2:02cv00094	USA Hockey v. Doe	Plaintiff	Granted	0.23	2/11/2002
2:02cv01165	Blue Rhino, et al v. White Rose Propane, et al	Plaintiff	Granted	4.14	3/5/2003
2:03cv00151	Basic Research, et al v. Myria Media, et al	Plaintiff	Granted	1.12	3/27/2003
2:04cv01039	Lehi Roller Mills, et al v. Millcreek Harvest, et al	Plaintiff	Denied	0.30	11/19/2004
1:06cv00136	Harris Research v. Lydon et al	Plaintiff	Granted	3.42	4/5/2007
2:05cv01057	Dave Hall's International Center for Cellular Health v. Urban Group Exercise Consultants et al	Plaintiff	Granted	0.79	1/27/2006
2:08cv00227	A.L. Enterprises v. Bronstein	Plaintiff	Denied	0.00	3/25/2008
2:08cv00348	Happy Sumo Sushi v. Yapona et al	Plaintiff	Granted	3.09	8/11/2008
2:08cv00673	Agel Enterprises LLC v. Schroeder et al	Plaintiff	Granted	0.49	10/24/2008
2:09cv00555	Mona Vie Inc v. Exfuze	Plaintiff	Denied	8.52	9/21/2010

Waddoups, Clark

Total Decisions: 3

Total Granted: 1

Total Denied: 2

Total Granted in Part, Denied in Part: 0

Overall Win Rate: 33.3%

Average Time to Decision: 1.4 months from motion filing

Case Number	Case Name	Movant	Decision	Pendency (months)	Decision Date
2:08cv00849	Buckles v. Brides Club et al	Plaintiff	Granted	1.18	3/27/2009
2:10cv01138	As American As Doughnuts v. Patton et al	Plaintiff	Denied	2.30	11/22/2011
2:11cv00507	Isys Technologies v. Google et al	Plaintiff	Denied	0.76	6/29/2011

Vermont

The dockets of trademark cases in Vermont were examined to identify decisions on contested preliminary injunction motions. The number of decisions found, the number granted, and the number denied are as follows:

Total Decisions: 11

Total Granted: 6 Plaintiff Granted: 6 Defendant Granted: 0

Total Denied: 4 Plaintiff Denied: 4 Defendant Denied: 0

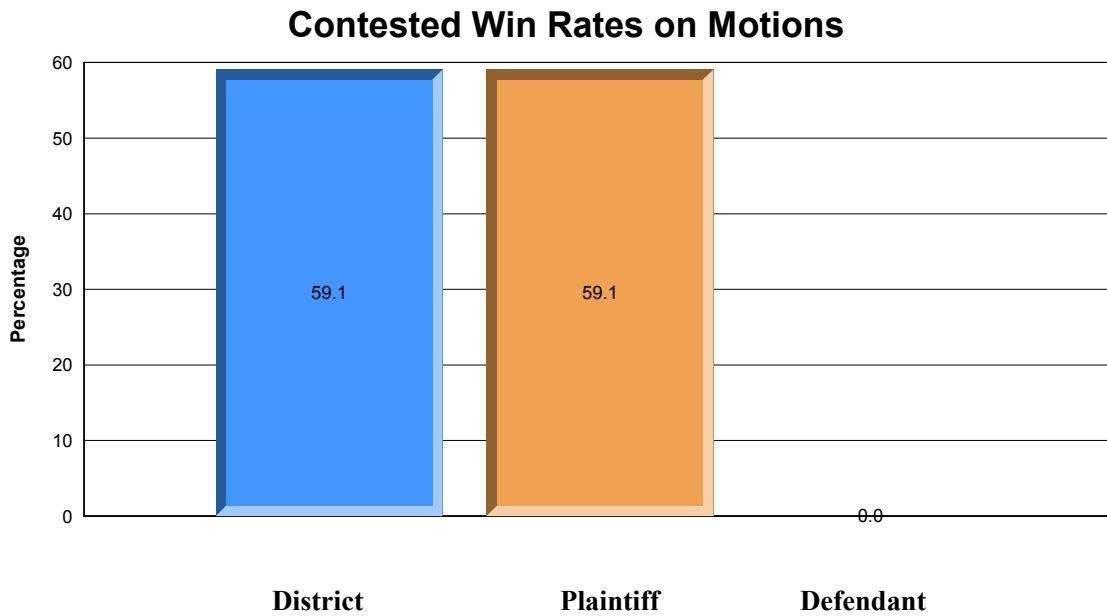
Total Granted in Part, Denied in Part: 1 Plaintiff Granted in Part: 1

Defendant Granted in Part: 0

Plaintiff Win Rate: 59.1%

Defendant Win Rate: 0.0%

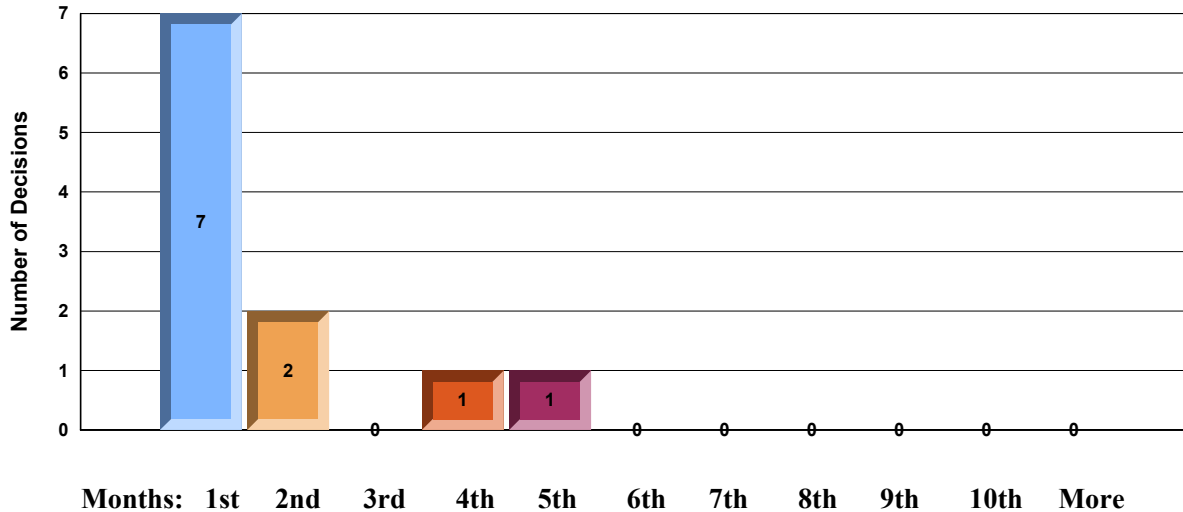
Overall Win Rate: 59.1%



The average time from motion filing to decision was 1.4 months from motion filing. The distribution of times to decision for these motions is illustrated in the chart below.

Distribution of Decisions

For Vermont



Murtha, John

Total Decisions: 4

Total Granted: 2

Total Denied: 1

Total Granted in Part, Denied in Part: 1

Overall Win Rate: 62.5%

Average Time to Decision: 1.6 months from motion filing

Case Number	Case Name	Movant	Decision	Pendency (months)	Decision Date
1:01cv00056	Bruegger's Corp, et al v. Pacific Bagels, LLC	Plaintiff	Denied without Prejudice	0.59	2/27/2001
1:01cv00163	Phish, Inc., et al v. Knight, et al	Plaintiff	Granted in part, Denied in Part	4.84	8/15/2001
1:98cv00158	UPS v. Huminski, et al	Plaintiff	Granted	0.43	5/27/1998
1:05cv00063	The Vermont Country Store et al v. Nelson et al	Plaintiff	Granted	0.56	3/28/2005

Niedermeier, Jerome

Total Decisions: 2

Total Granted: 2

Total Denied: 0

Total Granted in Part, Denied in Part: 0

Overall Win Rate: 100.0%

Average Time to Decision: 1.2 months from motion filing

Case Number	Case Name	Movant	Decision	Pendency (months)	Decision Date
2:92cv00007	Weathervane Seafoods v. Mitchel, et al	Plaintiff	Granted	0.66	1/28/1992
2:92cv00328	Mountain Road Prop. v. Resort Hotels of Am.	Plaintiff	Granted	1.64	12/16/1992

Sessions, William

Total Decisions: 5

Total Granted: 2

Total Denied: 3

Total Granted in Part, Denied in Part: 0

Overall Win Rate: 40.0%

Average Time to Decision: 1.3 months from motion filing

Case Number	Case Name	Movant	Decision	Pendency (months)	Decision Date
2:00cv00299	Macia v. Microsoft Corp, et al	Plaintiff	Denied	3.95	3/16/2001
2:02cv00295	Midas Intl Corp v. B B & B Automotive, et al	Plaintiff	Denied	0.16	11/12/2002
2:03cv00015	Amerispec, Inc. v. Schirmer, et al	Plaintiff	Granted	1.61	3/4/2003
2:92cv00170	Hoppenheim v. Federal Plastics Mfg, et al	Plaintiff	Granted	0.07	5/29/1992
2:96cv00186	Genis Intl Corp v. Edge Company, Inc., et al	Plaintiff	Denied	0.76	6/21/1996

Virginia Eastern

The dockets of trademark cases in Virginia Eastern were examined to identify decisions on contested preliminary injunction motions. The number of decisions found, the number granted, and the number denied are as follows:

Total Decisions: 94

Total Granted: 65 Plaintiff Granted: 64 Defendant Granted: 1

Total Denied: 27 Plaintiff Denied: 27 Defendant Denied: 0

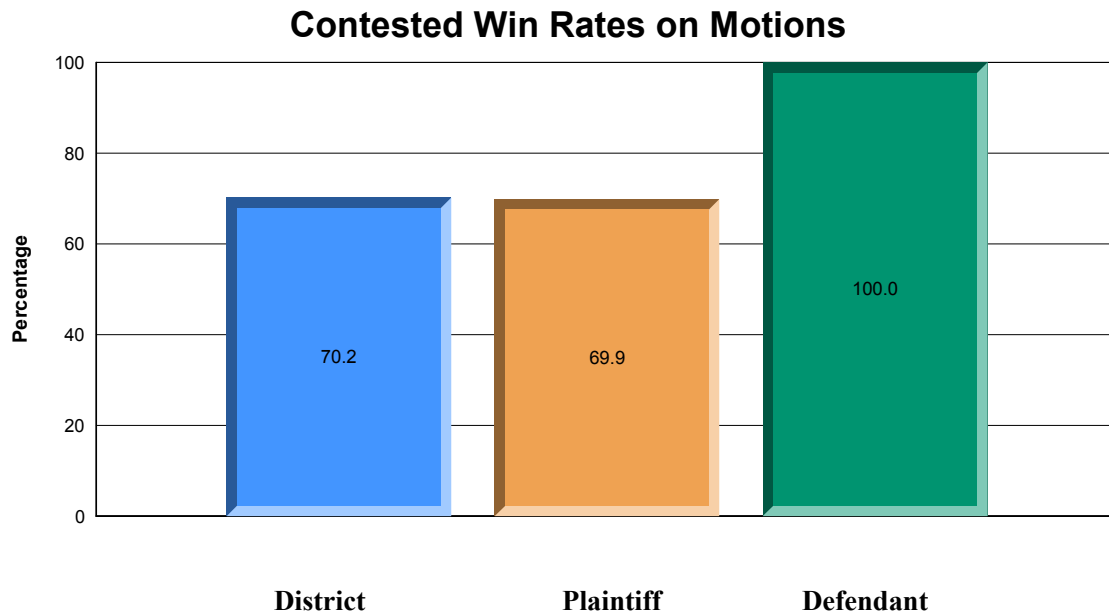
Total Granted in Part, Denied in Part: 2 Plaintiff Granted in Part: 2

Defendant Granted in Part: 0

Plaintiff Win Rate: 69.9%

Defendant Win Rate: 100.0%

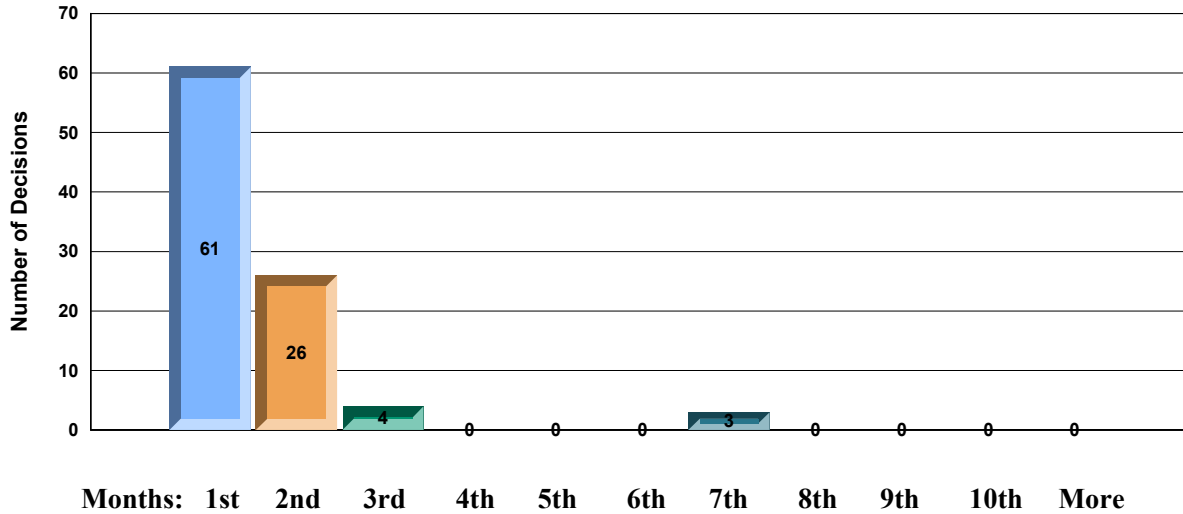
Overall Win Rate: 70.2%



The average time from motion filing to decision was 1.0 months from motion filing. The distribution of times to decision for these motions is illustrated in the chart below.

Distribution of Decisions

For Virginia Eastern



Allen, Arenda

Total Decisions: 3
 Total Granted: 3
 Total Denied: 0
 Total Granted in Part, Denied in Part: 0
 Overall Win Rate: 100.0%
 Average Time to Decision: 4.5 months from motion filing

Case Number	Case Name	Movant	Decision	Pendency (months)	Decision Date
2:11cv00202	Tiffany (NJ), LLC v. Chen et al	Plaintiff	Granted	6.18	10/12/2011
2:11cv00202	Tiffany (NJ), LLC v. Chen et al	Plaintiff	Granted	6.18	10/12/2011
2:11cv00346	Abercrombie & Fitch Trading Co. v. Lin et al	Plaintiff	Granted	1.22	7/27/2011

Brinkema, Leonie

Total Decisions: 16

Total Granted: 6

Total Denied: 9

Total Granted in Part, Denied in Part: 1

Overall Win Rate: 40.6%

Average Time to Decision: 0.6 months from motion filing

Case Number	Case Name	Movant	Decision	Pendency (months)	Decision Date
1:00cv02045	Dell Computer Corp v. DELLKOREA.COM	Plaintiff	Granted	0.39	12/20/2000
1:96cv01224	Volvo Cars of North v. International Automo, et al	Plaintiff	Denied	0.92	12/20/1996
1:99cv00543	Esquire Settlement v. Esquire Communicat	Plaintiff	Denied	0.69	5/7/1999
1:00cv00942	ServiceMaster v. Pletcher	Plaintiff	Denied	0.49	6/23/2000
1:00cv02056	EMAP USA, INC. v. Intertain On-Line, et al	Plaintiff	Granted	0.16	12/20/2000
1:02cv00176	Vacumet Corp. v. Vacmet Packagings	Plaintiff	Denied without Prejudice	1.84	4/12/2002
1:04cv00671	Internosis, Inc. v. Justice	Plaintiff	Denied	0.13	6/18/2004
1:04cv01168	Roberts Filter, et al v. Lee Engineering, et al	Plaintiff	Denied	1.12	11/15/2004
1:04cv01251	US Ware Inc., et al v. Tatra Banka A.S.	Plaintiff	Denied without Prejudice	0.00	11/22/2004
1:96cv01006	Porsche Cars North A, et al v. Chen, et al	Plaintiff	Granted	1.28	9/3/1996
1:96cv01395	Roos Foods, Inc. v. Monte Grande Food Pr, et al	Plaintiff	Granted	0.13	10/4/1996
1:96cv01395	Roos Foods, Inc. v. Monte Grande Food Pr, et al	Plaintiff	Granted	0.33	10/17/1996
1:04cv01454	Dean, et al v. Perry, et al	Plaintiff	Granted	1.18	5/13/2005
1:98cv00259	Noble Collection, et al v. Noble Development	Plaintiff	Denied	0.20	3/26/1998
1:07cv00498	George & Company LLC v. Imagination Entertainment Limited et al	Plaintiff	Denied	0.46	6/22/2007
1:08cv00907	Atlantic Trust Group, Inc. v. Atlantictrustinc.Net	Plaintiff	Granted in part, Denied in Part	0.46	9/18/2008

Cacheris, James

Total Decisions: 12

Total Granted: 8

Total Denied: 3

Total Granted in Part, Denied in Part: 1

Overall Win Rate: 70.8%

Average Time to Decision: 0.6 months from motion filing

Case Number	Case Name	Movant	Decision	Pendency (months)	Decision Date
1:97cv00386	Precision Tune Auto v. St. Germain Enterpri, et al	Plaintiff	Granted in part, Denied in Part	0.13	3/25/1997
1:01cv01701	Ty Inc., et al v. Virtualbeaniebabies, et al	Plaintiff	Granted	0.03	11/8/2001
1:00cv00178	Yahoo! Inc. v. Wu, et al	Plaintiff	Granted	0.07	2/3/2000
1:00cv00178	Yahoo! Inc. v. Wu, et al	Plaintiff	Granted	0.07	2/3/2000
1:02cv01701	RDA, Inc. v. Southern Maryland, et al	Plaintiff	Denied	0.20	11/25/2002
1:04cv00137	Bingo TV, Inc. v. Averil Capital, et al	Plaintiff	Denied	1.94	8/13/2004
1:96cv00209	Plies Software, Inc. v. Halpern & Associates, et al	Plaintiff	Granted	0.03	2/21/1996
1:00cv01090	Portal Connect, Inc. v. F.A. Rhine Morgan, et al	Plaintiff	Granted	0.23	7/7/2000
1:99cv00383	AAA, Sport Systems, v. Bishop's Tennis, Inc	Plaintiff	Granted	0.89	4/15/1999
1:06cv01356	Diane Von Furstenberg Studio v. Snyder et al	Plaintiff	Granted	0.56	12/21/2006
1:08cv00371	Employers Council On Flexible Compensation v. Feltman et al	Plaintiff	Granted	1.55	6/18/2008
1:08cv00949	H. Jay Spiegel & Associates, P.C. v. Spiegel	Plaintiff	Denied	1.45	12/11/2008

Davis, Mark

Total Decisions: 3

Total Granted: 3

Total Denied: 0

Total Granted in Part, Denied in Part: 0

Overall Win Rate: 100.0%

Average Time to Decision: 0.9 months from motion filing

Case Number	Case Name	Movant	Decision	Pendency (months)	Decision Date
2:10cv00489	Chanel, Inc. v. Ling et al	Plaintiff	Granted	0.26	10/13/2010
2:10cv00591	Gucci America, Inc. v. Ling et al	Plaintiff	Granted	1.64	1/18/2011
2:11cv00042	Abercrombie & Fitch Trading Co. v. Wu et al	Plaintiff	Granted	0.79	2/7/2011

Doumar, Robert

Total Decisions: 2

Total Granted: 2

Total Denied: 0

Total Granted in Part, Denied in Part: 0

Overall Win Rate: 100.0%

Average Time to Decision: 1.1 months from motion filing

Case Number	Case Name	Movant	Decision	Pendency (months)	Decision Date
2:10cv00450	Wink, Inc., d/b/a Wink Salon v. Wink Threading Studio, Inc.	Plaintiff	Granted	1.35	2/22/2011
2:11cv00550	Chanel, Inc. v. Lu et al	Plaintiff	Granted	0.79	11/4/2011

Ellis, Thomas

Total Decisions: 9

Total Granted: 7

Total Denied: 2

Total Granted in Part, Denied in Part: 0

Overall Win Rate: 77.8%

Average Time to Decision: 0.7 months from motion filing

Case Number	Case Name	Movant	Decision	Pendency (months)	Decision Date
1:00cv01021	Exxon Mobil Corp v. Avery, et al	Plaintiff	Granted	2.14	8/24/2000
1:03cv00376	Esquire Settlement v. Esquire Real Estate	Plaintiff	Granted	0.53	4/11/2003
1:05cv01247	Compumedics Germany GMBH v. DWL Systems, Inc. et al	Plaintiff	Granted	0.23	11/3/2005
1:06cv00035	Sona Laser Centers, Inc. v. CapitalWorks, LLC et al	Plaintiff	Denied	0.82	2/7/2006
1:97cv01171	Public Broadcasting, et al v. Haber, et al	Plaintiff	Denied	0.82	8/29/1997
1:02cv00692	Judicial Watch, Inc. v. Gen-X Strategies, et al	Plaintiff	Granted	0.00	5/17/2002
1:09cv00172	Dominion Enterprises v. DOMINIONENTERPRISES.ORG	Plaintiff	Granted	0.56	3/6/2009
1:11cv00627	3M Company v. Name.com et al	Plaintiff	Granted	1.15	7/29/2011
1:11cv00153	Certification Trendz, Ltd. v. Feng et al	Plaintiff	Granted	0.46	3/15/2011

Friedman, Jerome

Total Decisions: 2

Total Granted: 2

Total Denied: 0

Total Granted in Part, Denied in Part: 0

Overall Win Rate: 100.0%

Average Time to Decision: 1.5 months from motion filing

Case Number	Case Name	Movant	Decision	Pendency (months)	Decision Date
2:05cv00012	JTH Tax, Inc. v. Fischer, et al	Plaintiff	Granted	2.86	4/7/2005
2:04cv00449	Saint-Gobain Calmar v. Twin-Craft Mfg., et al	Plaintiff	Granted	0.13	7/30/2004

Hilton, Claude

Total Decisions: 13

Total Granted: 7

Total Denied: 6

Total Granted in Part, Denied in Part: 0

Overall Win Rate: 53.8%

Average Time to Decision: 0.8 months from motion filing

Case Number	Case Name	Movant	Decision	Pendency (months)	Decision Date
1:98cv00634	Washington Speakers v. Leading Authorities,	Plaintiff	Denied	0.30	8/14/1998
1:00cv01267	S.W.A.T.E.C., Inc. v. Fuqua, et al	Plaintiff	Denied	0.23	8/4/2000
1:02cv00909	Washingtonpost, et al v. Gator Corporation	Plaintiff	Granted	0.69	7/16/2002
1:04cv00433	All-Pro Moving Trans v. All-Pro Van Lines	Plaintiff	Granted	1.05	6/28/2004
1:99cv00456	Paine Webber Inc. v. www.painewebber.com, et al	Plaintiff	Granted	0.23	4/9/1999
1:99cv01289	Virtual Works, Inc. v. Network Solutions, et al	Plaintiff	Denied	1.32	11/23/1999
1:01cv01278	North Jersey Media v. THEBERGENRECORD.COM	Plaintiff	Granted	0.23	8/23/2001
1:02cv01217	KFC Corporation v. kfclolitas.com	Plaintiff	Granted	0.23	8/23/2002
1:97cv00510	Anita's New Mexico v. Anita's Mexican Food, et al	Plaintiff	Granted	1.88	6/5/1997
1:99cv00454	Teaching Company v. Unapix Entertainment	Plaintiff	Denied	1.78	5/25/1999
1:09cv00189	Dominion Enterprises v. 123 Moving.com et al	Plaintiff	Granted	0.30	3/6/2009
1:11cv00048	Sony Ericsson Mobile Communications AB, et al v. Clearwire Corporation et al	Plaintiff	Denied	1.02	2/14/2011
1:11cv00195	Office of Strategic Services, Inc. v. Sadeghian et al	Plaintiff	Denied	0.72	5/20/2011

Hudson, Henry

Total Decisions: 1
Total Granted: 1
Total Denied: 0
Total Granted in Part, Denied in Part: 0
Overall Win Rate: 100.0%
Average Time to Decision: 1.6 months from motion filing

Case Number	Case Name	Movant	Decision	Pendency (months)	Decision Date
3:12cv00303	Diamonds Direct USA, Inc. et al v. BFJ Holdings, Inc.	Defendant	Granted	1.58	9/19/2012

Jackson, Raymond

Total Decisions: 4
Total Granted: 2
Total Denied: 2
Total Granted in Part, Denied in Part: 0
Overall Win Rate: 50.0%
Average Time to Decision: 1.0 months from motion filing

Case Number	Case Name	Movant	Decision	Pendency (months)	Decision Date
2:02cv00541	Total Car v. Letourneau, et al	Plaintiff	Granted	1.91	9/5/2002
2:02cv00541	Total Car v. Letourneau, et al	Plaintiff	Denied	1.05	11/4/2002
2:98cv00056	Real-Time Data, et al v. Virtual Branch, et al	Plaintiff	Denied	0.92	2/13/1998
4:09cv00022	Phish, Inc. v. John Does 1-100 et al	Plaintiff	Granted	0.30	3/6/2009

Lee, Gerald

Total Decisions: 7

Total Granted: 5

Total Denied: 2

Total Granted in Part, Denied in Part: 0

Overall Win Rate: 71.4%

Average Time to Decision: 0.7 months from motion filing

Case Number	Case Name	Movant	Decision	Pendency (months)	Decision Date
1:01cv00249	Microstrategy Inc. v. Motorola, Inc.	Plaintiff	Denied	0.39	2/28/2001
1:05cv01114	Alcoa Inc. et al v. McLane Company, Inc. et al	Plaintiff	Granted	0.23	10/28/2005
1:00cv01388	Capital One v. Upshur, et al	Plaintiff	Granted	0.46	9/1/2000
1:06cv01220	Teksystems, Inc. v. RK Teksystems, Inc. et al	Plaintiff	Granted	1.22	12/6/2006
1:06cv01280	Shell Oil Company et al v. Shell-Oil.biz	Plaintiff	Granted	1.28	1/19/2007
1:09cv00339	Lansinoh Laboratories, Inc v. Learning Curve Brands, Inc. et al	Plaintiff	Denied	0.95	8/21/2009
1:10cv00485	Bullock v. JANNA-BULLOCK.COM et al	Plaintiff	Granted	0.20	5/20/2010

Morgan, Henry

Total Decisions: 2

Total Granted: 1

Total Denied: 1

Total Granted in Part, Denied in Part: 0

Overall Win Rate: 50.0%

Average Time to Decision: 0.5 months from motion filing

Case Number	Case Name	Movant	Decision	Pendency (months)	Decision Date
2:95cv00432	Framing Success, Inc v. DRK, Inc., et al	Plaintiff	Granted	0.26	5/19/1995
4:94cv00038	American Pacific v. C&F Enterprises	Plaintiff	Denied	0.79	5/12/1994

O'Grady, Liam

Total Decisions: 2

Total Granted: 2

Total Denied: 0

Total Granted in Part, Denied in Part: 0

Overall Win Rate: 100.0%

Average Time to Decision: 0.3 months from motion filing

Case Number	Case Name	Movant	Decision	Pendency (months)	Decision Date
1:09cv00634	Dominion Enterprises v. Dominionenterprisesco.com	Plaintiff	Granted	0.23	6/12/2009
1:10cv01197	Bullock v. Bullockjanna.com et al	Plaintiff	Granted	0.46	11/12/2010

Payne, Robert

Total Decisions: 5

Total Granted: 3

Total Denied: 2

Total Granted in Part, Denied in Part: 0

Overall Win Rate: 60.0%

Average Time to Decision: 1.9 months from motion filing

Case Number	Case Name	Movant	Decision	Pendency (months)	Decision Date
3:04cv00103	Allegra Network LLC v. Bell	Plaintiff	Denied	0.72	3/19/2004
3:05cv00494	Worsham Sprinkler Company, Inc. v. Wes Worsham Fire Protection, LLC et al	Plaintiff	Denied	6.45	3/9/2006
3:93cv00859	Williamsburg Heritag, et al v. Haynes Company	Plaintiff	Granted	0.59	1/10/1994
3:98cv00302	A.G.S. of Hanover, I v. Hi-Tec Sports USA, I	Plaintiff	Granted	0.46	7/1/1998
3:99cv00209	West v. Encanto Networks Inc	Plaintiff	Granted	1.45	5/6/1999

Smith, Rebecca

Total Decisions: 4

Total Granted: 4

Total Denied: 0

Total Granted in Part, Denied in Part: 0

Overall Win Rate: 100.0%

Average Time to Decision: 0.6 months from motion filing

Case Number	Case Name	Movant	Decision	Pendency (months)	Decision Date
2:02cv00659	Blackhawk Industries v. Bonis	Plaintiff	Granted	0.13	8/20/2002
2:96cv00980	Norva Barber Supply v. Apopka Beauty and, et al	Plaintiff	Granted	0.59	10/22/1996
2:99cv00810	Designer Braids v. Designer Braids, II	Plaintiff	Granted	0.23	6/2/1999
2:10cv00624	Tiffany (NJ), LLC v. Wang et al	Plaintiff	Granted	1.41	2/1/2011

Spencer, James

Total Decisions: 8

Total Granted: 8

Total Denied: 0

Total Granted in Part, Denied in Part: 0

Overall Win Rate: 100.0%

Average Time to Decision: 1.3 months from motion filing

Case Number	Case Name	Movant	Decision	Pendency (months)	Decision Date
3:00cv00178	The Scotts Company, et al v. Pursell Industries	Plaintiff	Granted	1.02	5/4/2000
3:01cv00199	PBM Products Inc., et al v. Mead Johnson	Plaintiff	Granted	0.86	4/24/2001
3:01cv00634	Fort James Operating, et al v. American Tissue, Inc	Plaintiff	Granted	0.59	10/12/2001
3:02cv00240	Scotts Company v. U. S. Fertilizer, et al	Plaintiff	Granted	2.66	7/2/2002
3:97cv00528	Dow Jones & Company v. Warith	Plaintiff	Granted	0.16	8/27/1997
3:99cv00116	Furniture Medic, LP v. Moore	Plaintiff	Granted	1.81	4/8/1999
3:08cv00236	Toolchex, Inc. v. Trainor	Plaintiff	Granted	1.35	6/2/2008
3:09cv00124	Lorillard Tobacco Company et al v. S&M Brands, Inc.,	Plaintiff	Granted	2.34	5/13/2009

Trenga, Anthony

Total Decisions: 1

Total Granted: 1

Total Denied: 0

Total Granted in Part, Denied in Part: 0

Overall Win Rate: 100.0%

Average Time to Decision: 0.4 months from motion filing

Case Number	Case Name	Movant	Decision	Pendency (months)	Decision Date
1:09cv00330	Deltek, Inc. v. Iuvo Systems, Inc. et al	Plaintiff	Granted	0.39	4/8/2009

Virginia Western

The dockets of trademark cases in Virginia Western were examined to identify decisions on contested preliminary injunction motions. The number of decisions found, the number granted, and the number denied are as follows:

Total Decisions: 8

Total Granted: 5 Plaintiff Granted: 5 Defendant Granted: 0

Total Denied: 3 Plaintiff Denied: 3 Defendant Denied: 0

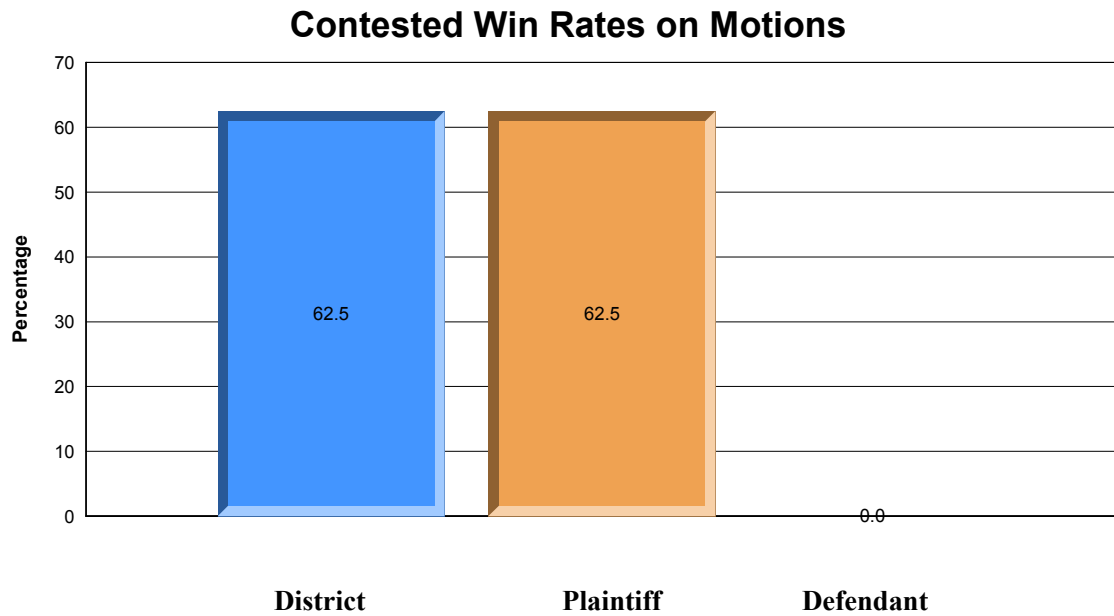
Total Granted in Part, Denied in Part: 0 Plaintiff Granted in Part: 0

Defendant Granted in Part: 0

Plaintiff Win Rate: 62.5%

Defendant Win Rate: 0.0%

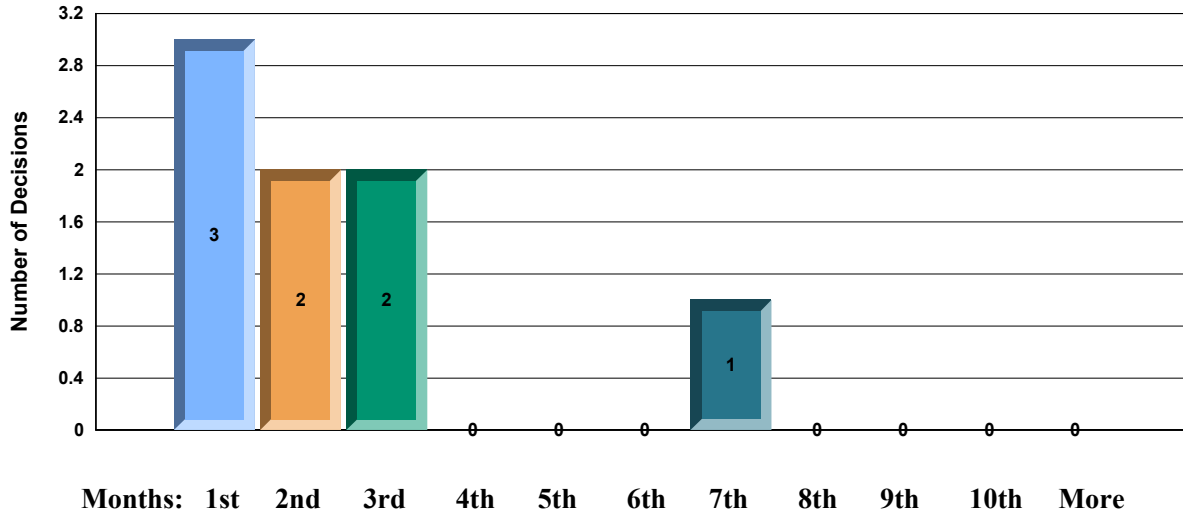
Overall Win Rate: 62.5%



The average time from motion filing to decision was 1.9 months from motion filing. The distribution of times to decision for these motions is illustrated in the chart below.

Distribution of Decisions

For Virginia Western



Conrad, Glen

Total Decisions: 1
 Total Granted: 0
 Total Denied: 1
 Total Granted in Part, Denied in Part: 0
 Overall Win Rate: 0.0%
 Average Time to Decision: 2.8 months from motion filing

Case Number	Case Name	Movant	Decision	Pendency (months)	Decision Date
7:10cv00466	Virginia Polytechnic Institute and State University v. Hokie Real Estate, Inc.	Plaintiff	Denied	2.80	3/15/2011

Moon, Norman

Total Decisions: 2
 Total Granted: 1
 Total Denied: 1
 Total Granted in Part, Denied in Part: 0
 Overall Win Rate: 50.0%
 Average Time to Decision: 0.8 months from motion filing

Case Number	Case Name	Movant	Decision	Pendency (months)	Decision Date
4:99cv00071	American Furniture v. Pulaski Furniture, et al	Plaintiff	Denied	1.32	1/11/2000
6:99cv00066	Xaloy Incorporated v. Wexco Corporation	Plaintiff	Granted	0.36	8/17/1999

Turk, James

Total Decisions: 5

Total Granted: 4

Total Denied: 1

Total Granted in Part, Denied in Part: 0

Overall Win Rate: 80.0%

Average Time to Decision: 2.2 months from motion filing

Case Number	Case Name	Movant	Decision	Pendency (months)	Decision Date
5:00cv00024	Choice Hotels v. Shiv, L.L.C., et al	Plaintiff	Granted	2.50	6/21/2000
7:93cv00825	Hooters, Inc., et al v. Hooters of Virginia, et al	Plaintiff	Granted	0.36	11/9/1993
7:97cv00153	B&D, Inc. v. Does, et al	Plaintiff	Granted	0.36	3/17/1997
7:05cv00639	Aaron Investment Company et al v. ABC Television and Appliance Rental	Plaintiff	Denied	6.35	4/25/2006
7:05cv00639	Aaron Investment Company et al v. ABC Television and Appliance Rental	Plaintiff	Granted	1.28	8/22/2006

Washington Eastern

The dockets of trademark cases in Washington Eastern were examined to identify decisions on contested preliminary injunction motions. The number of decisions found, the number granted, and the number denied are as follows:

Total Decisions: 8

Total Granted: 4 Plaintiff Granted: 4 Defendant Granted: 0

Total Denied: 2 Plaintiff Denied: 2 Defendant Denied: 0

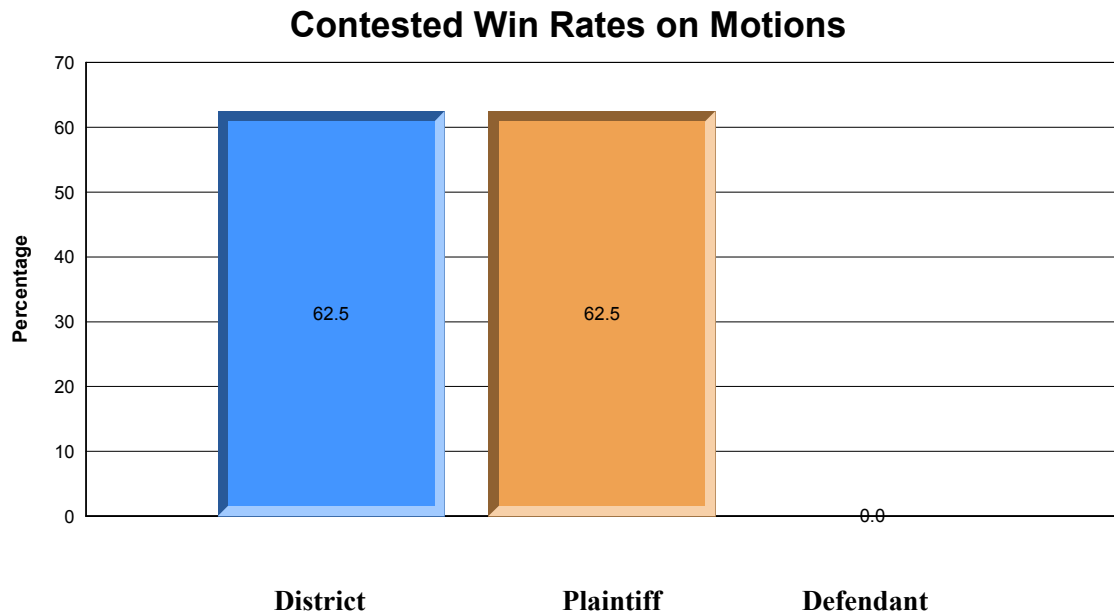
Total Granted in Part, Denied in Part: 2 Plaintiff Granted in Part: 2

Defendant Granted in Part: 0

Plaintiff Win Rate: 62.5%

Defendant Win Rate: 0.0%

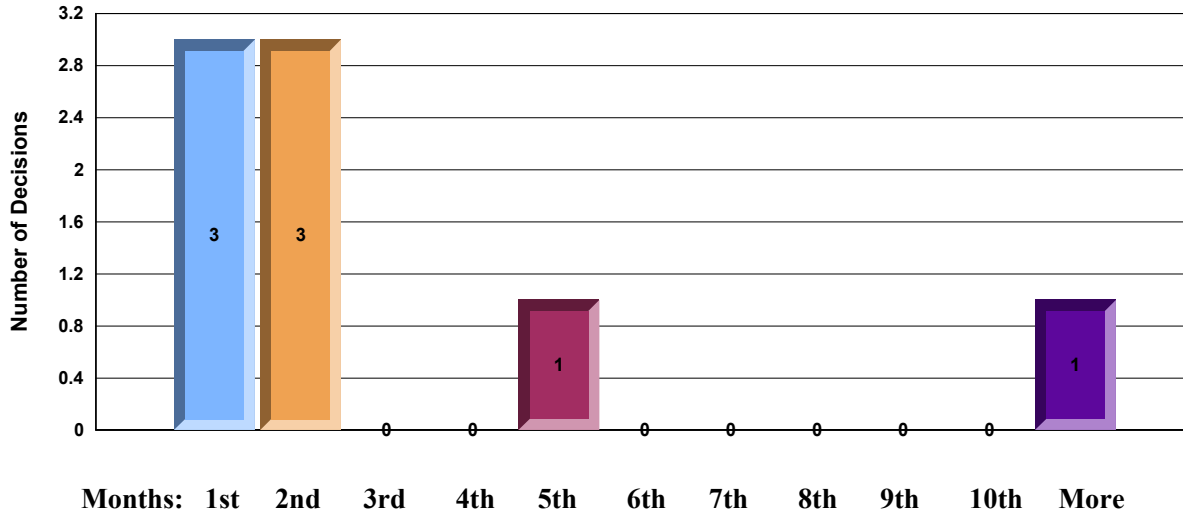
Overall Win Rate: 62.5%



The average time from motion filing to decision was 2.6 months from motion filing. The distribution of times to decision for these motions is illustrated in the chart below.

Distribution of Decisions

For Washington Eastern



Quackenbush, Justin

Total Decisions: 2
 Total Granted: 1
 Total Denied: 0
 Total Granted in Part, Denied in Part: 1
 Overall Win Rate: 75.0%
 Average Time to Decision: 2.8 months from motion filing

Case Number	Case Name	Movant	Decision	Pendency (months)	Decision Date
2:01cv00416	Pella Corporation, et al v. Dupree, et al	Plaintiff	Granted in part, Denied in Part	4.90	5/24/2002
2:93cv03138	Texaco Inc v. Mathias, et al	Plaintiff	Granted	0.79	1/13/1994

Shea, Edward

Total Decisions: 1
 Total Granted: 1
 Total Denied: 0
 Total Granted in Part, Denied in Part: 0
 Overall Win Rate: 100.0%
 Average Time to Decision: 1.2 months from motion filing

Case Number	Case Name	Movant	Decision	Pendency (months)	Decision Date
2:10cv00111	Pacific Coast Trailers LLC v. Cozad Trailer Sales LLC et al	Plaintiff	Granted	1.22	9/1/2010

Suko, Lonny

Total Decisions: 2

Total Granted: 2

Total Denied: 0

Total Granted in Part, Denied in Part: 0

Overall Win Rate: 100.0%

Average Time to Decision: 0.4 months from motion filing

Case Number	Case Name	Movant	Decision	Pendency (months)	Decision Date
2:06cv00171	Conde v. Quezada Bros et al	Plaintiff	Granted	0.43	6/28/2006
2:11cv05100	Choice Hotels International Inc v. Kumar & Birla LLC et al	Plaintiff	Granted	0.46	8/22/2011

Van Sickle, Frederick

Total Decisions: 2

Total Granted: 0

Total Denied: 1

Total Granted in Part, Denied in Part: 1

Overall Win Rate: 25.0%

Average Time to Decision: 5.6 months from motion filing

Case Number	Case Name	Movant	Decision	Pendency (months)	Decision Date
2:01cv05097	Tevada Publishing v. Pacific Northwest, et al	Plaintiff	Denied	10.10	1/16/2003
2:04cv00117	Winmark Corporation v. Carson, et al	Plaintiff	Granted in part, Denied in Part	1.12	5/13/2004

Whaley, Robert

Total Decisions: 1

Total Granted: 0

Total Denied: 1

Total Granted in Part, Denied in Part: 0

Overall Win Rate: 0.0%

Average Time to Decision: 1.9 months from motion filing

Case Number	Case Name	Movant	Decision	Pendency (months)	Decision Date
2:06cv03073	Philip Morris USA Inc. v. King Mountain Tobacco Company, Inc. et al	Plaintiff	Denied	1.94	12/1/2006

Washington Western

The dockets of trademark cases in Washington Western were examined to identify decisions on contested preliminary injunction motions. The number of decisions found, the number granted, and the number denied are as follows:

Total Decisions: 103

Total Granted: 53 Plaintiff Granted: 50 Defendant Granted: 3

Total Denied: 45 Plaintiff Denied: 42 Defendant Denied: 3

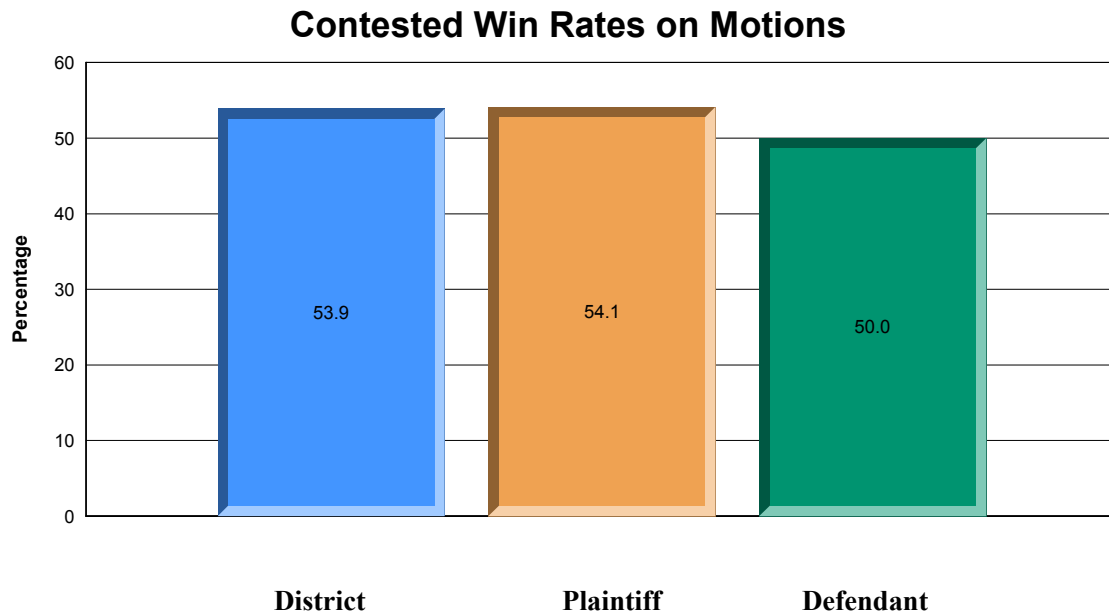
Total Granted in Part, Denied in Part: 5 Plaintiff Granted in Part: 5

Defendant Granted in Part: 0

Plaintiff Win Rate: 54.1%

Defendant Win Rate: 50.0%

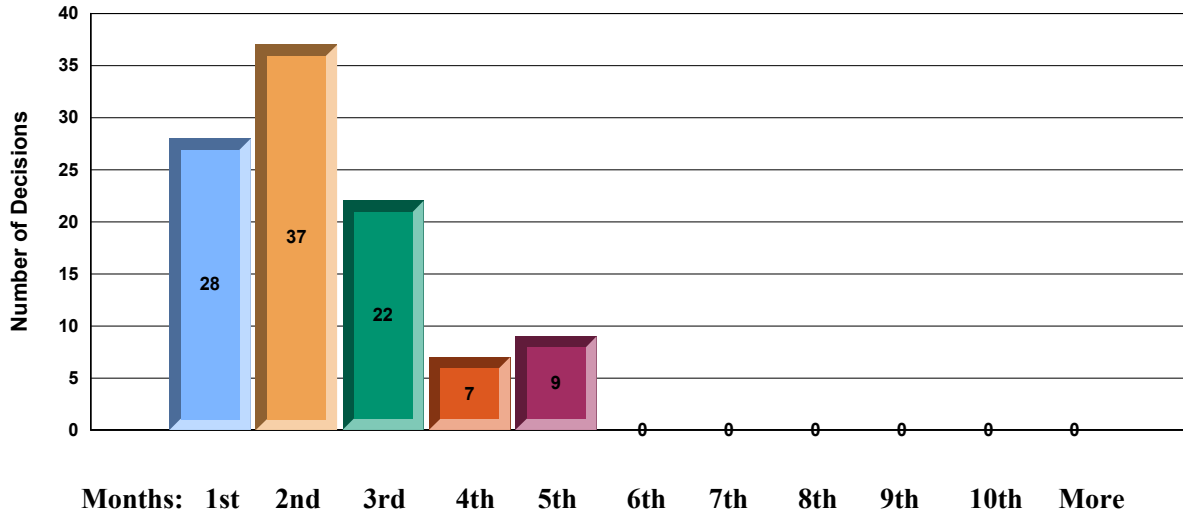
Overall Win Rate: 53.9%



The average time from motion filing to decision was 1.8 months from motion filing. The distribution of times to decision for these motions is illustrated in the chart below.

Distribution of Decisions

For Washington Western



Bryan, Robert

Total Decisions: 5

Total Granted: 1

Total Denied: 4

Total Granted in Part, Denied in Part: 0

Overall Win Rate: 20.0%

Average Time to Decision: 1.7 months from motion filing

Case Number	Case Name	Movant	Decision	Pendency (months)	Decision Date
3:01cv05539	Wells v. Eggers, et al	Plaintiff	Denied	1.38	11/27/2001
3:91cv05437	American Electrology v. Eavey, et al	Plaintiff	Denied	2.14	12/26/1991
3:94cv05554	Stick-With-Us Prod v. WA Trade Intl Inc, et al	Plaintiff	Granted	1.97	5/2/1995
3:93cv05725	Choice Hotels Intl, et al v. Ferryman	Plaintiff	Denied	1.18	3/18/1994
3:98cv05441	Mexico Express, et al v. Oliva, et al	Plaintiff	Denied	1.61	9/23/1998

Coughenour, John

Total Decisions: 14

Total Granted: 4

Total Denied: 10

Total Granted in Part, Denied in Part: 0

Overall Win Rate: 28.6%

Average Time to Decision: 1.8 months from motion filing

Case Number	Case Name	Movant	Decision	Pendency (months)	Decision Date
2:00cv00056	24 Hour Fitness Inc v. Hart, et al	Plaintiff	Denied	1.18	2/17/2000
2:00cv01173	Amazon.com Inc v. Weboventions Inc	Plaintiff	Granted	2.99	11/16/2000
2:01cv01019	Giant Merchandising v. Does, et al	Plaintiff	Denied	0.00	7/5/2001
2:01cv02115	Microsoft Corp v. Lindows, Inc.	Plaintiff	Denied	2.80	3/15/2002
2:01cv02115	Microsoft Corp v. Lindows, Inc.	Plaintiff	Denied	2.80	3/15/2002
2:02cv00934	Smith & Partners LLC v. Jacobs, et al	Plaintiff	Denied	0.36	5/10/2002
2:03cv00943	Coleman Company Inc v. Barry, et al	Plaintiff	Denied	0.03	4/23/2003
2:03cv01185	Forecast Sportswear v. David Peyser Sports, et al	Plaintiff	Denied	1.91	8/7/2003
2:92cv01734	Nevada Bob Pro Shop v. Terry Golf Industrie, et al	Plaintiff	Granted	1.64	1/20/1993
2:96cv00862	Calise, et al v. Round Table, et al	Plaintiff	Granted	3.19	10/30/1996
2:97cv00603	Ducktrap River Fish v. Boundary Fish Co Inc	Plaintiff	Denied	2.30	10/23/1997
2:97cv01787	Canyons Rest and Tap v. Canyon Cafes Inc, et al	Plaintiff	Granted	1.58	12/31/1997
2:98cv00742	Caffe' Vita LLC v. Seattle's Best, et al	Plaintiff	Denied	4.11	10/13/1998
2:03cv03061	MEECO Manufacturing Co Inc v. Imperial Manufacturing Group et al	Plaintiff	Denied	0.69	11/4/2003

Dimmick, Carolyn

Total Decisions: 6

Total Granted: 5

Total Denied: 1

Total Granted in Part, Denied in Part: 0

Overall Win Rate: 83.3%

Average Time to Decision: 1.3 months from motion filing

Case Number	Case Name	Movant	Decision	Pendency (months)	Decision Date
2:90cv00126	Johnson v. Sunset Publishing, et al	Plaintiff	Granted	1.55	5/22/1990
2:90cv00833	American Lung Assoc v. Tim Kneeland & Assoc, et al	Plaintiff	Granted	0.69	7/12/1990
2:93cv01170	Obcon Inc, et al v. Radcliffe, et al	Plaintiff	Denied	2.37	3/11/1994
3:92cv05098	Inland Technology v. BI-O-KLEEN Industr	Plaintiff	Granted	0.20	3/17/1992
2:96cv00769	NBA Properties Inc v. Does, et al	Plaintiff	Granted	1.05	6/17/1996
2:96cv00892	Tom-Pac Inc v. Tom Pacific Western, et al	Plaintiff	Granted	1.81	11/27/1996

Jones, Richard

Total Decisions: 4

Total Granted: 2

Total Denied: 2

Total Granted in Part, Denied in Part: 0

Overall Win Rate: 50.0%

Average Time to Decision: 3.1 months from motion filing

Case Number	Case Name	Movant	Decision	Pendency (months)	Decision Date
2:10cv00405	Masters Software, Inc. v. Discovery Communications Inc et al	Plaintiff	Granted	2.57	7/16/2010
2:10cv00829	3BA International LLC v. LuBahn et al	Plaintiff	Granted	0.49	6/3/2010
2:10cv00907	Preferred Nutrition Inc et al v Lorna Vanderhaeghe, et al	Plaintiff	Denied	4.54	11/22/2010
2:10cv01322	Mirina Corporation v. Marina Biotech	Plaintiff	Denied	4.74	3/7/2011

Lasnik, Robert

Total Decisions: 8

Total Granted: 4

Total Denied: 4

Total Granted in Part, Denied in Part: 0

Overall Win Rate: 50.0%

Average Time to Decision: 2.2 months from motion filing

Case Number	Case Name	Movant	Decision	Pendency (months)	Decision Date
2:02cv02454	Gemba Research LLC v. Poerio, et al	Plaintiff	Granted	2.43	4/28/2003
2:02cv02482	SimplexGrinnell LP, et al v. Cascade Alarm LLC	Plaintiff	Granted	1.74	2/4/2003
2:03cv00914	SimplexGrinnell LP, et al v. Cascade Alarm LLC	Plaintiff	Denied	4.54	9/2/2003
2:03cv03891	United Treasures Inc v. Sarah's Attic Inc et al	Plaintiff	Denied	1.12	1/20/2004
2:04cv01740	Snowblind Studios Inc v. Eidos Inc et al	Plaintiff	Denied	1.51	11/8/2004
2:96cv00892	Tom-Pac Inc v. Tom Pacific Western, et al	Plaintiff	Granted	1.64	9/27/1996
2:07cv01282	HomeTask Handyman Services Inc v. Cooper	Plaintiff	Granted	2.47	10/30/2007
2:12cv00542	Industrial Software Solutions - Wonderware, LLC v. Pacwest Integration Inc, et al	Plaintiff	Denied	1.74	6/11/2012

Leighton, Ronald

Total Decisions: 4

Total Granted: 3

Total Denied: 1

Total Granted in Part, Denied in Part: 0

Overall Win Rate: 75.0%

Average Time to Decision: 1.9 months from motion filing

Case Number	Case Name	Movant	Decision	Pendency (months)	Decision Date
3:04cv05836	Pimentel & Sons Guitar Makers Inc v. Pimentel et al	Plaintiff	Granted	2.14	2/10/2005
3:05cv05112	Sysco Corporation v. The Wealth Building Foundation	Plaintiff	Granted	0.30	2/17/2005
3:08cv05433	Cascade Manufacturing Sales Inc v. Providnet Co Trust et al	Plaintiff	Granted	4.01	11/12/2008
3:11cv05655	T-Mobile USA, Inc. v. Terry et al	Defendant	Denied	1.05	4/2/2012

Martinez, Ricardo

Total Decisions: 4

Total Granted: 1

Total Denied: 2

Total Granted in Part, Denied in Part: 1

Overall Win Rate: 37.5%

Average Time to Decision: 2.2 months from motion filing

Case Number	Case Name	Movant	Decision	Pendency (months)	Decision Date
2:06cv00277	Rubber Stamp Management Incorporated v. Kalmbach Publishing Company	Plaintiff	Denied	4.54	8/1/2006
2:07cv00631	Amiga Inc v. Hyperion VOF	Plaintiff	Denied	1.48	6/11/2007
2:07cv01283	HomeTask Handyman Services Inc v. Szewczyk	Plaintiff	Granted in part, Denied in Part	2.01	10/16/2007
2:11cv00844	Troy Healthcare, LLC v. Nutraceutical Corporation et al	Plaintiff	Granted	0.63	6/6/2011

McGovern, Walter

Total Decisions: 2

Total Granted: 1

Total Denied: 1

Total Granted in Part, Denied in Part: 0

Overall Win Rate: 50.0%

Average Time to Decision: 1.1 months from motion filing

Case Number	Case Name	Movant	Decision	Pendency (months)	Decision Date
2:95cv00997	Robinson, et al v. Heritage Media Inc	Plaintiff	Denied	1.09	8/8/1995
2:90cv01272	Great Southern Co, et al v. Ace Novelty Co Inc, et al	Plaintiff	Granted	1.02	10/11/1990

Pechman, Marsha

Total Decisions: 14

Total Granted: 5

Total Denied: 7

Total Granted in Part, Denied in Part: 2

Overall Win Rate: 42.9%

Average Time to Decision: 2.2 months from motion filing

Case Number	Case Name	Movant	Decision	Pendency (months)	Decision Date
2:00cv00068	Trilogy Software Inc, et al v. Trilogy Dev Grp Inc, et al	Plaintiff	Granted	1.88	7/28/2000
2:00cv00068	Trilogy Software Inc, et al v. Trilogy Dev Grp Inc, et al	Defendant	Denied	0.95	7/28/2000
2:00cv00620	iCARumba Inc v. Inter-Industry Conf	Defendant	Denied	2.53	10/5/2000
2:02cv00700	Chanel Inc v. Tjo Liok Po, et al	Plaintiff	Granted	3.42	7/9/2002
2:02cv00809	New GlaStar LLC v. Schiffs und Indust, et al	Plaintiff	Denied	2.70	9/23/2002
2:02cv01923	Sleep Country USA v. NW Pacific Inc	Plaintiff	Granted	1.58	12/18/2002
2:03cv02894	Playmakers LLC v. ESPN Inc et al	Plaintiff	Denied	1.12	12/16/2003
2:04cv00572	Philip Morris USA Inc v. MM Shaibi Corporation et al	Plaintiff	Granted	0.72	4/9/2004
2:05cv00632	Cruising Co Etc Inc The v. Mahnken Enterprises Inc et al	Plaintiff	Denied	2.20	6/6/2005
2:05cv00666	La Mexicana Inc v. JC Wright Sales Co.	Plaintiff	Granted	1.18	5/13/2005
2:05cv00749	First Global Communications Inc v. Bond et al	Plaintiff	Denied	4.84	2/3/2006
2:05cv01048	Varsity Gold Inc v. Elite Fundraising LLC	Plaintiff	Granted in part, Denied in Part	2.07	9/15/2005
2:00cv00277	Salton Inc, et al v. ePod Corp, et al	Plaintiff	Denied	3.32	7/7/2000
2:10cv00933	Rawlings Sporting Goods Company Inc v. Under Armour, Inc.	Plaintiff	Granted in part, Denied in Part	2.27	10/27/2010

Robart, James

Total Decisions: 6

Total Granted: 3

Total Denied: 2

Total Granted in Part, Denied in Part: 1

Overall Win Rate: 58.3%

Average Time to Decision: 2.1 months from motion filing

Case Number	Case Name	Movant	Decision	Pendency (months)	Decision Date
2:05cv00208	K-2 Corporation et al v. Apostolov	Plaintiff	Granted	0.16	2/7/2005
2:05cv01552	Ossur Holdings Inc et al v. Bellacure Inc et al	Plaintiff	Denied	0.99	12/14/2005
2:06cv00333	RxSales Prescriptions Sales Company LLC v. Blue Frog Mobile Inc et al	Plaintiff	Granted	2.89	6/6/2006
2:06cv00488	CMSI Inc v. Pacific Cycle Inc	Plaintiff	Denied	3.72	9/15/2006
2:06cv01455	Jonathan Neil & Associates Inc v. JNA Seattle Inc et al	Plaintiff	Granted	1.12	3/14/2007
2:07cv01364	Derek Andrew Inc v. Vital Pharmaceuticals Inc	Plaintiff	Granted in part, Denied in Part	3.68	2/5/2008

Rothstein, Barbara

Total Decisions: 18

Total Granted: 15

Total Denied: 3

Total Granted in Part, Denied in Part: 0

Overall Win Rate: 83.3%

Average Time to Decision: 1.2 months from motion filing

Case Number	Case Name	Movant	Decision	Pendency (months)	Decision Date
2:00cv00583	Amazon.com Inc v. Hayner	Plaintiff	Granted	0.72	4/28/2000
2:00cv00687	amazon.com Inc v. Amazon Kitchen.com, et al	Plaintiff	Granted	0.86	5/16/2000
2:00cv00870	Trade Associates Inc v. Home Depot Inc, et al	Plaintiff	Denied	3.88	10/25/2000
2:00cv01126	Standard Knitting v. Outsign Design Inc, et al	Plaintiff	Granted	0.82	7/31/2000
2:02cv00145	Keytrak Inc v. Key Trak Pacific Rim, et al	Plaintiff	Granted	0.95	2/20/2002
2:02cv01006	Philips Oral Health v. Salton Inc	Plaintiff	Granted	1.45	8/28/2002
2:90cv00073	Snoqualmie Hospital v. Gourmet Food Market, et al	Plaintiff	Granted	1.51	2/27/1990
2:90cv00442	Arby's Inc v. Alawar	Plaintiff	Granted	0.39	10/10/1990
2:91cv01594	Calson Industries, et al v. R Torre & Company	Defendant	Granted	1.55	2/4/1992
2:93cv01215	Generation II USA v. Big Sky Medical, et al	Plaintiff	Granted	1.64	10/27/1993
2:93cv01563	Top Producer Systems v. Computer Smarts	Plaintiff	Granted	0.46	11/24/1993
2:96cv00966	Fluke Corporation v. Tektronix Inc	Plaintiff	Granted	1.51	8/16/1996
2:96cv01553	Fluke Corporation v. Greenlee Textron Inc	Defendant	Granted	1.74	6/16/1997
2:90cv00896	Goodwill Games, Inc v. Does 1-100, et al	Plaintiff	Granted	0.79	7/19/1990
2:90cv00984	Ace Novelty CO Inc v. Hull Garmets Ltd, et al	Plaintiff	Denied	0.43	7/30/1990
2:00cv00074	Seattle Storm Inc v. Ackerley Commnc Grp, et al	Plaintiff	Denied	1.81	5/31/2000
2:91cv00335	Rolex Watch U.S.A. v. Bennett, et al	Plaintiff	Granted	0.26	3/19/1991
2:99cv00390	Capital One Fin Corp v. Capital One, et al	Plaintiff	Granted	0.20	3/25/1999

Settle, Benjamin

Total Decisions: 1

Total Granted: 1

Total Denied: 0

Total Granted in Part, Denied in Part: 0

Overall Win Rate: 100.0%

Average Time to Decision: 2.9 months from motion filing

Case Number	Case Name	Movant	Decision	Pendency (months)	Decision Date
3:11cv05690	Korum Automotive Group, Inc. v. Salstrom Motors, Inc. et al	Plaintiff	Granted	2.89	1/17/2012

Zilly, Thomas

Total Decisions: 17

Total Granted: 8

Total Denied: 8

Total Granted in Part, Denied in Part: 1

Overall Win Rate: 50.0%

Average Time to Decision: 2.0 months from motion filing

Case Number	Case Name	Movant	Decision	Pendency (months)	Decision Date
2:00cv01914	NVST.com Inc v. NVEST LLP, et al	Plaintiff	Denied	4.61	4/19/2001
2:02cv02078	American Dairy Queen v. Malik	Plaintiff	Granted	1.51	11/18/2002
2:02cv02384	Smith & Partners LLC v. Jacobs, et al	Plaintiff	Granted	0.95	4/25/2003
2:02cv02578	AMF Farms Inc v. WA Lettuce & Veg Co, et al	Plaintiff	Denied	3.03	5/1/2003
2:05cv01543	eAcceleration Corporation v. Trend Micro Incorporated	Plaintiff	Denied	1.55	1/3/2006
2:90cv01364	Star Stainless Screw v. Texas Bolt Company	Plaintiff	Denied	1.58	12/4/1990
2:91cv00615	Lakeside Recovery v. Viewpoint Recovery, et al	Plaintiff	Denied	0.43	5/15/1991
2:91cv01164	Hard Rock Cafe Lic v. Pacific Graphics Inc	Plaintiff	Granted	0.46	10/15/1991
2:92cv00771	1 Uno Espresso Inc v. Lindner, et al	Plaintiff	Denied	2.73	7/29/1992
2:92cv00771	1 Uno Espresso Inc v. Lindner, et al	Defendant	Granted	0.89	7/29/1992
2:92cv01814	Sonotech Inc v. Interspec Inc, et al	Plaintiff	Granted	2.53	4/15/1993
2:93cv00335	Catalina Lighting In v. Intl Development Cor, et al	Plaintiff	Granted	2.50	2/1/1994
2:98cv01058	Beastie Boys, et al v. Does, et al	Plaintiff	Granted	0.26	8/6/1998
2:07cv00938	Topline Corporation et al v. 4273371 Canada Inc et al	Plaintiff	Granted	1.74	8/13/2007
2:07cv01106	Cascade Financial Corporation et al v. Issaquah Community Bank et al	Plaintiff	Denied	1.88	9/27/2007
2:09cv00285	Experience Hendrix LLC et al v. HendrixLicensing.com Ltd et al	Plaintiff	Granted in part, Denied in Part	2.17	7/2/2009
2:12cv01387	Nordstrom, Inc. et al v. 7525419 Canada, Inc., et al	Plaintiff	Denied	4.38	12/27/2012

West Virginia Northern

The dockets of trademark cases in West Virginia Northern were examined to identify decisions on contested preliminary injunction motions. The number of decisions found, the number granted, and the number denied are as follows:

Total Decisions: 4

Total Granted: 2 Plaintiff Granted: 2 Defendant Granted: 0

Total Denied: 2 Plaintiff Denied: 2 Defendant Denied: 0

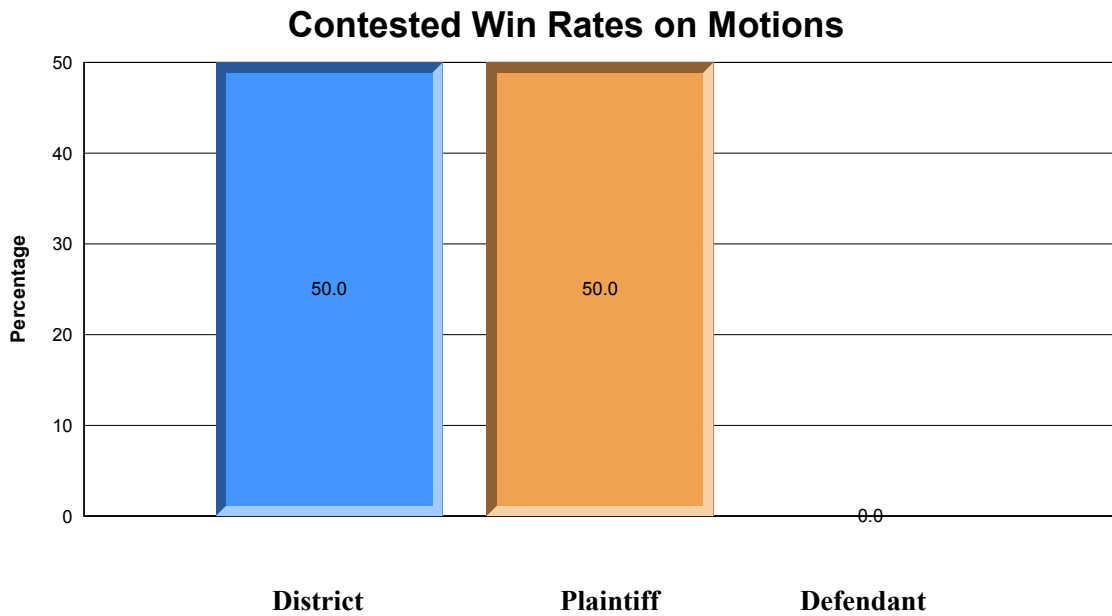
Total Granted in Part, Denied in Part: 0 Plaintiff Granted in Part: 0

Defendant Granted in Part: 0

Plaintiff Win Rate: 50.0%

Defendant Win Rate: 0.0%

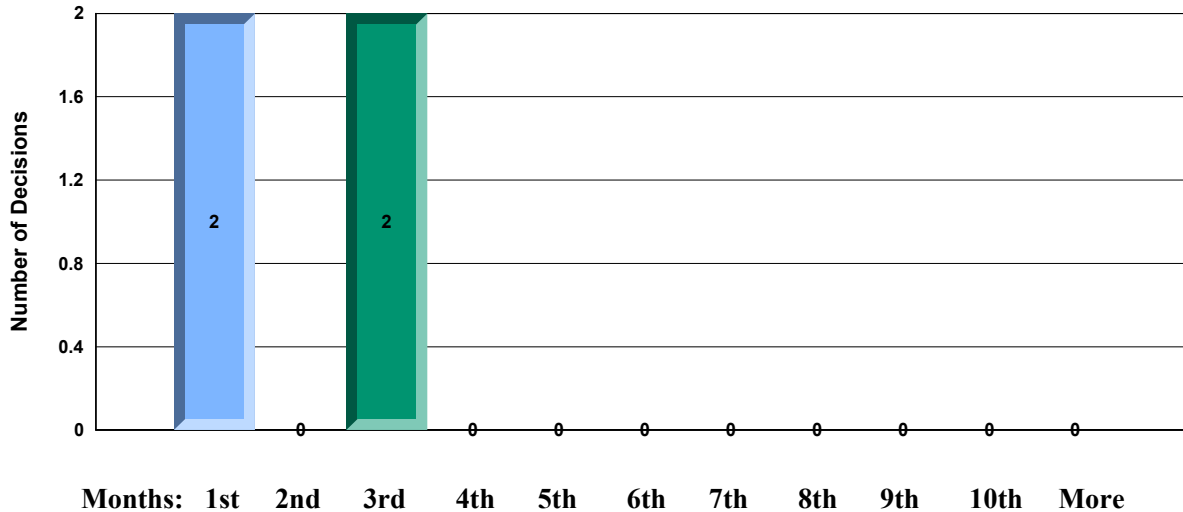
Overall Win Rate: 50.0%



The average time from motion filing to decision was 1.5 months from motion filing. The distribution of times to decision for these motions is illustrated in the chart below.

Distribution of Decisions

For West Virginia Northern



Bailey, John

Total Decisions: 1
 Total Granted: 0
 Total Denied: 1
 Total Granted in Part, Denied in Part: 0
 Overall Win Rate: 0.0%
 Average Time to Decision: 0.5 months from motion filing

Case Number	Case Name	Movant	Decision	Pendency (months)	Decision Date
1:11cv00072	Coach, Inc. et al v. Tuscan Sun Spas, LLC et al	Plaintiff	Denied without Prejudice	0.46	6/9/2011

Keeley, Irene

Total Decisions: 1
 Total Granted: 0
 Total Denied: 1
 Total Granted in Part, Denied in Part: 0
 Overall Win Rate: 0.0%
 Average Time to Decision: 2.5 months from motion filing

Case Number	Case Name	Movant	Decision	Pendency (months)	Decision Date
1:03cv00159	Days Inns Worldwide v. Patel	Plaintiff	Denied	2.50	9/11/2003

Stamp, Frederick

Total Decisions: 2

Total Granted: 2

Total Denied: 0

Total Granted in Part, Denied in Part: 0

Overall Win Rate: 100.0%

Average Time to Decision: 1.5 months from motion filing

Case Number	Case Name	Movant	Decision	Pendency (months)	Decision Date
5:00cv00038	Kokimo Candles, LTD. v. Art Classics Intl., et al	Plaintiff	Granted	2.11	5/26/2000
5:03cv00086	American DQ v. Giannirakis Family, et al	Plaintiff	Granted	0.99	8/21/2003

West Virginia Southern

The dockets of trademark cases in West Virginia Southern were examined to identify decisions on contested preliminary injunction motions. The number of decisions found, the number granted, and the number denied are as follows:

Total Decisions: 4

Total Granted: 4 Plaintiff Granted: 4 Defendant Granted: 0

Total Denied: 0 Plaintiff Denied: 0 Defendant Denied: 0

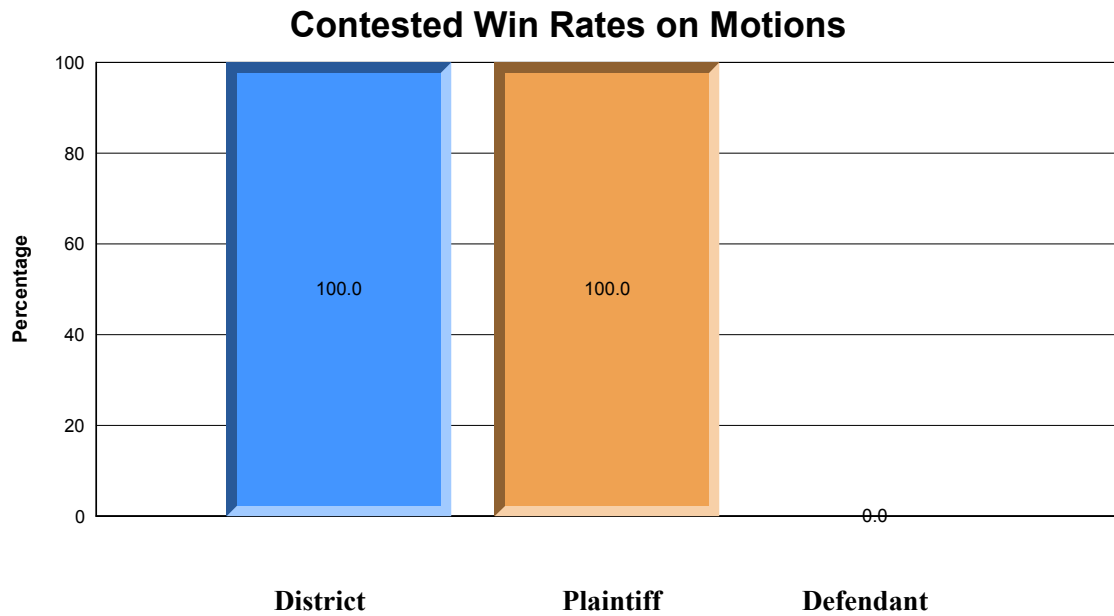
Total Granted in Part, Denied in Part: 0 Plaintiff Granted in Part: 0

Defendant Granted in Part: 0

Plaintiff Win Rate: 100.0%

Defendant Win Rate: 0.0%

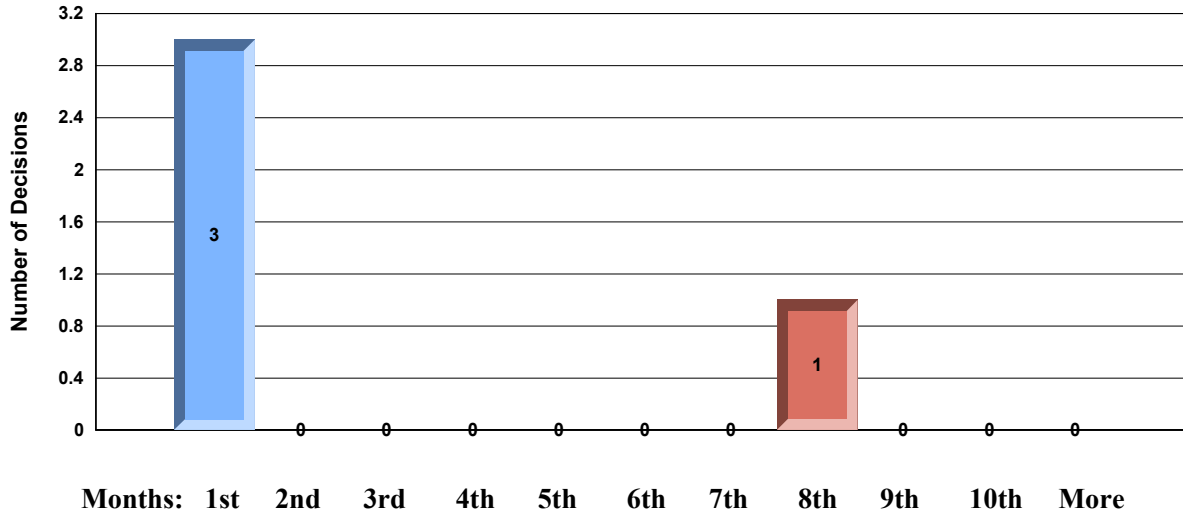
Overall Win Rate: 100.0%



The average time from motion filing to decision was 2.5 months from motion filing. The distribution of times to decision for these motions is illustrated in the chart below.

Distribution of Decisions

For West Virginia Southern



Copenhaver, John

Total Decisions: 1
 Total Granted: 1
 Total Denied: 0
 Total Granted in Part, Denied in Part: 0
 Overall Win Rate: 100.0%
 Average Time to Decision: 0.8 months from motion filing

Case Number	Case Name	Movant	Decision	Pendency (months)	Decision Date
2:02cv00409	WVU Bd. of Governors v. Barry, et al	Plaintiff	Granted	0.76	5/24/2002

Goodwin, Joseph

Total Decisions: 3
 Total Granted: 3
 Total Denied: 0
 Total Granted in Part, Denied in Part: 0
 Overall Win Rate: 100.0%
 Average Time to Decision: 3.0 months from motion filing

Case Number	Case Name	Movant	Decision	Pendency (months)	Decision Date
3:96cv00311	Choice Hotels v. Sugarcreek, Inc., et al	Plaintiff	Granted	0.56	4/25/1996
2:98cv00970	Saven Corp. v. Progreso Produce Co., et al	Plaintiff	Granted	7.83	9/14/1999
2:03cv02459	MediaNews Services v. Barry	Plaintiff	Granted	0.72	2/5/2004

Wisconsin Eastern

The dockets of trademark cases in Wisconsin Eastern were examined to identify decisions on contested preliminary injunction motions. The number of decisions found, the number granted, and the number denied are as follows:

Total Decisions: 36

Total Granted: 19 Plaintiff Granted: 19 Defendant Granted: 0

Total Denied: 15 Plaintiff Denied: 12 Defendant Denied: 3

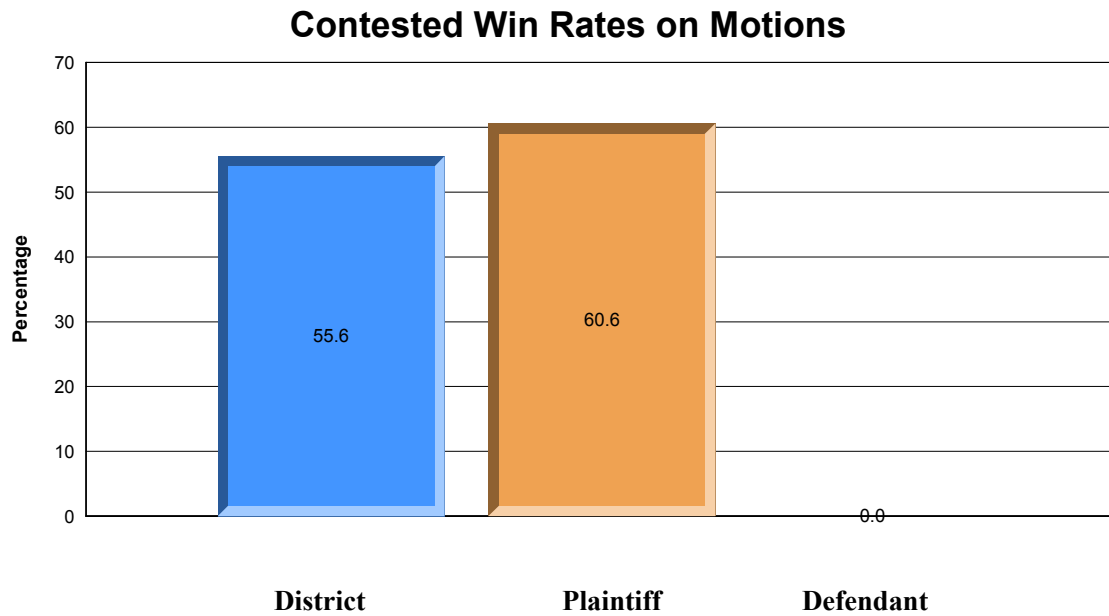
Total Granted in Part, Denied in Part: 2 Plaintiff Granted in Part: 2

Defendant Granted in Part: 0

Plaintiff Win Rate: 60.6%

Defendant Win Rate: 0.0%

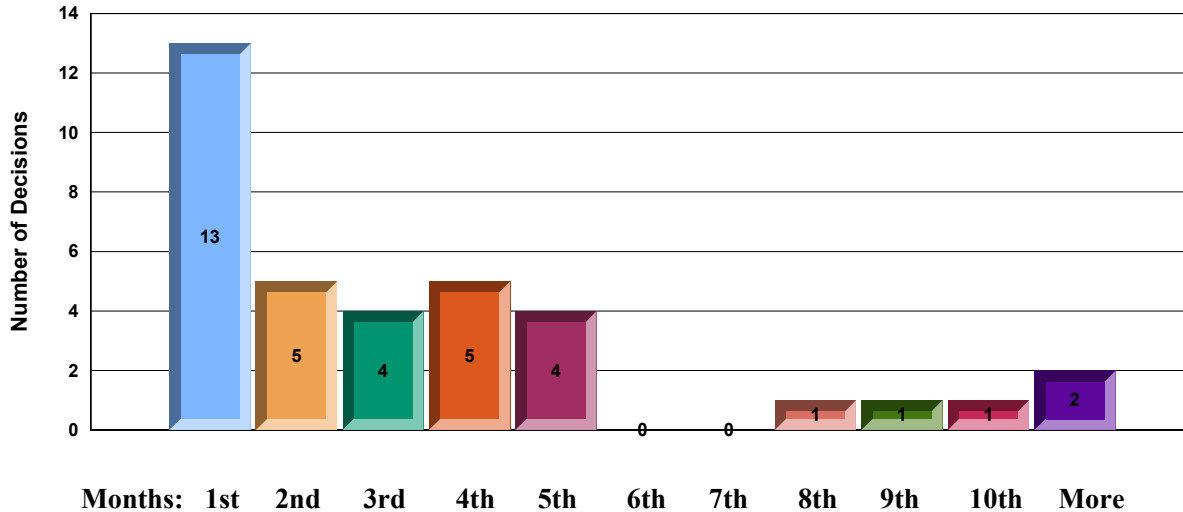
Overall Win Rate: 55.6%



The average time from motion filing to decision was 3.4 months from motion filing. The distribution of times to decision for these motions is illustrated in the chart below.

Distribution of Decisions

For Wisconsin Eastern



Adelman, Lynn

Total Decisions: 8
 Total Granted: 5
 Total Denied: 2
 Total Granted in Part, Denied in Part: 1
 Overall Win Rate: 68.8%
 Average Time to Decision: 3.1 months from motion filing

Case Number	Case Name	Movant	Decision	Pendency (months)	Decision Date
2:99cv01534	Roto-Rooter Corp v. Strell, et al	Plaintiff	Granted	3.03	3/31/2000
2:99cv01534	Roto-Rooter Corp v. Strell, et al	Plaintiff	Granted	0.76	3/31/2000
2:97cv00972	Adjustable Fixture v. Schumaker Lighting, et al	Plaintiff	Granted in part, Denied in Part	9.01	6/17/1998
2:03cv00886	US Chemical Corporation v. The Proctor and Gamble Company	Plaintiff	Denied	0.56	10/13/2003
2:01cv00107	Biokimica Spa v. Kerley Biokimica Inc, et al	Plaintiff	Granted	2.96	9/19/2001
2:03cv00094	Batteries Plus LLC v. VEC LLC et al	Plaintiff	Denied without Prejudice	0.49	2/18/2003
2:10cv01156	Starsurgical Inc v. Aperta LLC et al	Plaintiff	Granted	3.85	5/24/2011
2:10cv01156	Starsurgical Inc v. Aperta LLC et al	Plaintiff	Granted	4.21	12/8/2011

Callahan, William

Total Decisions: 1
 Total Granted: 1
 Total Denied: 0
 Total Granted in Part, Denied in Part: 0
 Overall Win Rate: 100.0%
 Average Time to Decision: 4.6 months from motion filing

Case Number	Case Name	Movant	Decision	Pendency (months)	Decision Date
2:96cv00925	Harley-Davidson v. Chrome Specialties	Plaintiff	Granted	4.57	5/22/1997

Clevert, Charles

Total Decisions: 7
 Total Granted: 4
 Total Denied: 3
 Total Granted in Part, Denied in Part: 0
 Overall Win Rate: 57.1%
 Average Time to Decision: 2.9 months from motion filing

Case Number	Case Name	Movant	Decision	Pendency (months)	Decision Date
2:03cv00673	Eau Claire Mattress Manufacturing Corp v. Karmann et al	Plaintiff	Granted	0.36	7/29/2003
2:00cv01469	Ramada Franchise Sys v. Empire Hospitality, et al	Plaintiff	Granted	3.49	3/15/2001
2:00cv01391	Referee Enterprises v. Planet Ref Inc, et al	Plaintiff	Granted	2.83	1/24/2001
2:00cv01391	Referee Enterprises v. Planet Ref Inc, et al	Defendant	Denied	1.58	4/5/2001
2:07cv00668	Sensient Technologies Corporation v. Royal DSM NV et al	Plaintiff	Granted	0.13	7/24/2007
2:10cv00155	Ogosport LLC v. Maranda Enterprises LLC	Plaintiff	Denied	8.59	3/31/2011
2:12cv00128	Venetian Nails LLC v. Trieu LLC	Defendant	Denied without Prejudice	3.29	9/19/2012

Curran, Thomas

Total Decisions: 1
 Total Granted: 0
 Total Denied: 1
 Total Granted in Part, Denied in Part: 0
 Overall Win Rate: 0.0%
 Average Time to Decision: 0.0 months from motion filing

Case Number	Case Name	Movant	Decision	Pendency (months)	Decision Date
2:91cv00712	Scott Paper Company v. Rockline, Inc.	Plaintiff	Denied without Prejudice	0.03	12/13/1991

Goodstein, Aaron

Total Decisions: 1
 Total Granted: 1
 Total Denied: 0
 Total Granted in Part, Denied in Part: 0
 Overall Win Rate: 100.0%
 Average Time to Decision: 1.5 months from motion filing

Case Number	Case Name	Movant	Decision	Pendency (months)	Decision Date
2:95cv00852	Mil-Mar Shoe Co, Inc v. Shonac Corporation	Plaintiff	Granted	1.48	10/5/1995

Gorence, Patricia

Total Decisions: 1
 Total Granted: 0
 Total Denied: 1
 Total Granted in Part, Denied in Part: 0
 Overall Win Rate: 0.0%
 Average Time to Decision: 7.3 months from motion filing

Case Number	Case Name	Movant	Decision	Pendency (months)	Decision Date
2:02cv00194	ServiceMaster Reside v. Fannin, et al	Plaintiff	Denied	7.27	9/30/2002

Griesbach, William

Total Decisions: 4
 Total Granted: 1
 Total Denied: 3
 Total Granted in Part, Denied in Part: 0
 Overall Win Rate: 25.0%
 Average Time to Decision: 0.6 months from motion filing

Case Number	Case Name	Movant	Decision	Pendency (months)	Decision Date
1:00cv01257	Armament Sys & Proc v. IQ Hong Kong Limited, et al	Defendant	Denied without Prejudice	0.03	8/15/2007
1:07cv00883	Procter & Gamble Paper Products Company v. Kimberly-Clark Corporation et al	Plaintiff	Denied	0.07	10/4/2007
1:07cv00883	Procter & Gamble Paper Products Company v. Kimberly-Clark Corporation et al	Plaintiff	Denied	1.88	8/5/2008
1:11cv01161	Outdoor Identities LLC v. Fishouflage Apparel LLC et al	Plaintiff	Granted	0.46	10/12/2012

Randa, Rudolph

Total Decisions: 10

Total Granted: 6

Total Denied: 3

Total Granted in Part, Denied in Part: 1

Overall Win Rate: 65.0%

Average Time to Decision: 3.8 months from motion filing

Case Number	Case Name	Movant	Decision	Pendency (months)	Decision Date
2:93cv00759	Harley-Davidson Inc v. Doering, et al	Plaintiff	Granted	24.87	8/16/1995
2:04cv00699	Grateful Dead Productions v. Does et al	Plaintiff	Granted	0.63	8/9/2004
2:02cv00168	Farmers Ins Exchange, et al v. Quigley, et al	Plaintiff	Denied	0.03	2/15/2002
2:01cv00165	ServiceMaster Reside, et al v. Luedtke, et al	Plaintiff	Granted in part, Denied in Part	2.04	4/19/2001
2:00cv00836	Choice Hotels Intl v. N&G LLC, et al	Plaintiff	Granted	0.53	6/28/2000
2:00cv00379	Farmers Ins Exchange, et al v. Sorenson, et al	Plaintiff	Granted	2.76	6/7/2000
2:05cv01275	Metavante Corporation v. ProxyMed Inc et al	Plaintiff	Denied	4.47	5/5/2006
2:07cv01085	BP Products North America Inc v. Bulk Petroleum Corporation	Plaintiff	Denied	1.64	1/24/2008
2:10cv00516	Huntington Learning Centers Inc v. BMW Education LLC et al	Plaintiff	Granted	0.03	6/22/2010
2:10cv00079	Huntington Learning Centers Inc v. BMW Education LLC et al	Plaintiff	Granted	1.15	3/5/2010

Stadtmueller, Joseph

Total Decisions: 3

Total Granted: 1

Total Denied: 2

Total Granted in Part, Denied in Part: 0

Overall Win Rate: 33.3%

Average Time to Decision: 7.9 months from motion filing

Case Number	Case Name	Movant	Decision	Pendency (months)	Decision Date
2:98cv00346	Managed Health Svc v. MHS Ins Co	Plaintiff	Granted	3.42	7/27/1998
2:00cv00245	Menominee Indian v. Weitz, et al	Plaintiff	Denied	4.21	6/21/2000
2:94cv00310	Peterik, et al v. Jamison	Plaintiff	Denied	15.92	7/20/1995

Wisconsin Western

The dockets of trademark cases in Wisconsin Western were examined to identify decisions on contested preliminary injunction motions. The number of decisions found, the number granted, and the number denied are as follows:

Total Decisions: 27

Total Granted: 11 Plaintiff Granted: 11 Defendant Granted: 0

Total Denied: 14 Plaintiff Denied: 12 Defendant Denied: 2

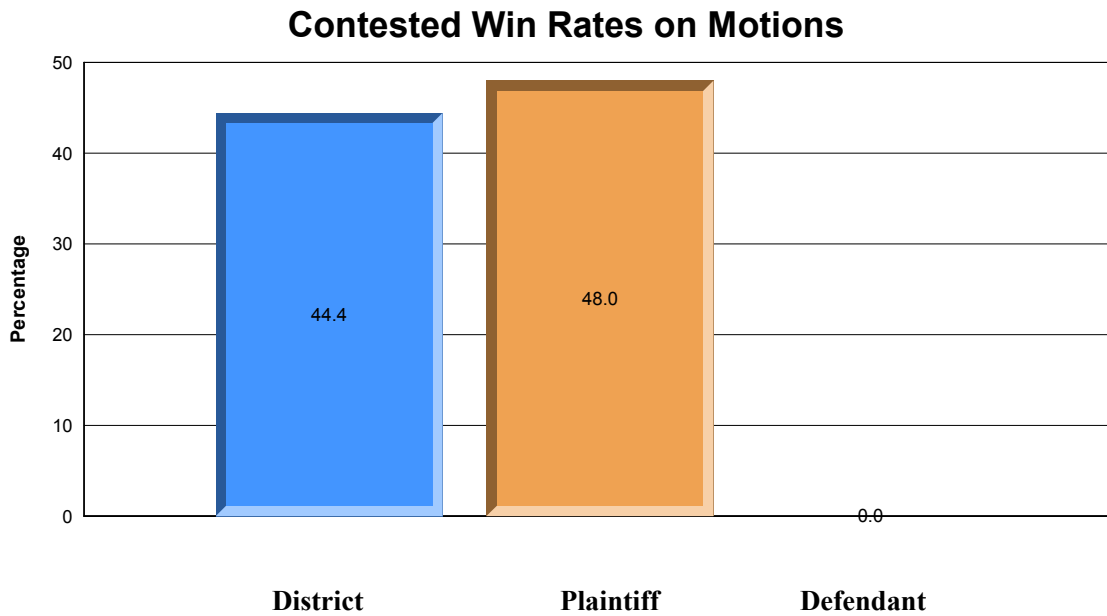
Total Granted in Part, Denied in Part: 2 Plaintiff Granted in Part: 2

Defendant Granted in Part: 0

Plaintiff Win Rate: 48.0%

Defendant Win Rate: 0.0%

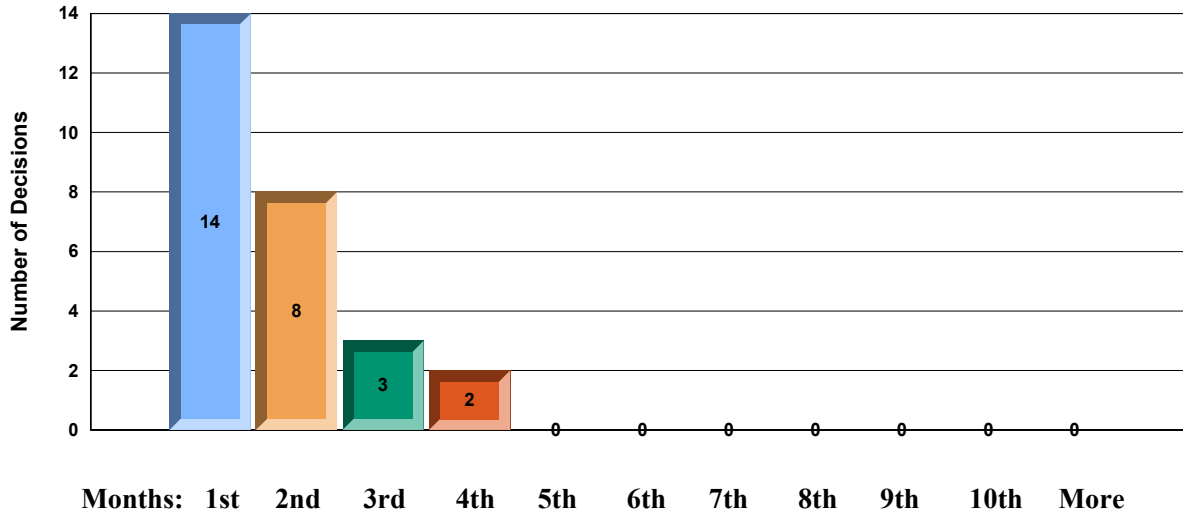
Overall Win Rate: 44.4%



The average time from motion filing to decision was 1.3 months from motion filing. The distribution of times to decision for these motions is illustrated in the chart below.

Distribution of Decisions

For Wisconsin Western



Conley, William

Total Decisions: 1
 Total Granted: 1
 Total Denied: 0
 Total Granted in Part, Denied in Part: 0
 Overall Win Rate: 100.0%
 Average Time to Decision: 3.5 months from motion filing

Case Number	Case Name	Movant	Decision	Pendency (months)	Decision Date
3:10cv00480	City of La Crosse v. Montealegre, David	Plaintiff	Granted	3.49	12/8/2010

Crabb, Barbara

Total Decisions: 13

Total Granted: 5

Total Denied: 6

Total Granted in Part, Denied in Part: 2

Overall Win Rate: 46.2%

Average Time to Decision: 1.4 months from motion filing

Case Number	Case Name	Movant	Decision	Pendency (months)	Decision Date
9:02cv00584	BISHOPS BAY FOUNDERS GROUP, INC. v. BISHOPS BAY APARTMENTS, LLC	Plaintiff	Granted	3.03	2/12/2003
9:04cv00720	MID-WEST MANAGEMENT, INC. v. CAPSTAR RADIO OPERATING COMPANY	Plaintiff	Denied	0.72	10/22/2004
9:94cv00560	MADELINE ISLAND MUSIC CAMP v. MEYER, MARTIN	Plaintiff	Granted	2.86	10/27/1994
9:96cv00912	CIGAR, LLC v. CIGARS AROUND THE WORLD	Plaintiff	Denied	1.09	12/16/1996
9:97cv00102	GILLETTE COMPANY v. DOT PEN COMPANY, INC.	Plaintiff	Denied	0.36	3/3/1997
9:98cv00613	BEMIS MANUFACTURING COMPANY v. EURO UNITED CORPORATION	Plaintiff	Granted in part, Denied in Part	1.51	10/20/1998
9:98cv00613	BEMIS MANUFACTURING COMPANY v. EURO UNITED CORPORATION	Plaintiff	Granted	0.76	11/18/1998
3:98cv00613	BEMIS MANUFACTURING COMPANY v. EURO UNITED CORPORATION	Plaintiff	Granted in part, Denied in Part	1.51	10/20/1998
3:98cv00613	BEMIS MANUFACTURING COMPANY v. EURO UNITED CORPORATION	Plaintiff	Granted	0.30	11/4/1998
3:09cv00697	Wolf Appliance, Inc. v. Viking Range Corp.	Plaintiff	Granted	2.83	2/11/2010
3:11cv00196	Avanti Center, Inc. v. Avanti Educational Programs, Inc. et al	Defendant	Denied	1.12	6/15/2011
3:11cv00196	Avanti Center, Inc. v. Avanti Educational Programs, Inc. et al	Plaintiff	Denied	0.76	6/15/2011
3:11cv00537	Agrace HospiceCare, Incorporated v. Saint Jude Hospice-Wisconsin, LLC	Plaintiff	Denied	1.88	9/27/2011

Crocker, Stephen

Total Decisions: 1

Total Granted: 0

Total Denied: 1

Total Granted in Part, Denied in Part: 0

Overall Win Rate: 0.0%

Average Time to Decision: 1.0 months from motion filing

Case Number	Case Name	Movant	Decision	Pendency (months)	Decision Date
9:99cv00033	BARNSTEAD THERMOLYNE CORPORATION v. COTTRELL INTERNATIONAL, LLC D/B/A COTTRELL, LTD.	Plaintiff	Denied	0.99	10/29/1999

Shabaz, John

Total Decisions: 12

Total Granted: 5

Total Denied: 7

Total Granted in Part, Denied in Part: 0

Overall Win Rate: 41.7%

Average Time to Decision: 1.0 months from motion filing

Case Number	Case Name	Movant	Decision	Pendency (months)	Decision Date
9:02cv00621	ROTO ZIP TOOL CORPORATION v. BLACK & DECKER CORPORATION	Plaintiff	Denied	0.82	12/17/2002
9:03cv00133	METSO PAPER, INC. v. CARTHAGE EQUIPMENT MANUFACTURERS, INC.	Plaintiff	Granted	0.69	6/18/2003
9:03cv00545	CONNEXUS CREDIT UNION v. CONNEX CREDIT UNION	Plaintiff	Denied	1.84	12/11/2003
9:90cv00891	W.T. ROGERS COMPANY, INC. v. ESSELTE PENDAFLEX CORPORATION	Defendant	Denied	1.12	2/25/1991
9:91cv00824	DELLS DUCK TOURS, INC. v. WISCONSIN DUCKS, INC.	Plaintiff	Denied	0.76	10/17/1991
9:91cv01066	NATIONAL ASSOCIATION OF REVIEW APPRAISERS AND MORTGAGE UNDERWRITERS, INC. v. STATE OF WISCONSIN	Plaintiff	Granted	0.69	1/10/1992
9:93cv00647	CONNECTING POINT OF AMERICA, INC v. CONNECTION POINT INC.	Plaintiff	Granted	0.49	12/2/1993
9:94cv00249	PINNACLE PRODUCTS, INC. v. DENTAL DISPOSABLES INTERNATIONAL, INC.	Plaintiff	Granted	0.26	4/22/1994
9:95cv00540	CONVEREX, INC. v. MINNESOTA MINING & MANUFACTURING, INC.	Plaintiff	Denied	0.92	8/24/1995
9:98cv00462	BLUE CROSS & BLUE SHIELD UNITED OF WISCONSIN v. DEAN HEALTH PLAN, INC.	Plaintiff	Denied	1.12	8/5/1998
9:99cv00343	INTELLIGENT NUTRIENTS, INC. v. INTELLIGENT NUTRITION SYSTEMS, INC.	Plaintiff	Denied	2.76	8/13/1999
3:03cv00133	METSO PAPER, INC. v. CARTHAGE EQUIPMENT MANUFACTURERS, INC.	Plaintiff	Granted	0.53	6/13/2003

Wyoming

The dockets of trademark cases in Wyoming were examined to identify decisions on contested preliminary injunction motions. The number of decisions found, the number granted, and the number denied are as follows:

Total Decisions: 3

Total Granted: 3 Plaintiff Granted: 3 Defendant Granted: 0

Total Denied: 0 Plaintiff Denied: 0 Defendant Denied: 0

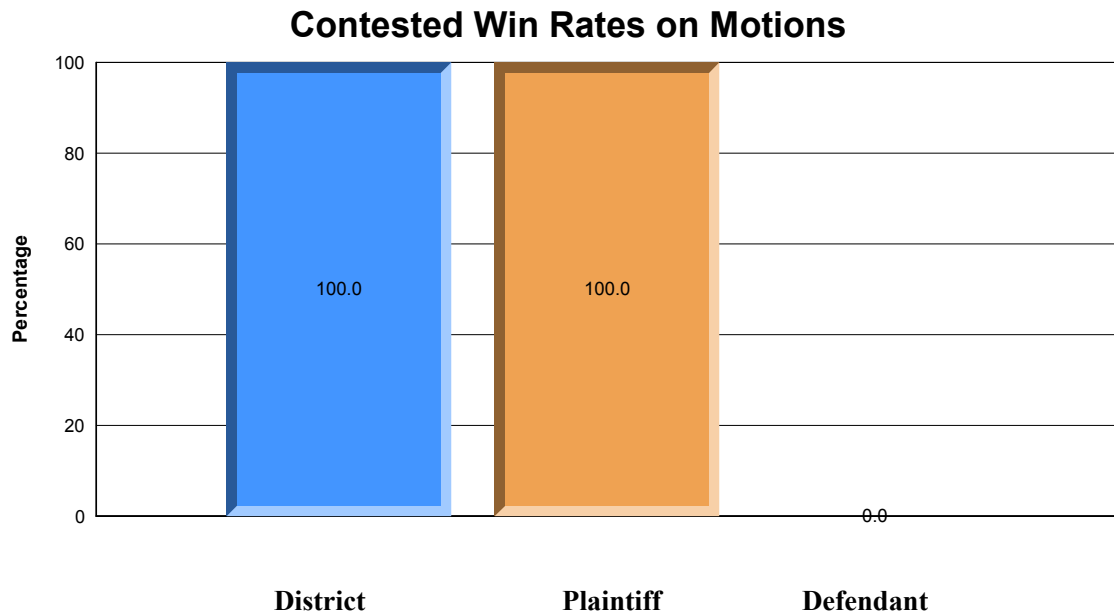
Total Granted in Part, Denied in Part: 0 Plaintiff Granted in Part: 0

Defendant Granted in Part: 0

Plaintiff Win Rate: 100.0%

Defendant Win Rate: 0.0%

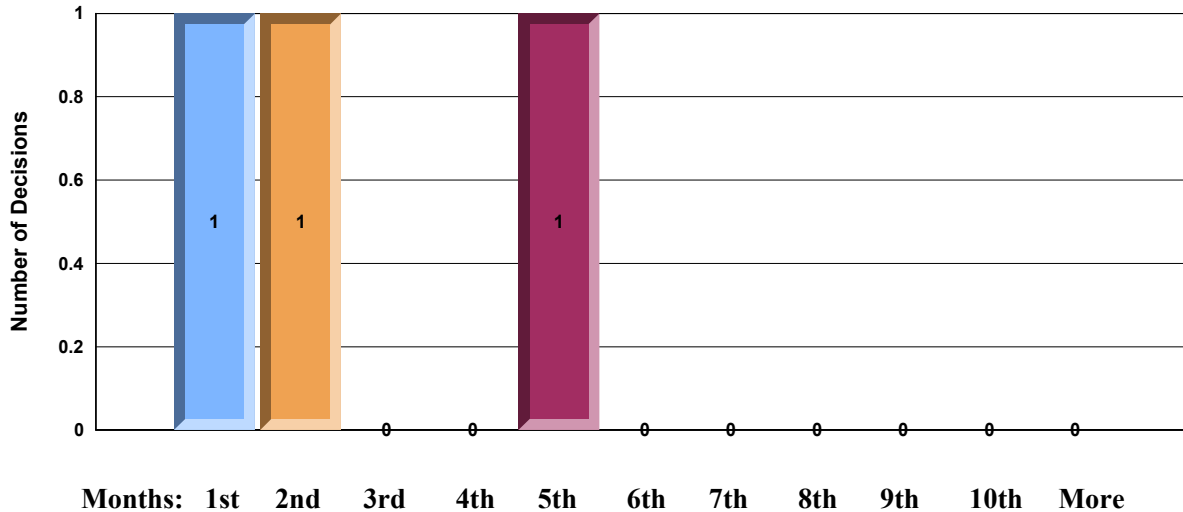
Overall Win Rate: 100.0%



The average time from motion filing to decision was 2.0 months from motion filing. The distribution of times to decision for these motions is illustrated in the chart below.

Distribution of Decisions

For Wyoming



Downes, William

Total Decisions: 2
 Total Granted: 2
 Total Denied: 0
 Total Granted in Part, Denied in Part: 0
 Overall Win Rate: 100.0%
 Average Time to Decision: 2.8 months from motion filing

Case Number	Case Name	Movant	Decision	Pendency (months)	Decision Date
1:00cv01031	Culligan Intl Co v. Osborn	Plaintiff	Granted	4.41	12/22/2000
2:00cv00127	Athlete's Foot v. Wells, et al	Plaintiff	Granted	1.25	8/4/2000

Johnson, Alan

Total Decisions: 1
 Total Granted: 1
 Total Denied: 0
 Total Granted in Part, Denied in Part: 0
 Overall Win Rate: 100.0%
 Average Time to Decision: 0.4 months from motion filing

Case Number	Case Name	Movant	Decision	Pendency (months)	Decision Date
2:92cv00210	UW Board of Trustees, et al v. Lin, et al	Plaintiff	Granted	0.39	9/30/1992